

Citizens Memorial Hospital

Pre-Hospital Protocols


Part 0 - Cover Page

September 1st, 2013

Reviewed and Approved Date



Neal Taylor, Pre-Hospital Director



Dr. Roger Merk, Medical Director

These protocols are designed to provide EMTs, RNs, and Paramedics with standing written orders to coordinate and standardize patient care and improved immediate definitive therapy while on the scene of an illness or injury and during transport.

These protocols are divided into five parts:

- **Part 0 (Cover Page)** - A single page that contains approval signatures.
- **Part 1 (Medical, Trauma, and General)** - Standing orders for pre-hospital staff approved by the medical director.
- **Part 2 (Medications)** - Details about possible medications that may be administered by pre-hospital staff following appropriate protocols or on-line medical direction.
- **Part 3 (Equipment)** - Details about possible equipment that may be used by pre-hospital staff following appropriate protocols or on-line medical direction.
- **Part 4 (Pocket Protocols)** - Condensed version of **Part 1** for quick reference in the field.

EMTs should complete the items listed for Basic Life Support as a matter of course for each patient. This will allow Paramedics to concentrate on the items listed for ALS. However, it is ultimately the responsibility of the Paramedic to ensure complete patient care, including BLS-level procedures.

Medications and equipment listed in these protocols may not reflect actual medications and equipment available on ambulances due to drug shortages and other considerations.

Unless specified ADULT or PEDIATRIC, protocols apply to both adult and pediatric patients.

Document style standards:

ADULT or PEDIATRIC orders.

MEDICATION or **INTERVENTION** orders.

MEDICAL CONTROL orders.

Each protocol will be reviewed annually.

QR Codes can be found throughout this document and may be scanned to link to online resources.



CMH EMS Protocols

Citizens Memorial Hospital

Pre-Hospital Protocols

Part 1 - Medical, Trauma, General

Table of Contents

| NAME | ALS/BLS.... | PAGE |
|---|-----------------------|------|
| 1 MEDICAL PROTOCOLS (ADULT & PEDIATRIC): | | |
| 1-10 General Medical Assessment and Treatment..... | varies..... | 3 |
| 2 Cardiac: | | |
| 2-10 Asystole..... | Advanced | 4 |
| 2-20 Atrial Fibrillation (A-Fib) / Atrial Flutter | Advanced | 5 |
| 2-30 Automated External Defibrillation (AED) | Basic..... | 6 |
| 2-40 Bradycardia | Advanced | 7 |
| 2-50 Chest Discomfort (Cardiac)..... | Advanced | 8 |
| 2-60 Post Resuscitative Care..... | Advanced | 10 |
| 2-70 Pulseless Electrical Activity (PEA) | Advanced | 11 |
| 2-80 Tachycardia, Narrow Stable..... | Advanced | 12 |
| 2-90 Tachycardia, Narrow Unstable..... | Advanced | 13 |
| 2-100 Tachycardia, Wide Stable | Advanced | 14 |
| 2-110 Tachycardia, Wide Unstable | Advanced | 15 |
| 2-120 Torsades de Pointes..... | Advanced | 16 |
| 2-130 Ventricular Ectopy..... | Advanced | 17 |
| 2-140 Ventricular Fibrillation (V-Fib / V-Tach) | Advanced | 18 |
| 2-150 Wolff-Parkinson-White (WPW)..... | Advanced | 19 |
| 3 Environmental Emergencies: | | |
| 3-10 Drowning / Near Drowning | Advanced | 20 |
| 3-20 Heat Exhaustion / Heat Stroke | Advanced | 21 |
| 3-30 Hypothermia / Frostbite | Advanced | 22 |
| 3-40 Hypothermic Cardiac Arrest | Advanced | 23 |
| 4 Medical Emergencies: | | |
| 4-10 Abdominal Pain / Nausea..... | Advanced | 24 |
| 4-20 Anaphylaxis / Allergic Reaction | Advanced | 25 |
| 4-30 Asthma..... | Advanced | 26 |
| 4-40 Behavioral / Psychiatric..... | Advanced | 27 |
| 4-50 CerebroVascular Accident (CVA) / Stroke..... | Advanced | 28 |
| 4-60 Chronic Obstructive Pulmonary Disease (COPD)..... | Advanced | 29 |
| 4-70 Congestive Heart Failure (CHF) | Advanced | 30 |
| 4-80 Croup..... | Advanced | 31 |
| 4-90 Emergency Childbirth..... | Advanced | 32 |
| 4-100 Fever..... | Advanced | 33 |
| 4-110 Hypertensive Crisis | Advanced | 34 |
| 4-120 Hypoglycemia..... | Advanced | 35 |
| 4-130 Neonatal Resuscitation | Advanced | 36 |
| 4-140 Poisoning / Overdose..... | Advanced | 37 |
| 4-150 Post Partum Hemorrhage..... | Advanced | 38 |
| 4-160 Pre-Term Labor..... | Advanced | 39 |
| 4-170 Seizures..... | Advanced | 40 |
| 4-180 Vaginal Bleeding | Advanced | 41 |

| | | |
|---|-----------------------|-----------|
| 5 TRAUMA PROTOCOLS (ADULT & PEDIATRIC): | | |
| 5-10 General Trauma Assessment and Treatment..... | varies..... | 42 |
| 5-20 Abdominal Trauma..... | Advanced | 43 |
| 5-30 Burns..... | Advanced | 44 |
| 5-40 Chest Trauma..... | Advanced | 45 |
| 5-50 Extremity Trauma..... | Advanced | 46 |
| 5-60 Eye Injuries..... | Advanced | 47 |
| 5-70 Head Trauma..... | Advanced | 48 |
| 5-80 Spinal Trauma..... | Advanced | 49 |
| 5-90 Trauma Arrest..... | Advanced | 50 |
| 6 GENERAL PROTOCOLS: | | |
| 6-10 Acquisition of Medical Control..... | Advanced | 51 |
| 6-20 Air Ambulance Utilization..... | varies..... | 52 |
| 6-30 Competency Training..... | varies..... | 53 |
| 6-40 Control of Nausea..... | Advanced | 54 |
| 6-50 Control of Pain..... | Advanced | 55 |
| 6-60 Do Not Resuscitate (DNR) Orders..... | Advanced | 56 |
| 6-70 Documentation..... | varies..... | 57 |
| 6-80 Event Standby..... | varies..... | 58 |
| 6-90 IDLH Rehabilitation Standby..... | varies..... | 59 |
| 6-100 Off-Duty Protocols..... | varies..... | 60 |
| 6-110 Rapid Sequence Intubation (RSI) - CALL FOR ORDERS..... | Advanced | 61 |
| 6-120 Transfer of Care Between Agencies..... | varies..... | 62 |
| 6-130 Triage..... | Basic..... | 63 |
| 6-140 Withholding or Termination of Resuscitation..... | Advanced | 64 |
| APPENDIX: | | |
| Appendix A - Change Log..... | | 65 |
| Appendix B - References..... | | 66 |

1-10 General Medical Assessment and Treatment

| Basic Life Support | Advanced Life Support |
|--|---|
| <ul style="list-style-type: none">* Scene safety.* Coordinate with or establish incident command.* BSI.* Nature of illness.* Number of patients.* Need for additional resources?* ABCs.* LOC.* SAMPLE history.* Focused assessment.* Baseline vitals.<ul style="list-style-type: none">* Two sets of vitals should be obtained that include time, BP, pulse, respirations, SpO2, and pain level.* When appropriate, additional vitals may include ETCO2, temp, and glucose.* Responsive:<ul style="list-style-type: none">* Treatment decision (BLS/ALS).* Interfacility transfer of patients meeting BLS criteria with the only exception of Heparin or Saline locked IV may be transported BLS. | <ul style="list-style-type: none">* ALS indicated when:<ul style="list-style-type: none">* Unresponsive.* Responsive meeting one of the following:<ul style="list-style-type: none">+ Altered mental status.+ GCS <13.+ Respiratory distress.+ Signs of shock.+ PulseOx <90.+ Need for IV/IO or medications.+ Chest discomfort.<hr/>+ <u>ADULT</u> vitals:<ul style="list-style-type: none">* SBP <100 or >180* Pulse <60 or >120* Respirations <12 or >30<hr/>+ <u>PEDIATRIC</u> vitals:<ul style="list-style-type: none">* SBP <70 + 2 x (age yrs)* Pulse <60 or >140* Respirations >30<hr/>* <u>PEDIATRIC</u>: Utilize Broslow tape for equipment and drug dosages.* Rapid medical assessment.* Treat per appropriate protocol.* Transport.<ul style="list-style-type: none">* Stroke and STEMI patients shall be transported to the nearest appropriate center:<ul style="list-style-type: none">+ List of Stroke and STEMI centers is pending from MO BEMS. |



2-10 Asystole

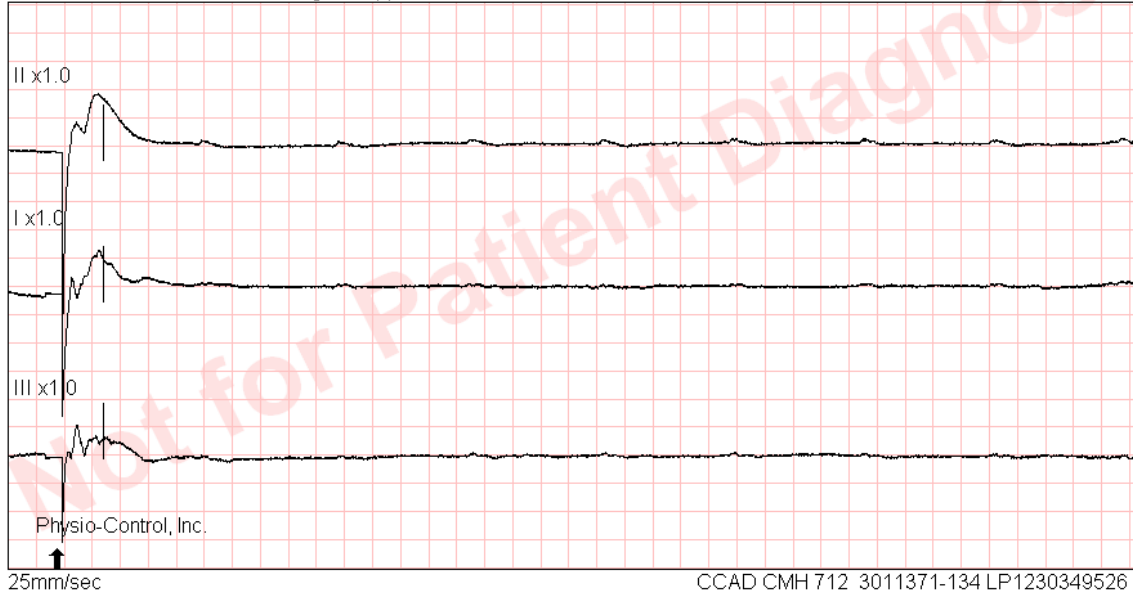
Basic Life Support

- * Confirm pulselessness and apnea.
- * Attempt to determine down-time, history, and DNR status.
- * Begin **CPR**.
 - * Push hard and fast at 100/min.
 - * Minimize compression interruptions.
 - * Rotate compressors every 2 minutes at rhythm check.
- * Establish and maintain airway and ventilate 100% **OXYGEN**.
 - * Establish BLS **AIRWAY**.
 - * Compressions: Ventilations ratio = 30:2 unless intubated, then 8-10 breaths per min.
 - * Avoid hyperventilation.
- * Monitor capnography and pulseoximetry.
- * Apply cardiac monitor quick combo pads and limb leads.

Advanced Life Support

- * Confirm in 2 leads.
 - * Consider **INTUBATION**.
 - * **IV/IO NS**.
-
- * **ADULT**:
 - * Consider **PACING**.
 - * **EPINEPHRINE 1:10,000** 1 mg IV/IO every 3-5 min.
 - * Consider **ATROPINE** 1 mg IV/IO every 3-5 min (max 3 mg).
 - * Consider **SODIUM BICARB** 1 mEq/kg IV/IO every 10 min (ensure adequate ventilations)
-
- * **PEDIATRIC**:
 - * **EPINEPHRINE 1:10,000** 0.01 mg/kg IV/IO every 3-5 min (max 1 mg/dose).
 - * **OR 1:1,000** 0.1 mg/kg ETT (max 2.5 mg/dose).
 - * Consider and correct treatable causes: Hypovolemia, hypoxia, hypo/hyperkalemia, hypothermia, hypoglycemia, acidosis, tension pneumothorax, toxins, thrombosis, and cardiac tamponade.
- * **ADULT**: Contact **MEDICAL CONTROL** if **ETCO₂ <10** for 10 min or no response after 20 min, consider termination of resuscitation.

Pacing 5 Stopped ▼



2-20 Atrial Fibrillation (A-Fib) / Atrial Flutter

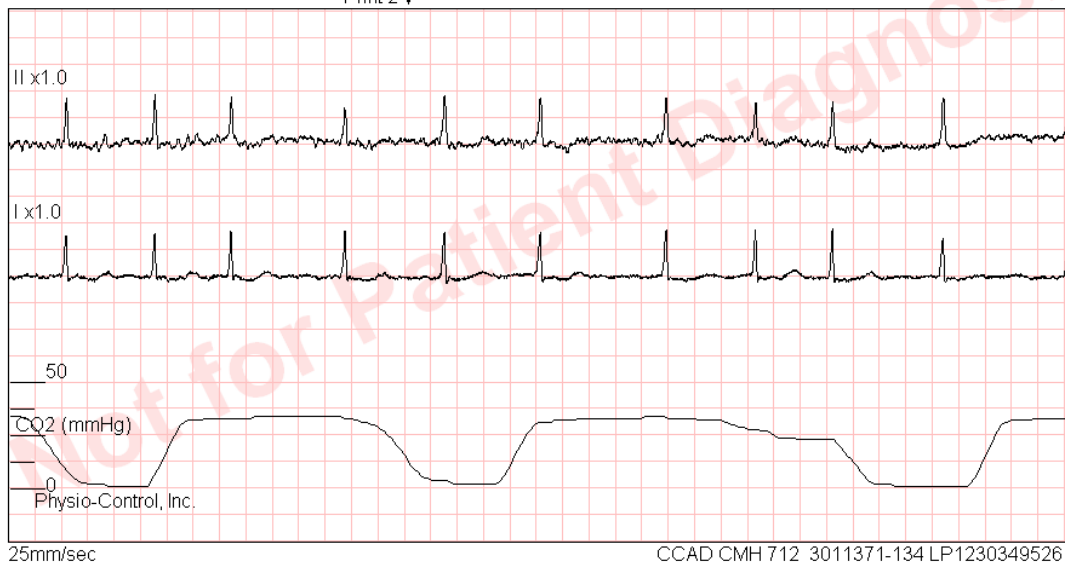
Basic Life Support

- * Calm and reassure patient. Ensure patient does not exert themselves.
- * **OXYGEN.**
- * Apply cardiac monitor limb leads. Apply quick combo pads anterior / posterior.
- * Monitor capnography and pulseoximetry.
- * Obtain vital signs.

Advanced Life Support

- * Obtain 12-lead EKG.
- * IV/IO NS.
- * **ADULT:** Rate >130:
 - * Pulmonary edema: **AMIODARONE** 150 mg over 10 min. May repeat at 150 mg over 10 min if tachycardia returns.
 - * No pulmonary edema: **CARDIZEM** 0.25 mg/kg (max 20 mg) IV/IO over 2 min. May repeat after 15 min at 0.35 mg/kg (max 25 mg) IV/IO over 2 min.
 - * If converted, **CARDIZEM** drip at 10 mg/hr.
- * **PEDIATRIC:** Rate >160 (child), >220 (infant): **CONTACT MEDICAL CONTROL:**
 - * Consider **CARDIZEM.**
 - * Consider **ADENOSINE:** 0.1 mg/kg RAPID IV/IO. If ineffective, second and/or third dose at 0.2 mg/kg.
 - * Consider **VERSED** IV/IO/IN.
 - ✗ Over 12 yrs: Same as adult.
 - ✗ Between 6 yrs and 12 yrs: 0.05 mg/kg.
 - ✗ Under 6 yrs: 0.05-0.1 mg/kg.
 - + OR **ATIVAN** 0.05 mg/kg (max 2 mg) IV/IO.
 - + Consider **FENTANYL** 2-3 mcg/kg IV/IO/IN (max 150 mcg).
- * Consider synchronized **CARDIOVERSION** 0.5-1 J/kg.
- * Consider and correct treatable causes: Hypovolemia, hypoxia, hypo/hyperkalemia, hypothermia, hypoglycemia, acidosis, tension pneumothorax, toxins, thrombosis, and cardiac tamponade.

Print 2 ▼



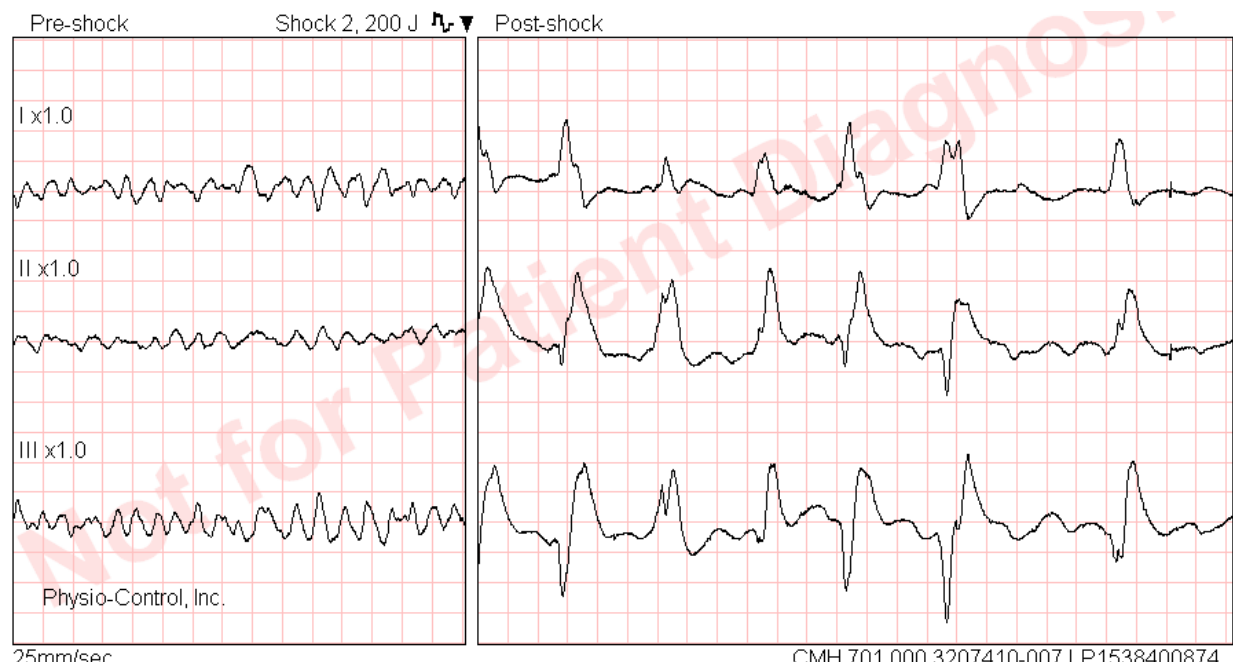
2-30 Automated External Defibrillation (AED)

Basic Life Support

- * Request **ALS** support if not already en route.
- * Confirm pulselessness and apnea.
- * Attempt to determine down-time, history, and DNR status.
- * Begin **CPR**.
 - * Push hard and fast at 100/min.
 - * Minimize compression interruptions.
 - * Rotate compressors every 2 minutes at rhythm check or as soon as practical.
- * Establish and maintain airway and ventilate 100% **OXYGEN**.
 - * Establish BLS **AIRWAY**.
 - * Compressions: Ventilations ratio = 30:2 unless intubated, then 8-10 breaths per min.
 - * Avoid hyperventilation.
- * Apply cardiac monitor (in **AED** mode) quick combo pads.
 - * Press **ANALYZE** and clear patient.
 - * Shock indicated: clear and **SHOCK**. Continue compressions while charging.
- * Monitor capnography and pulseoximetry.

Advanced Life Support

- * If ALS and LifePak 12/15 available, manual defibrillation is preferred.



2-40 Bradycardia

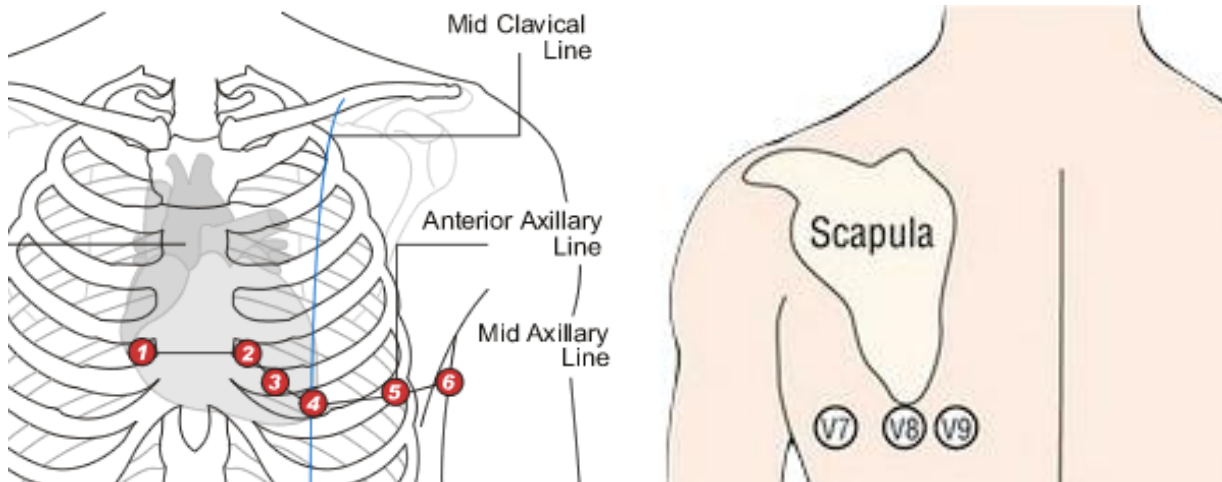
| Basic Life Support | Advanced Life Support | | | | | |
|--|---|-------------------|-------------------|--------------------|------------------|--------------------|
| <ul style="list-style-type: none"> * Calm and reassure patient. Ensure patient does not exert themselves. * OXYGEN. * Apply cardiac monitor limb leads. Apply quick combo pads anterior/posterior. | <ul style="list-style-type: none"> * Obtain 12-lead EKG. * IV/IO NS. | | | | | |
| <ul style="list-style-type: none"> * <u>PEDIATRIC</u>: HR <60: VENTILATE. Initiate chest compressions if ventilation does not raise HR above 60. * Monitor capnography and pulseoximetry. * Obtain vital signs. | <ul style="list-style-type: none"> * <u>ADULT</u>: Rate <60 and symptomatic: <ul style="list-style-type: none"> * PACING. <ul style="list-style-type: none"> + VERSED 2.5-5 mg IV/IO (max 10 mg). Maintain SBP >100. * OR ATIVAN 2 mg IV/IO. * Consider FENTANYL 50-100 mcg IV/IO/IN (max 300 mcg). * ATROPINE 0.5 mg IV/IO. May repeat 0.5 mg every 5 min (max 3 mg). * Consider DOPAMINE 5-20 mcg/kg/min IV/IO. * Contact MEDICAL CONTROL for: Consider EPINEPHRINE 1:10,000 2-10 mcg/min IV/IO. <ul style="list-style-type: none"> + Mix 1 mg in 250 ml NS. + 2 mcg/min = 30 ml/hr. + 10 mcg/min = 150 ml/hr. * <u>PEDIATRIC</u>: Rate <60 and symptomatic: <ul style="list-style-type: none"> * EPINEPHRINE 1:10,000 0.01 mg/kg IV/IO repeat every 3-5 min. * ATROPINE 0.02 mg/kg IV/IO may repeat once (min 0.1 mg) (max 0.5 mg). * Consider PACING at age appropriate rate: | | | | | |
| | <table border="1" data-bbox="597 995 1399 1062" style="margin-left: auto; margin-right: auto;"> <tr> <td style="padding: 2px;">0-1yr: 135</td> <td style="padding: 2px;">2-3yr: 130</td> <td style="padding: 2px;">4-5yr: 105</td> <td style="padding: 2px;">6-9yr: 90</td> <td style="padding: 2px;">10-18yr: 80</td> </tr> </table> <ul style="list-style-type: none"> + VERSED IV/IO/IN. <ul style="list-style-type: none"> * Over 12 yrs: Same as adult. * Between 6 yrs and 12 yrs: 0.05 mg/kg. * Under 6 yrs: 0.05-0.1 mg/kg. * OR ATIVAN 0.05 mg/kg IV/IO. + Consider FENTANYL 2-3 mcg/kg IV/IO/IN (max 150 mcg). * Consider and correct treatable causes: Hypovolemia, hypoxia, hypo/hyperkalemia, hypothermia, hypoglycemia, acidosis, tension pneumothorax, toxins, thrombosis, and cardiac tamponade. | 0-1yr: 135 | 2-3yr: 130 | 4-5yr: 105 | 6-9yr: 90 | 10-18yr: 80 |
| 0-1yr: 135 | 2-3yr: 130 | 4-5yr: 105 | 6-9yr: 90 | 10-18yr: 80 | | |

Print 1 ▼



2-50 Chest Discomfort (Cardiac)

| Basic Life Support | Advanced Life Support |
|--|---|
| <ul style="list-style-type: none"> * Calm and reassure patient. Ensure patient does not exert themselves. * OXYGEN. * Apply cardiac monitor limb leads. * Monitor capnography and pulseoximetry. * Obtain vital signs. * ADULT: ASPIRIN 324 mg (4 chewable tablets). | <ul style="list-style-type: none"> * IV/IO NS. <ul style="list-style-type: none"> * Draw blood samples. * Obtain 12-lead EKG. 15-lead indicated when: normal EKGs, inferior MIs, ST depression in V-leads. <hr/> <ul style="list-style-type: none"> * ADULT: <ul style="list-style-type: none"> * Inferior MI (ST elevation in II, III, aVF): <ul style="list-style-type: none"> + Pulmonary edema: Refer to CHF protocol. + NS 250 ml fluid bolus. Repeat as long as no pulmonary edema. <div style="background-color: black; color: white; padding: 5px;"> <ul style="list-style-type: none"> + Contact MEDICAL CONTROL: <ul style="list-style-type: none"> * SBP >120: Consider NITROGLYCERIN 0.4 mg SL (1 spray or 1 tablet). Every 5 min until no pain or SBP <90. * Consider NITROGLYCERIN initiate at 10 mcg/min IV/IO titrated to BP and pain. </div> <hr/> <ul style="list-style-type: none"> * Not Inferior MI AND SBP >100: NITROGLYCERIN 0.4 mg SL (1 spray or 1 tablet). Every 5 min until no pain or SBP <90. <ul style="list-style-type: none"> + Consider NITROGLYCERIN initiate at 10 mcg/min IV/IO titrated to BP and pain. <hr/> <ul style="list-style-type: none"> * Nausea/Vomiting: Consider ZOFRAN 4 mg IV/IM/IN (max 8 mg). <ul style="list-style-type: none"> + OR PHENERGAN 12.5-25 mg IM or IV/IO infused in NS over 15-30 min. * MORPHINE 2 mg IV/IO (max 10 mg). Maintain SBP >100. <div style="background-color: black; color: white; padding: 5px;"> <ul style="list-style-type: none"> * Contact MEDICAL CONTROL: Consider HEPARIN 4,000 u. </div> <hr/> <ul style="list-style-type: none"> * Consider air ambulance to expedite transport. STEMI patients shall be transported to the nearest appropriate STEMI center. * List of STEMI centers is pending from MO BEMS. |



EKG Interpretation Guide

Check lead placement.

- * Lead I positive and aVR negative: Good placement?

Rhythm:

- * Regular or irregular?
- * Brady or tachy?
- * P-Waves:
 - * Heart block:
 - + PR >200ms: First degree heart block?
 - + PR widening: Second degree type I?
 - + Dropping P-waves: Second degree type II?
 - + P-waves not associated: Third degree?
 - * Greater than 2.5mm high: Right atrial enlargement or PE?
 - * "M" shape: Left atrial enlargement?
- * QRS:
 - * >120ms: Bundle branch block (LBBB or ventricular pacing, go to Sgarbossa)?
 - * QTc between 390 and 450?
 - * Peaked T-waves: Hyperkalemia?
 - * Q >40ms: Pathological Q (previous MI)?
 - * Q>35mm combined V5 & V1: Left ventricular hypertrophy?
 - * Q>7mm V1: Right ventricular hypertrophy?
 - * Delta wave (sloped R) with PR <120ms: Wolff-Parkinson-White

Axis:

- * -30 to -90 degrees (up, dn, dn): Left axis deviation (obesity, pregnancy, LBBB, left ventricular hypertrophy, LEFT ANTERIOR HEMIBLOCK, INFERIOR MI)?
- * 90 to 180 degrees (dn, up, up): Right axis deviation (slender, pulmonary disease, RBBB, right ventricular hypertrophy, LEFT POSTERIOR HEMIBLOCK)?
- * -90 to -180 degrees (dn, dn, dn): Extreme right axis deviation (MYOCARDIAL INFARCTION)?

ST:

- * ST elevation in all leads: Pericarditis?
- * Cup or dome ST in V-leads: Early repolarization?
- * ST elevation in contiguous leads with reciprocal changes: STEMI?

| | | | | |
|----------------|----------------|---------------|---------------|----------------|
| I - Lateral | aVR | V1 - Septal | V4 - Anterior | V4R - Anterior |
| II - Inferior | aVL | V2 - Septal | V5 - Lateral | V8 - Posterior |
| III - Inferior | aVF - Inferior | V3 - Anterior | V6 - Lateral | V9 - Posterior |

Sgarbossa Criteria (LBBB or Pacing):

- * A = ST elevation >1mm concordant with QRS in any lead?
- * B = ST depression >1mm in V1, V2, or V3?
- * C = ST elevation >5mm discordant with QRS in any lead?

2-60 Post Resuscitative Care

| Basic Life Support | Advanced Life Support |
|--|---|
| <ul style="list-style-type: none">* Establish and maintain airway and ventilate with OXYGEN.* Avoid hyperventilation.* Attempt to maintain SpO2 at 95%. Nasal cannula may be appropriate to not over-oxygenate.* Monitor capnography and pulseoximetry.* Apply cardiac monitor quick combo pads and limb leads.* Obtain vital signs. | <ul style="list-style-type: none">* Obtain 12-lead EKG.* Treat rate and rhythm per protocol.* Secure airway if necessary.* IV/IO NS. <hr/> <ul style="list-style-type: none">* <u>ADULT:</u><ul style="list-style-type: none">* Hypotension: Assess lung sounds for pulmonary edema.<ul style="list-style-type: none">+ Clear lung sounds: NS 250-500 ml IV/IO.+ Pulmonary edema: Consider DOPAMINE 5-20 mcg/kg/min IV/IO.* Continued sedation: VERSED 2.5-5 mg IV/IO every 5 min as needed (max 10 mg). Maintain SBP >100.<ul style="list-style-type: none">+ OR ATIVAN 1-2 mg IV/IO every 5 min (max 4 mg).+ Consider FENTANYL 50-100 mcg IV/IO/IN every 10 min as needed (max 300 mcg). <hr/> <ul style="list-style-type: none">* <u>PEDIATRIC:</u><ul style="list-style-type: none">* Hypotension: Assess lung sounds for pulmonary edema.<ul style="list-style-type: none">+ Clear lung sounds: Consider 20 ml/kg NS.+ Pulmonary edema: CONTACT MEDICAL CONTROL: DOPAMINE 5-20 mcg/kg/min IV/IO.* Continued sedation: VERSED IV/IO/IN.<ul style="list-style-type: none">✗ Over 12 yrs: Same as adult.✗ Between 6 yrs and 12 yrs: 0.05 mg/kg.✗ Under 6 yrs: 0.05-0.1 mg/kg.+ OR ATIVAN 0.05 mg/kg IV/IO.+ Consider FENTANYL 2-3 mcg/kg IV/IO/IN (max 150 mcg). <hr/> <ul style="list-style-type: none">* Consider air ambulance to expedite transport. |



2-70 Pulseless Electrical Activity (PEA)

| Basic Life Support | Advanced Life Support |
|---|---|
| <ul style="list-style-type: none">* Confirm pulselessness and apnea.* Attempt to determine down-time, history, and DNR status.* Begin CPR.<ul style="list-style-type: none">* Push hard and fast at 100/min.* Minimize compression interruptions.* Rotate compressors every 2 minutes at rhythm check.* Establish and maintain airway and ventilate 100% OXYGEN.<ul style="list-style-type: none">* Establish BLS AIRWAY.* Compressions : Ventilations ratio = 30:2 unless intubated, then 8-10 breaths per min.* Avoid hyperventilation.* Monitor capnography and pulseoximetry.* Apply cardiac monitor quick combo pads and limb leads. | <ul style="list-style-type: none">* Consider INTUBATION.* IV/IO NS. <hr/> <ul style="list-style-type: none">* <u>ADULT</u>:<ul style="list-style-type: none">* EPINEPHRINE 1:10,000 1 mg IV/IO every 3-5 min.* Slow PEA rate: Consider ATROPINE 1 mg IV/IO every 3-5 min (max 3 mg).* Consider SODIUM BICARB 1 mEq/kg IV/IO. <hr/> <ul style="list-style-type: none">* <u>PEDIATRIC</u>:<ul style="list-style-type: none">* EPINEPHRINE 1:10,000 0.01 mg/kg IV/IO every 3-5 min (max 1 mg/dose). OR 1:1,000 0.1 mg/kg ET. <hr/> <ul style="list-style-type: none">* Consider and correct treatable causes: Hypovolemia, hypoxia, hypo/hyperkalemia, hypothermia, hypoglycemia, acidosis, tension pneumothorax, toxins, thrombosis, and cardiac tamponade. <hr/> <ul style="list-style-type: none">* <u>ADULT</u>: Contact MEDICAL CONTROL if ETCO2 <10 for 10 min or no response after 20 min, consider termination of resuscitation. |

▼ Initial Rhythm



2-80 Tachycardia, Narrow Stable

Basic Life Support

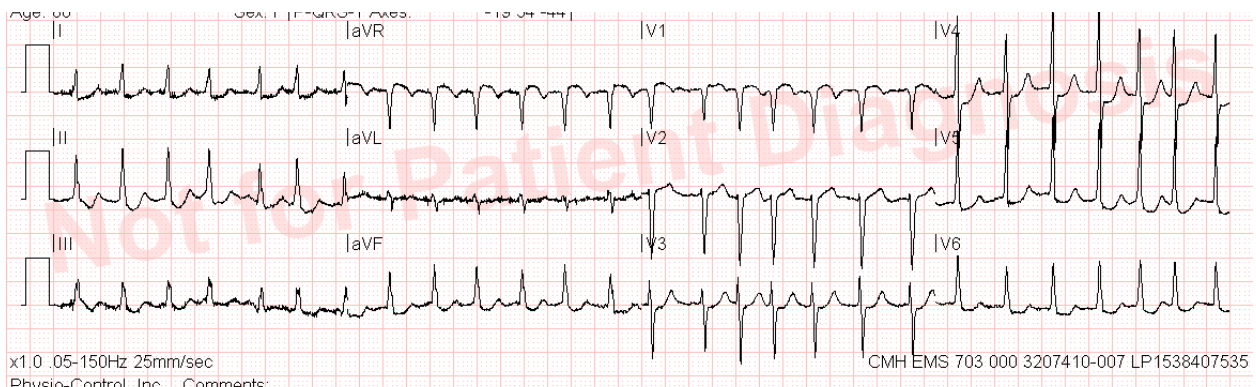
- * Calm and reassure patient. Ensure patient does not exert themselves.
- * **OXYGEN.**
- * Apply cardiac monitor limb leads. Apply quick combo pads anterior/posterior.
- * Monitor capnography and pulseoximetry.
- * Obtain vital signs.

Advanced Life Support

- * Obtain 12-lead EKG.
- * **Vagal** maneuvers. (Contraindicated for CAD and stroke).
- * **IV/IO NS.**
- * **ADULT:** Rate >150:
 - * **ADENOSINE** 6 mg RAPID IV/IO. If ineffective, second and/or third dose at 12 mg.
 - * Pulmonary edema: **AMIODARONE** 150 mg over 10 min. May repeat at 150 mg over 10 min if tachycardia returns (max 300 mg).
 - * No pulmonary edema: **CARDIZEM** 0.25 mg/kg (max 20 mg) IV/IO over 2 min. May repeat after 15 min at 0.35 mg/kg (max 25 mg) IV/IO over 2 min.
 - + If converted, **CARDIZEM** drip at 10 mg/hr.

* **PEDIATRIC:** Rate >160 (child), >220 (infant): **CONTACT MEDICAL CONTROL:**

- * Consider **ADENOSINE:** 0.1 mg/kg RAPID IV/IO. If ineffective, second and/or third dose at 0.2 mg/kg.
- * Consider **VERSED** IV/IO/IN.
 - ✗ Over 12 yrs: Same as adult.
 - ✗ Between 6 yrs and 12 yrs: 0.05 mg/kg.
 - ✗ Under 6 yrs: 0.05-0.1 mg/kg.
- + **OR ATIVAN** 0.05 mg/kg (max 2 mg) IV/IO.
- + Consider **FENTANYL** 2-3 mcg/kg IV/IO/IN (max 150 mcg).
- * Consider synchronized **CARDIOVERSION** 0.5-1 J/kg.
- * Consider and correct treatable causes: Hypovolemia, hypoxia, hypo/hyperkalemia, hypothermia, hypoglycemia, acidosis, tension pneumothorax, toxins, thrombosis, and cardiac tamponade.



2-90 Tachycardia, Narrow Unstable

| Basic Life Support | Advanced Life Support |
|---|---|
| <ul style="list-style-type: none"> * Calm and reassure patient. Ensure patient does not exert themselves. * OXYGEN. * Apply cardiac monitor limb leads. Apply quick combo pads anterior/posterior. * Monitor capnography and pulseoximetry. * Obtain vital signs. | <ul style="list-style-type: none"> * Obtain 12-lead EKG. * IV/IO NS. <hr/> <ul style="list-style-type: none"> * ADULT: Rate >150 and symptomatic: <ul style="list-style-type: none"> * Conscious: Consider VERSED 2.5-5 mg IV/IO/IN. <ul style="list-style-type: none"> + OR ATIVAN 2 mg IV/IO. + Consider FENTANYL 50-100 mcg IV/IO/IN (max 300 mcg). * Synchronized CARDIOVERSION 125 J (if unsuccessful, increase to 200 J). <hr/> <ul style="list-style-type: none"> * PEDIATRIC: Rate >180 (child), >220 (infant) and symptomatic: <ul style="list-style-type: none"> * Consider vagal maneuvers. * ADENOSINE 0.1 mg/kg RAPID IV/IO (max 6 mg). <ul style="list-style-type: none"> + If ineffective, 2nd and/or 3rd dose at 0.2 mg/kg (max 12 mg). * Conscious: Consider VERSED IV/IO/IN. <ul style="list-style-type: none"> ✗ Over 12 yrs: Same as adult. ✗ Between 6 yrs and 12 yrs: 0.05 mg/kg. ✗ Under 6 yrs: 0.05-0.1 mg/kg. + OR ATIVAN 0.05 mg/kg (max 2 mg) IV/IO. + Consider FENTANYL 2-3 mcg/kg IV/IO/IN (max 150 mcg). * Synchronized CARDIOVERSION 0.5-1 J/kg. <div style="background-color: black; color: white; padding: 2px;">* CONTACT MEDICAL CONTROL.</div> <ul style="list-style-type: none"> * Consider and correct treatable causes: Hypovolemia, hypoxia, hypo/hyperkalemia, hypothermia, hypoglycemia, acidosis, tension pneumothorax, toxins, thrombosis, and cardiac tamponade. |



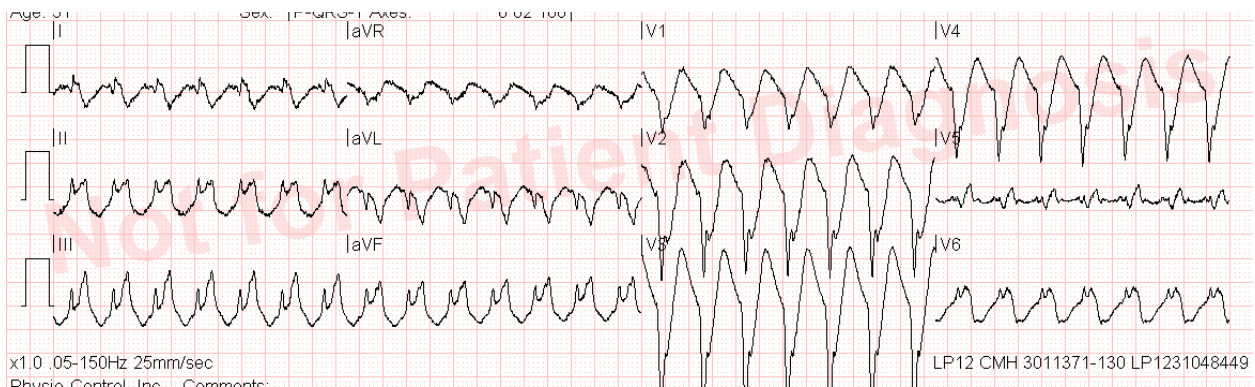
2-100 Tachycardia, Wide Stable

Basic Life Support

- * Calm and reassure patient. Ensure patient does not exert themselves.
- * **OXYGEN.**
- * Apply cardiac monitor limb leads. Apply quick combo pads anterior/posterior.
- * Monitor capnography and pulseoximetry.
- * Obtain vital signs.

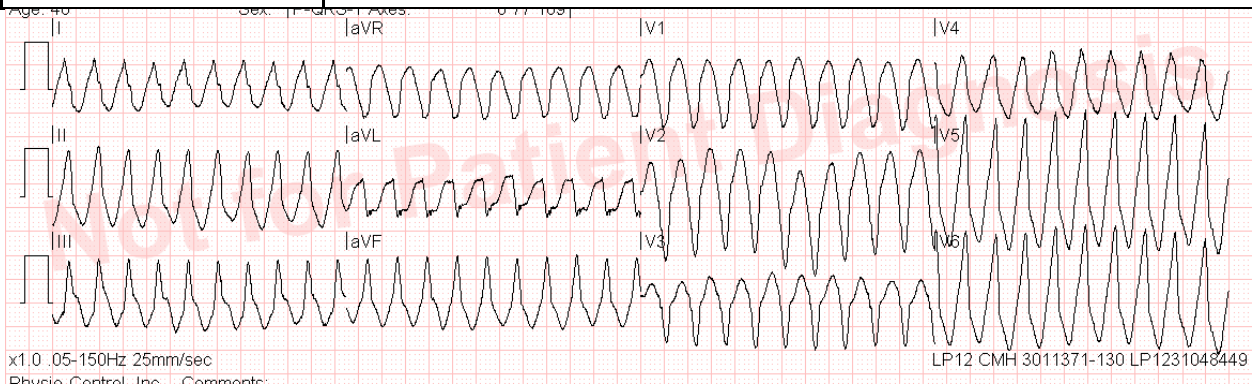
Advanced Life Support

- * Obtain 12-lead EKG.
- * **IV/IO NS.**
- * **ADULT:** Rate >150:
 - * **AMIODARONE** 150 mg IV/IO over 10 min. Repeat as needed (max 2.2 gm over 24 hr). 150 mg in 100 ml **D5W** over 10 min.
 - + **OR LIDOCAINE** 0.5-0.75 mg/kg IV/IO.
 - * QT/RR >0.4: **MAGNESIUM SULFATE** 1-2 g IV/IO over 5 min.
 - + Mix 1-2 g in 100 ml **D5W.**
- * **PEDIATRIC:** Rate >160 (child), >220 (infant): **CONTACT MEDICAL CONTROL:**
 - * Consider **AMIODARONE** 5 mg/kg IV/IO over 20-60 min.
 - + **OR PROCAINAMIDE** 15 mg/kg IV/IO over 30-60 min.
 - * Consider **VERSED** IV/IO/IN.
 - ✗ Over 12 yrs: Same as adult.
 - ✗ Between 6 yrs and 12 yrs: 0.05 mg/kg.
 - ✗ Under 6 yrs: 0.05-0.1 mg/kg.
 - + **OR ATIVAN** 0.05 mg/kg (max 2 mg) IV/IO.
 - + Consider **FENTANYL** 2-3 mcg/kg IV/IO/IN (max 150 mcg).
 - * Consider synchronized **CARDIOVERSION** 0.5-1 J/kg.
- * Consider and correct treatable causes: Hypovolemia, hypoxia, hypo/hyperkalemia, hypothermia, hypoglycemia, acidosis, tension pneumothorax, toxins, thrombosis, and cardiac tamponade.



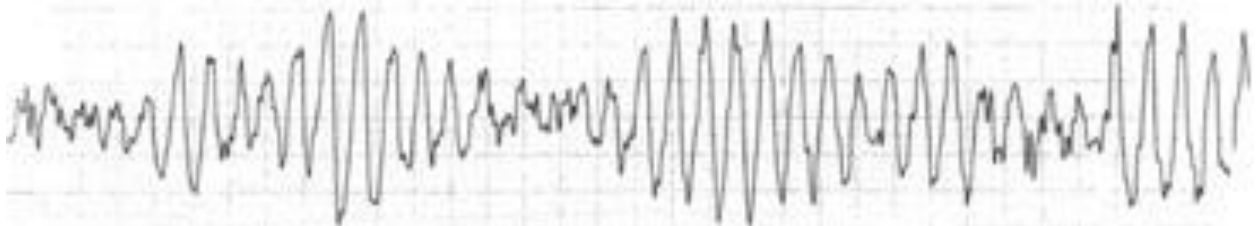
2-110 Tachycardia, Wide Unstable

| Basic Life Support | Advanced Life Support |
|---|--|
| <ul style="list-style-type: none"> * Calm and reassure patient. Ensure patient does not exert themselves. * OXYGEN. * Apply cardiac monitor limb leads. Apply quick combo pads anterior/posterior. * Monitor capnography and pulseoximetry. * Obtain vital signs. | <ul style="list-style-type: none"> * Obtain 12-lead EKG. * IV/IO NS. <hr/> <ul style="list-style-type: none"> * <u>ADULT</u>: Rate >150: <ul style="list-style-type: none"> * Conscious: Consider VERSED 2.5-5 mg IV/IO/IN. <ul style="list-style-type: none"> + OR ATIVAN 2 mg IV/IO. + Consider FENTANYL 50-100 mcg IV/IO/IN (max 300 mcg). * Synchronized CARDIOVERSION 125 J (if unsuccessful, increase to 200 J). * QT/RR >0.4: MAGNESIUM SULFATE 1-2 g IV/IO over 15-20 min. <ul style="list-style-type: none"> + Mix 1-2 g in 100 ml D5W. <hr/> <ul style="list-style-type: none"> * <u>PEDIATRIC</u>: Rate >180 (child), >220 (infant): <ul style="list-style-type: none"> * Conscious: Consider VERSED IV/IO/IN. <ul style="list-style-type: none"> ✗ Over 12 yrs: Same as adult. ✗ Between 6 yrs and 12 yrs: 0.05 mg/kg. ✗ Under 6 yrs: 0.05-0.1 mg/kg. + OR ATIVAN 0.05 mg/kg (max 2 mg) IV/IO. + Consider FENTANYL 2-3 mcg/kg IV/IO/IN (max 150 mcg). * Synchronized CARDIOVERSION 0.5-1 J/kg. <div style="background-color: black; color: white; padding: 5px;"> <ul style="list-style-type: none"> * CONTACT MEDICAL CONTROL: <ul style="list-style-type: none"> + AMIODARONE 5 mg/kg IV/IO over 20-60 min. ✗ OR PROCAINAMIDE 15 mg/kg IV/IO over 30-60 min. </div> <ul style="list-style-type: none"> * Consider and correct treatable causes: Hypovolemia, hypoxia, hypo/hyperkalemia, hypothermia, hypoglycemia, acidosis, tension pneumothorax, toxins, thrombosis, and cardiac tamponade. |



2-120 Torsades de Pointes

| Basic Life Support | Advanced Life Support |
|---|--|
| <ul style="list-style-type: none">* Calm and reassure patient. Ensure patient does not exert themselves.* OXYGEN.* Apply cardiac monitor limb leads. Apply quick combo pads anterior/posterior.* Monitor capnography and pulseoximetry.* Obtain vital signs. | <ul style="list-style-type: none">* Obtain 12-lead EKG.* IV/IO NS. <hr/> <ul style="list-style-type: none">* <u>ADULT:</u><ul style="list-style-type: none">* MAGNESIUM SULFATE 1-2 g over 15-20 min.<ul style="list-style-type: none">+ Mix 1-2 g in 100 ml D5W.* Follow with MAGNESIUM SULFATE 0.5-1 g/hr IV/IO titrated to control Torsades de Pointes.* Conscious: Consider VERSED 2.5-5 mg IV/IO/IN.<ul style="list-style-type: none">+ OR ATIVAN 2 mg IV/IO.+ Consider FENTANYL 50-100 mcg IV/IO/IN (max 300 mcg).* Synchronized CARDIOVERSION 200 J. <hr/> <ul style="list-style-type: none">* <u>PEDIATRIC:</u><ul style="list-style-type: none">* MAGNESIUM SULFATE 25-50 mg/kg over 15-20 min.<ul style="list-style-type: none">+ Mix in 100 ml D5W (max 2 g).* Conscious: Consider VERSED IV/IO/IN.<ul style="list-style-type: none">✗ Over 12 yrs: Same as adult.✗ Between 6 yrs and 12 yrs: 0.05 mg/kg.✗ Under 6 yrs: 0.05-0.1 mg/kg.+ OR ATIVAN 0.05 mg/kg (max 2 mg) IV/IO.+ Consider FENTANYL 2-3 mcg/kg IV/IO/IN (max 150 mcg).* Synchronized CARDIOVERSION 0.5-1 J/kg. |



2-130 Ventricular Ectopy

Basic Life Support

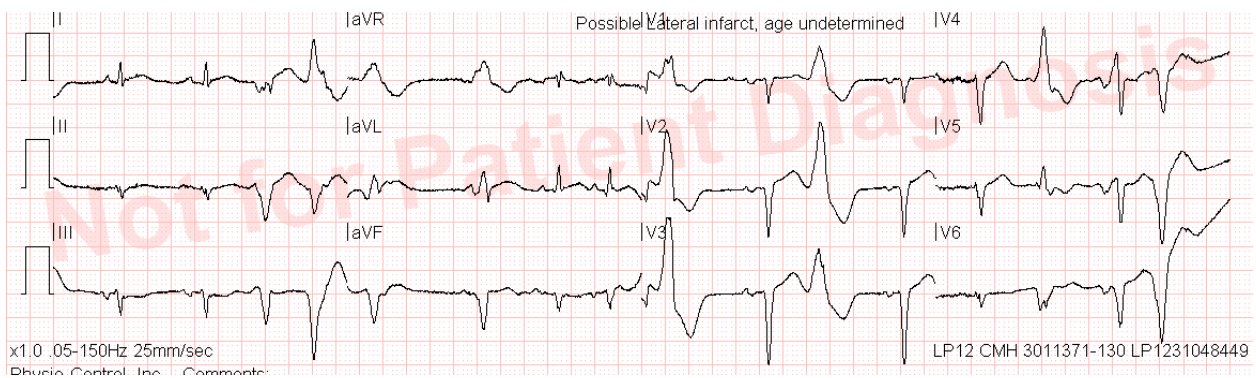
- * Calm and reassure patient. Ensure patient does not exert themselves.
- * **OXYGEN.**
- * Apply cardiac monitor limb leads. Apply quick combo pads anterior/posterior.
- * Monitor capnography and pulseoximetry.
- * Obtain vital signs.

Advanced Life Support

- * Obtain 12-lead EKG.
- * IV/IO **NS.**
- * Treat causes of ectopy: Hypoxia, infarction, or ischemia.

* CONTACT MEDICAL CONTROL.

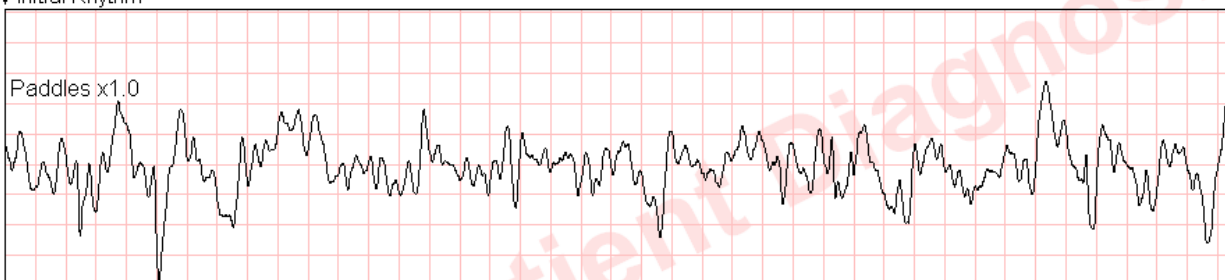
- * Consider **LIDOCAINE.**
- * Consider **AMIODARONE.**



2-140 Ventricular Fibrillation (V-Fib / V-Tach)

| Basic Life Support | Advanced Life Support |
|--|--|
| <ul style="list-style-type: none"> * Confirm pulselessness and apnea. * Attempt to determine down-time, history, and DNR status. * Begin CPR. <ul style="list-style-type: none"> * Push hard and fast at 100/min. * Minimize compression interruptions. * Rotate compressors every 2 minutes at rhythm check. * Establish and maintain airway and ventilate 100% OXYGEN. <ul style="list-style-type: none"> * Establish BLS AIRWAY. * Compressions : Ventilations ratio = 30:2 unless intubated, then 8-10 breaths per min. * Avoid hyperventilation. * Monitor capnography and pulseoximetry. * Apply cardiac monitor quick combo pads and limb leads. | <ul style="list-style-type: none"> * Witnessed arrest: DEFIBRILLATE immediately. Unwitnessed: 2 min of CPR, then DEFIBRILLATE. Immediately do CPR for 2 min after each shock before rhythm or pulse check. <ul style="list-style-type: none"> * <u>ADULT</u>: 360 J. * <u>PEDIATRIC</u>: 2 J/kg. * Consider INTUBATION. * IV/IO NS. <hr/> <ul style="list-style-type: none"> * <u>ADULT</u>: <ul style="list-style-type: none"> * EPINEPHRINE 1:10,000 1 mg IV/IO every 3-5 min. * DEFIBRILLATE 360 J and immediately resume CPR. * LIDOCAINE 1-1.5 mg/kg IV/IO repeat 3-5 min at half dose (max 3 mg/kg). <ul style="list-style-type: none"> + OR AMIODARONE 300 mg IV/IO. Recurrent VF/VT: Additional 150 mg (total max 450 mg). * Torsades de points: Consider MAGNESIUM SULFATE 1-2 g over 15-20 min IV/IO. <hr/> <ul style="list-style-type: none"> * <u>PEDIATRIC</u>: <ul style="list-style-type: none"> * EPINEPHRINE 1:10,000 0.01 mg/kg IV/IO OR 1:1,000 0.1 mg/kg ET every 3-5 min. * DEFIBRILLATE 4 J/kg, add 2 J/kg each shock (max 10 J/kg) and immediately resume CPR. * LIDOCAINE 1-1.5 mg/kg IV/IO repeat 3-5 min at half dose (max 3 mg/kg). <ul style="list-style-type: none"> + OR AMIODARONE 5 mg/kg (max 3 doses) IV/IO. * Torsades de points: Consider MAGNESIUM SULFATE 25-50 mg/kg over 15-20 min IV/IO. <hr/> <ul style="list-style-type: none"> * Consider SODIUM BICARB 1 mEq/kg IV/IO every 10 min (ensure adequate ventilations) * Consider and correct treatable causes. <div style="background-color: black; color: white; padding: 5px;"> <ul style="list-style-type: none"> * <u>ADULT</u>: Contact MEDICAL CONTROL if ETCO₂ <10 for 10 min or no response after 20 min, consider termination of resuscitation. </div> |

▼ Initial Rhythm



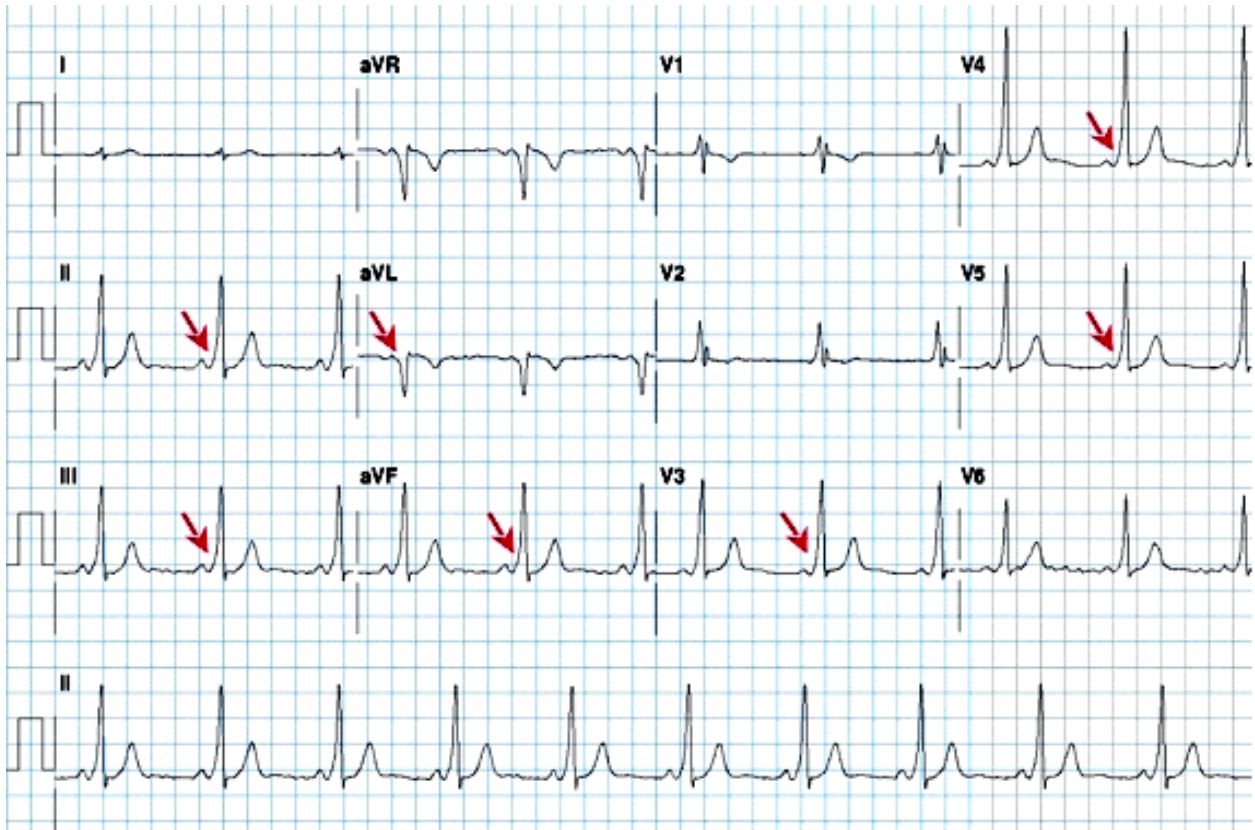
2-150 Wolff-Parkinson-White (WPW)

Basic Life Support

- * Calm and reassure patient. Ensure patient does not exert themselves.
- * **OXYGEN.**
- * Apply cardiac monitor limb leads. Apply quick combo pads anterior/posterior.
- * Monitor capnography and pulseoximetry.
- * Obtain vital signs.

Advanced Life Support

- * Obtain 12-lead EKG.
- * IV/IO **NS.**
- * **PROCAINAMIDE** 20 mg/min. Continue until: arrhythmia subsides, hypotension, QRS widens by >50%, or total dose of 17 mg/kg.
 - * Mix 1 g in 250 ml **D5W** = 4 mg/ml.
 - + 5 ml/min = 20 mg/min = 300 ml/hr.
- * Post conversion: **PROCAINAMIDE** 1-4 mg/min.
 - + 1 ml/min = 4 mg/min = 60 ml/hr.



3-10 Drowning / Near Drowning

Basic Life Support

- * Remove from water.
- * Open and maintain airway.
 - * Be prepared to suction airway.
- * Pulseless: Begin **CPR**.
 - * Push hard and fast at 100/min.
 - * Minimize compression interruptions.
 - * Rotate compressors every 2 minutes at rhythm check or as soon as practical.
- * Establish and maintain airway and ventilate 100% **OXYGEN**.
 - * Establish BLS **AIRWAY**.
 - * Compressions : Ventilations ratio = 30:2 unless intubated, then 8-10 breaths per min.
 - * Avoid hyperventilation.
- * **ADULT**: Consider **CPAP**.
- * Dry and warm patient.
- * Obtain core body temperature.
- * Monitor capnography and pulseoximetry.
- * Apply cardiac monitor limb leads.
- * Obtain vital signs.
- * Attempt to determine down-time, and history.

Advanced Life Support

- * IV/IO warm **NS**.
- * Pulseless: **ADULT**: V-Fib: **DEFIBRILLATE** 360 J once.
 - * Core temp >86 F: **ACLS** per protocol.
 - ✦ Remember, hypothermic patients requires longer intervals between drugs due to slower absorption and metabolism rates.
 - * Core temp <86 F: **CPR** only.
- * Consider **INTUBATION**.
- * Treat cardiac dysrhythmias per specific protocol.
- * Consider **air ambulance** to expedite transport.



3-20 Heat Exhaustion / Heat Stroke

| Basic Life Support | Advanced Life Support |
|---|---|
| <ul style="list-style-type: none"> * Remove from exposure. * Open and maintain airway. * Attempt to determine down-time, and history. * OXYGEN. * Passively cool patient. * Obtain core body temperature. * Monitor capnography and pulseoximetry. * Apply cardiac monitor limb leads. * Obtain vital signs. | <ul style="list-style-type: none"> * IV/IO cool NS or LR. <li style="padding-left: 20px;">* ADULT: 125 ml/hr. <li style="padding-left: 20px;">* PEDIATRIC: 20 ml/kg may repeat once. * Normal mentation: Heat exhaustion. <li style="padding-left: 20px;">* Treat specific complaints per protocol. * Altered mentation: Heat stroke. <li style="padding-left: 20px;">* Rapid cooling is indicated. Attempt to cool to 102 F. * Monitor closely for arrhythmias. Treat per protocol. * Tremors: ATIVAN 2 mg IV/IO. |

NOAA's National Weather Service

Heat Index

Temperature (°F)

| | 80 | 82 | 84 | 86 | 88 | 90 | 92 | 94 | 96 | 98 | 100 | 102 | 104 | 106 | 108 | 110 |
|-----|----|----|-----|-----|-----|-----|-----|-----|-----|-----|-----|-----|-----|-----|-----|-----|
| 40 | 80 | 81 | 83 | 85 | 88 | 91 | 94 | 97 | 101 | 105 | 109 | 114 | 119 | 124 | 130 | 136 |
| 45 | 80 | 82 | 84 | 87 | 89 | 93 | 96 | 100 | 104 | 109 | 114 | 119 | 124 | 130 | 137 | |
| 50 | 81 | 83 | 85 | 88 | 91 | 95 | 99 | 103 | 108 | 113 | 118 | 124 | 131 | 137 | | |
| 55 | 81 | 84 | 86 | 89 | 93 | 97 | 101 | 106 | 112 | 117 | 124 | 130 | 137 | | | |
| 60 | 82 | 84 | 88 | 91 | 95 | 100 | 105 | 110 | 116 | 123 | 129 | 137 | | | | |
| 65 | 82 | 85 | 89 | 93 | 98 | 103 | 108 | 114 | 121 | 128 | 136 | | | | | |
| 70 | 83 | 86 | 90 | 95 | 100 | 105 | 112 | 119 | 126 | 134 | | | | | | |
| 75 | 84 | 88 | 92 | 97 | 103 | 109 | 116 | 124 | 132 | | | | | | | |
| 80 | 84 | 89 | 94 | 100 | 106 | 113 | 121 | 129 | | | | | | | | |
| 85 | 85 | 90 | 96 | 102 | 110 | 117 | 126 | 135 | | | | | | | | |
| 90 | 86 | 91 | 98 | 105 | 113 | 122 | 131 | | | | | | | | | |
| 95 | 86 | 93 | 100 | 108 | 117 | 127 | | | | | | | | | | |
| 100 | 87 | 95 | 103 | 112 | 121 | 132 | | | | | | | | | | |

Likelihood of Heat Disorders with Prolonged Exposure or Strenuous Activity

Caution
 Extreme Caution
 Danger
 Extreme Danger



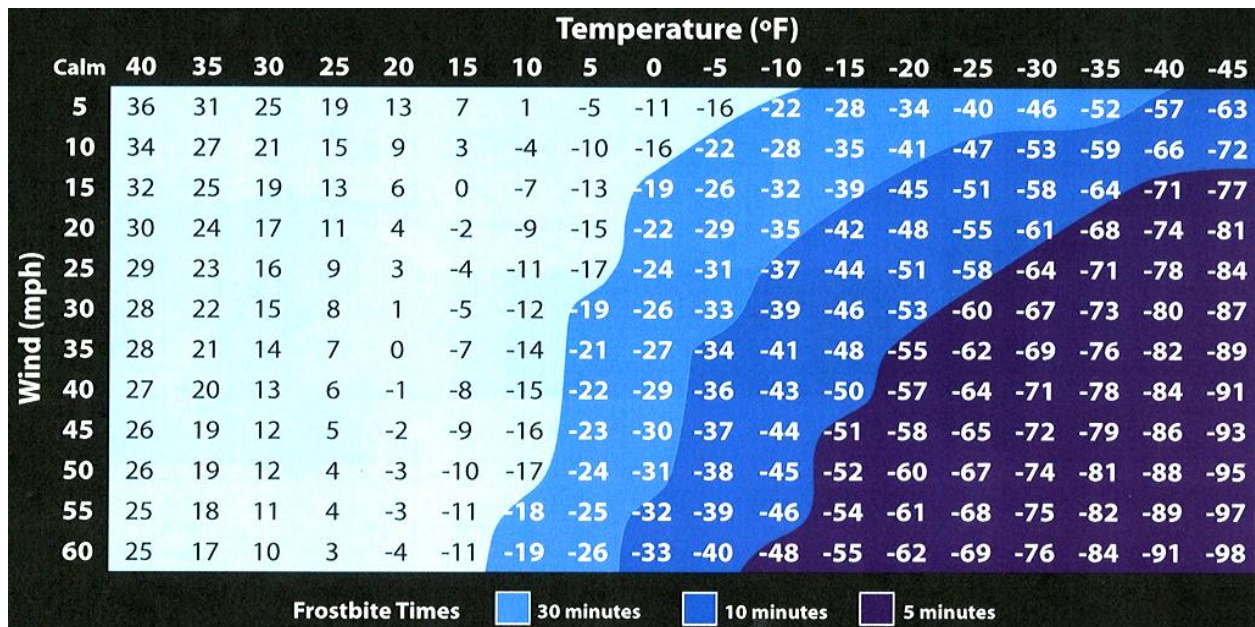
3-30 Hypothermia / Frostbite

Basic Life Support

- * Remove from exposure.
- * Open and maintain airway.
 - * Be prepared to suction airway.
- * Pulseless: Begin **CPR**.
 - * Push hard and fast at 100/min.
 - * Minimize compression interruptions.
 - * Rotate compressors every 2 minutes at rhythm check or as soon as practical.
- * Establish and maintain airway and ventilate 100% **OXYGEN**.
 - * Establish BLS **AIRWAY**.
 - * Compressions : Ventilations ratio = 30:2 unless intubated, then 8-10 breaths per min.
 - * Avoid hyperventilation.
- * **Dry** and **warm** patient.
- * Remove constricting or wet clothing and jewelry.
- * Cover affected tissue with loose, dry, sterile dressing.
- * Obtain core body temperature.
- * Monitor capnography and pulseoximetry.
- * Apply cardiac monitor limb leads.
- * Obtain vital signs.
- * Attempt to determine down-time, and history.

Advanced Life Support

- * IV/IO warm **NS**.
 - * Consider **INTUBATION**.
-
- * **ADULT:**
 - * Consider **FENTANYL** 50-100 mcg every 5-20 min (max 300 mcg) IV/IO/IN.
 - + **OR MORPHINE** 2-5 mg (max 10 mg). Maintain SBP >100 IV/IO.
 - * Nausea/Vomiting: Consider **ZOFRAN** 4 mg IV/IM/IN (max 8 mg).
 - + **OR PHENERGAN** 12.5-25 mg IM or IV/IO infused in **NS** over 15-30 min.
-
- * **PEDIATRIC:**
 - * Consider **FENTANYL** 2-3 mcg/kg (max 150 mcg) IV/IO/IN.
 - + **OR MORPHINE** 0.1-0.2 mg/kg IV/IO.



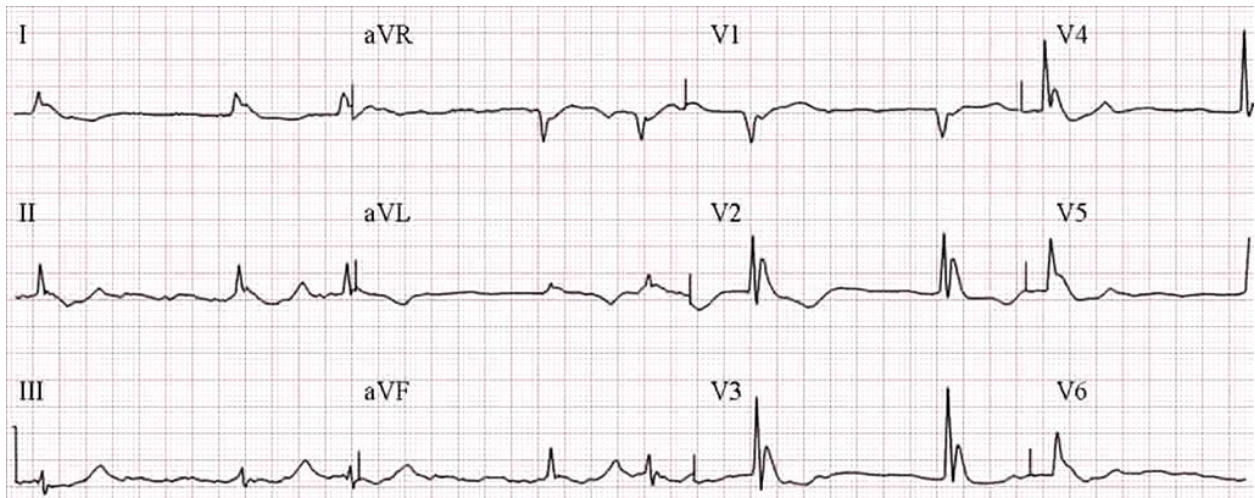
3-40 Hypothermic Cardiac Arrest

Basic Life Support

- * Remove from exposure.
- * Open and maintain airway.
- * Pulseless: Begin **CPR**.
 - * Push hard and fast at 100/min.
 - * Minimize compression interruptions.
 - * Rotate compressors every 2 minutes at rhythm check or as soon as practical.
- * Establish and maintain airway and ventilate 100% **OXYGEN**.
 - * Establish BLS **AIRWAY**.
 - * Compressions : Ventilations ratio = 30:2 unless intubated, then 8-10 breaths per min.
 - * Avoid hyperventilation.
- * **Dry** patient.
- * **Warm** patient with blankets and warming packs in arm pits and groin.
- * Obtain core body temperature.
- * Monitor capnography and pulseoximetry.
- * Apply cardiac monitor quick combo pads and limb leads.
- * Obtain vital signs.
- * Attempt to determine down-time, and history.

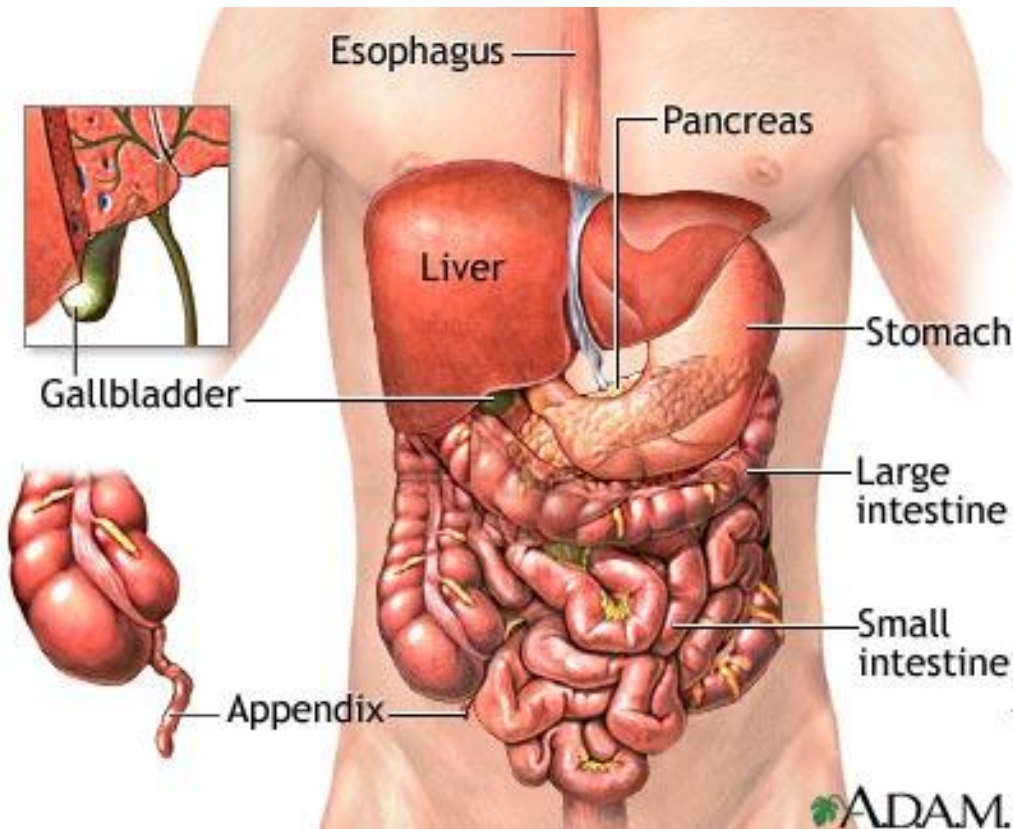
Advanced Life Support

- * V-Fib: **DEFIBRILLATE** once.
 - * **ADULT**: 360 J.
 - * **PEDIATRIC**: 2 J/kg.
- * Consider **INTUBATION**.
- * IV/IO **warm NS**.
- * Core temp >86 F: **ACLS** per protocol.
 - * Remember, hypothermic patients requires longer intervals between drugs due to slower absorption and metabolism rates.
- * Core temp <86 F: **CPR** only.
- * Do not delay transport for rewarming.
- * Rapid transport to hospital.



4-10 Abdominal Pain / Nausea

| Basic Life Support | Advanced Life Support |
|---|--|
| <ul style="list-style-type: none"> * OXYGEN. * Obtain vital signs. * Monitor pulseoximetry. * Apply cardiac monitor limb leads. * Identify possible causes. | <ul style="list-style-type: none"> * IV/IO NS. <hr/> <ul style="list-style-type: none"> * <u>ADULT:</u> <ul style="list-style-type: none"> * Nausea/Vomiting: Consider ZOFRAN 4 mg IV/IM/IO/IN. <ul style="list-style-type: none"> + OR PHENERGAN 12.5-25 mg IM or IV/IO infused in NS over 15-30 min. * Consider FENTANYL 50-100 mcg (max 300 mcg) IV/IO/IN. <ul style="list-style-type: none"> + OR MORPHINE 2-5 mg (max 10 mg) IV/IO. Maintain SBP >100. <hr/> <ul style="list-style-type: none"> * <u>PEDIATRIC:</u> <ul style="list-style-type: none"> * Nausea/Vomiting (>2 yrs & <27 kg): Consider ZOFRAN 0.15 mg IV/IM/IO/IN. <ul style="list-style-type: none"> + OR PHENERGAN 0.25-1 mg/kg IM or IV/IO infused in NS over 15-30 min (max 25 mg). * Consider FENTANYL 2-3 mcg/kg (max 150 mcg) IV/IO/IN. <ul style="list-style-type: none"> + OR MORPHINE 0.1-0.2 mg/kg IV/IO. <div style="background-color: black; color: white; padding: 5px;"> <ul style="list-style-type: none"> * Anxiety: Contact MEDICAL CONTROL for: <ul style="list-style-type: none"> + Consider: VERSED IV/IO/IN. <ul style="list-style-type: none"> * Over 12 yrs: Same as adult. * Between 6 yrs and 12 yrs: 0.05 mg/kg. * Under 6 yrs: 0.05-0.1 mg/kg. + Consider: ATIVAN 0.05 mg/kg (max 2 mg) IV/IO. </div> |



4-20 Anaphylaxis / Allergic Reaction

| Basic Life Support | Advanced Life Support |
|---|--|
| <ul style="list-style-type: none">* Remove allergen.* Obtain vital signs.* OXYGEN.* Monitor pulseoximetry and capnography.* Apply cardiac monitor limb leads.* If paramedic unavailable and difficulty breathing, trouble swallowing, or hypotensive:<ul style="list-style-type: none">* EPINEPHRINE AUTO-INJECTOR.+ ALS unit should be en route.* Identify possible causes. | <ul style="list-style-type: none">* IV/IO NS.<hr/>* <u>ADULT:</u><ul style="list-style-type: none">* Uncompensated shock: EPINEPHRINE 1:10,000 0.3 mg IV/IO. Repeat every 15 min as needed.<ul style="list-style-type: none">+ OR EPINEPHRINE 1:1,000 0.3-0.5 mg IM/SQ.* BENADRYL 25-50 mg IV/IO/IM.* SOLU-MEDROL 125 mg IV/IO.* Wheezing or obstructed ETCO₂ waveform: Consider DUONEB nebulized (max 1 dose).<ul style="list-style-type: none">* 0.5 mg IPRATROPIUM + 1.5mg ALBUTEROL.+ Consider ALBUTEROL 2.5 mg nebulized.+ Consider XOPENEX 0.63-1.25 mg nebulized.<hr/>* <u>PEDIATRIC:</u><ul style="list-style-type: none">* EPINEPHRINE 1:1,000 0.01 mg/kg IM/SQ (max 0.3 mg) repeat every 15 min as needed.* BENADRYL 1.25 mg/kg IV/IO/IM (max 50 mg).* SOLU-MEDROL 1-2 mg/kg IV/IO (max 125 mg).* Wheezing or obstructed ETCO₂ waveform: Consider DUONEB nebulized (max 1 dose). 0.25 mg IPRATROPIUM + 1.5mg ALBUTEROL.<ul style="list-style-type: none">+ Consider ALBUTEROL 2.5 mg nebulized.+ >6 yr old: Consider XOPENEX 0.31-0.63 mg nebulized. |



4-30 Asthma

| Basic Life Support | Advanced Life Support |
|---|---|
| <ul style="list-style-type: none">* OXYGEN.* Monitor pulseoximetry and capnography.* Apply cardiac monitor limb leads.* Obtain vital signs. | <ul style="list-style-type: none">* IV/IO NS.* <u>ADULT:</u><ul style="list-style-type: none">* Consider DUONEB.<ul style="list-style-type: none">+ 0.5 mg IPRATROPIUM + 2.5 mg ALBUTEROL nebulized (max 1 dose).* ALBUTEROL 2.5 mg in NS 3ml nebulized.* HR >100: Consider XOPENEX 0.63-1.25 mg nebulized.* SOLU-MEDROL 125 mg IV/IO.* Decompensating: Consider DECADRON 12 mg via nebulizer (max 1 dose).* Consider EPINEPHRINE 1:1,000 0.3-0.5 mg IM/SQ. Caution when >55 yr old with cardiac history.* Contact MEDICAL CONTROL for: Consider MAGNESIUM SULFATE 1-2 g IV/IO over 15-20 min.* Consider trial of CPAP with nebulizer.* <u>PEDIATRIC:</u><ul style="list-style-type: none">* Consider DUONEB.<ul style="list-style-type: none">+ 0.25 mg IPRATROPIUM + 2.5 mg ALBUTEROL nebulized (max 1 dose).* ALBUTEROL 2.5mg in NS 3 ml nebulized.* >6 yr old: Consider XOPENEX 0.31-0.63 mg nebulized.* CONTACT MEDICAL CONTROL:<ul style="list-style-type: none">+ Consider SOLU-MEDROL 1-2 mg/kg IV/IO.+ Consider MAGNESIUM SULFATE 25-50 mg/kg IV/IO in D5W over 15-20 min.* Consider INTUBATION only as a last resort. |



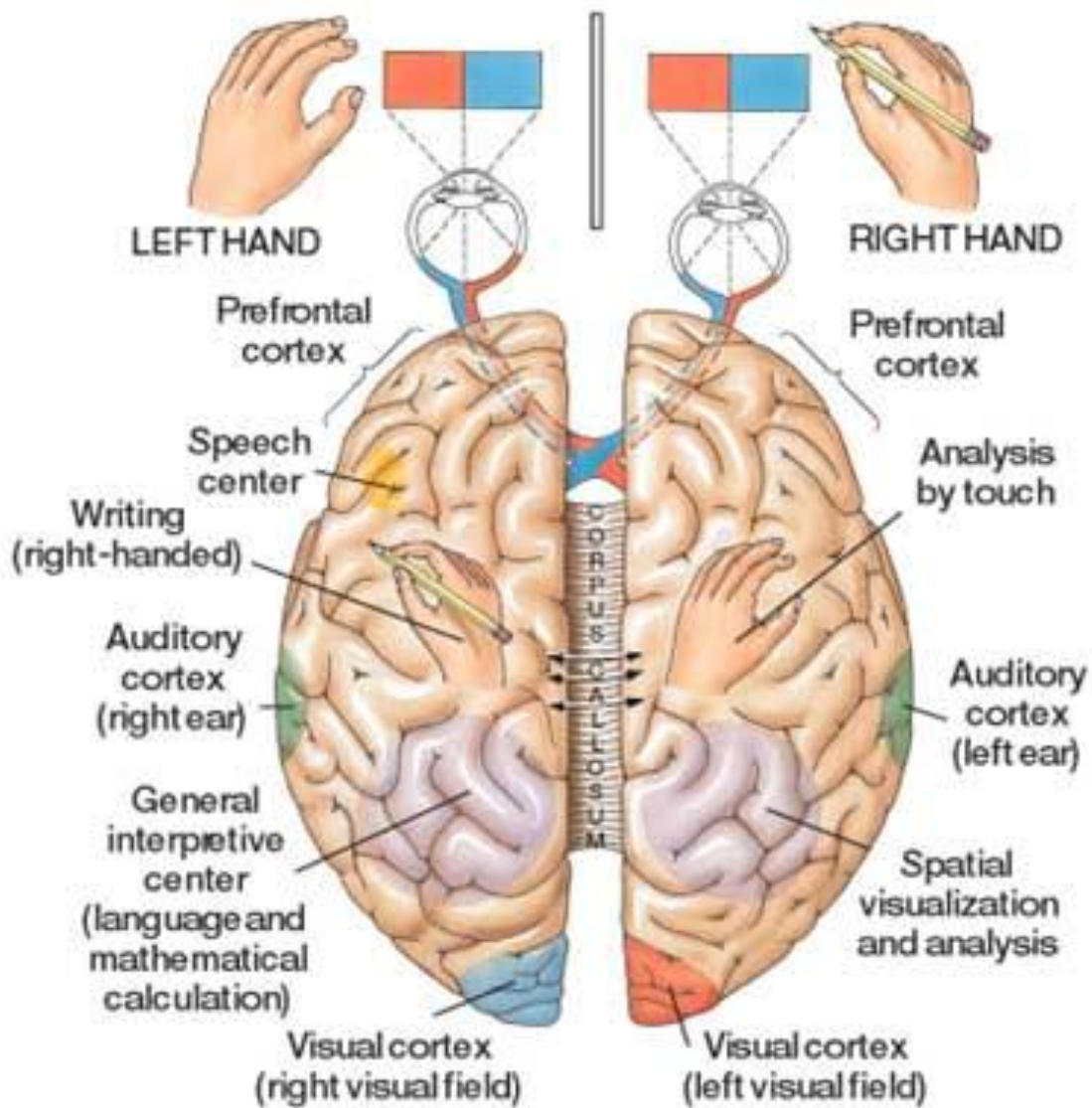
4-40 Behavioral / Psychiatric

| Basic Life Support | Advanced Life Support |
|--|---|
| <ul style="list-style-type: none">* Ensure scene safety and consider law enforcement for physical restraint if necessary.* Verbal de-escalation. Stay calm and calm the patient.* Identify possible causes. Obtain history of current event, crisis, toxic exposure, drugs, ETOH, suicidal, or homicidal.* Consider performing glucose check.* ALOC: Treat per appropriate protocol. | <ul style="list-style-type: none">* Mild (responds to verbal de-escalation): Contact MEDICAL CONTROL for:<ul style="list-style-type: none">* ADULT<ul style="list-style-type: none">+ Anxiety:<ul style="list-style-type: none">✗ Consider VERSED 2.5 mg IV/IO/IM.✗ Consider ATIVAN 2 mg IV/IO.+ Agitation: Consider HALDOL 2-5 mg IV/IM.* PEDIATRIC: Anxiety:<ul style="list-style-type: none">+ Consider: VERSED 0.1 mg/kg IV/IO/PR.+ Consider: ATIVAN 0.05 mg/kg (max 2 mg) IV/IO.* Transport in position of comfort. <hr/> <ul style="list-style-type: none">* Moderate to severe (requires restraint for crew/patient safety):<ul style="list-style-type: none">* ADULT:<ul style="list-style-type: none">+ Four-point soft restraints. See restraint policy.+ HALDOL 5 mg IV/IM.+ Consider VERSED 2-4 mg IV/IM.+ Consider ATIVAN 2 mg IV/IO.+ Consider BENADRYL 50 mg IV/IM.* PEDIATRIC: Anxiety:<ul style="list-style-type: none">+ Consider: VERSED IV/IO/IN.<ul style="list-style-type: none">✗ Over 12 yrs: Same as adult.✗ Between 6 yrs and 12 yrs: 0.05 mg/kg.✗ Under 6 yrs: 0.05-0.1 mg/kg.+ Consider: ATIVAN 0.05 mg/kg (max 2mg) IV/IO.+ CONTACT MEDICAL CONTROL.+ Transport in position of safety. <hr/> <ul style="list-style-type: none">* If HALDOL given: Obtain 12-lead EKG. Assess QT. |



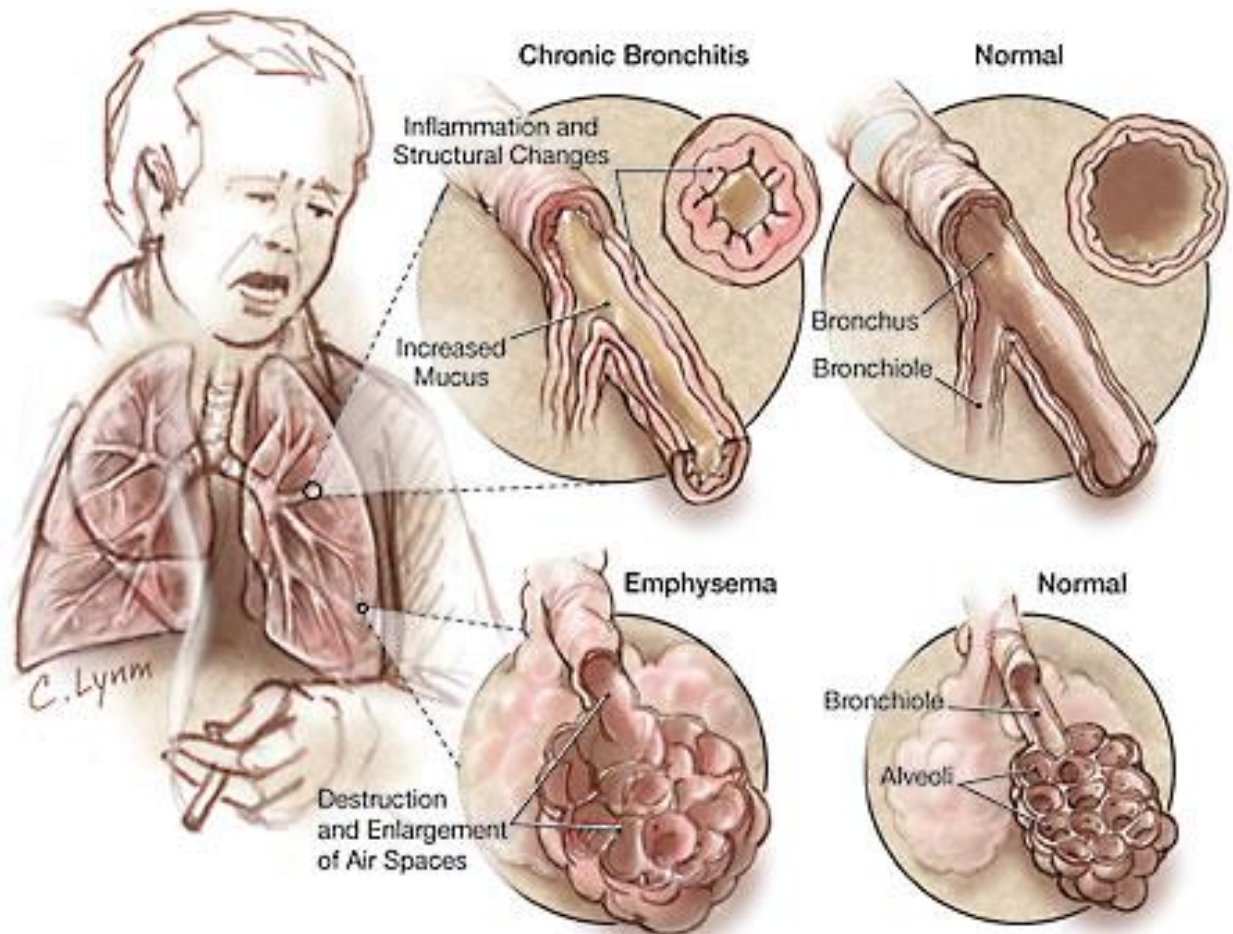
4-50 CerebroVascular Accident (CVA) / Stroke

| Basic Life Support | Advanced Life Support |
|--|--|
| <ul style="list-style-type: none"> * OXYGEN. * Monitor pulseoximetry. * Apply cardiac monitor limb leads. * Obtain vital signs. * Perform glucose check. <ul style="list-style-type: none"> * Glucose <70 mg/dl: Follow hypoglycemia protocol. * Elevate head of cot. | <ul style="list-style-type: none"> * IV/IO NS. <ul style="list-style-type: none"> * Draw blood samples. * Complete Cincinnati Stroke Scale (facial droop, arm drift, speech). * Obtain 12-lead EKG. * Consider air ambulance to expedite transport. Stroke patients shall be transported to the closest appropriate stroke center. * List of Stroke Centers is pending from MO BEMS. <ul style="list-style-type: none"> ✦ If taking pt to Mercy-Springfield by ground, weigh pt and cot upon entry to ER and weigh empty cot after transfer. Report pt net weight to receiving RN. |



4-60 Chronic Obstructive Pulmonary Disease (COPD)

| Basic Life Support | Advanced Life Support |
|---|---|
| <ul style="list-style-type: none"> * OXYGEN. * Monitor pulseoximetry and capnography. * <u>ADULT</u>: Consider CPAP. * Apply cardiac monitor limb leads. * Obtain vital signs. | <ul style="list-style-type: none"> * Assess the need to intubate. * IV/IO NS. * Consider 12-lead EKG. <hr/> <ul style="list-style-type: none"> * <u>ADULT</u>: <ul style="list-style-type: none"> * Consider DUONEB nebulized (max 1 dose). <ul style="list-style-type: none"> + 0.5 mg IPRATROPIUM + 2.5 mg ALBUTEROL. * Consider ALBUTEROL 2.5 mg in NS 3 ml nebulized. Repeat continuously as needed. * Consider XOPENEX 0.63-1.25 mg nebulized. * SOLU-MEDROL 125 mg IV/IO. <div style="background-color: black; color: white; padding: 5px;"> <ul style="list-style-type: none"> * Contact MEDICAL CONTROL for: Consider MAGNESIUM SULFATE 1-2 g IV/IO over 15-20 min. </div> |



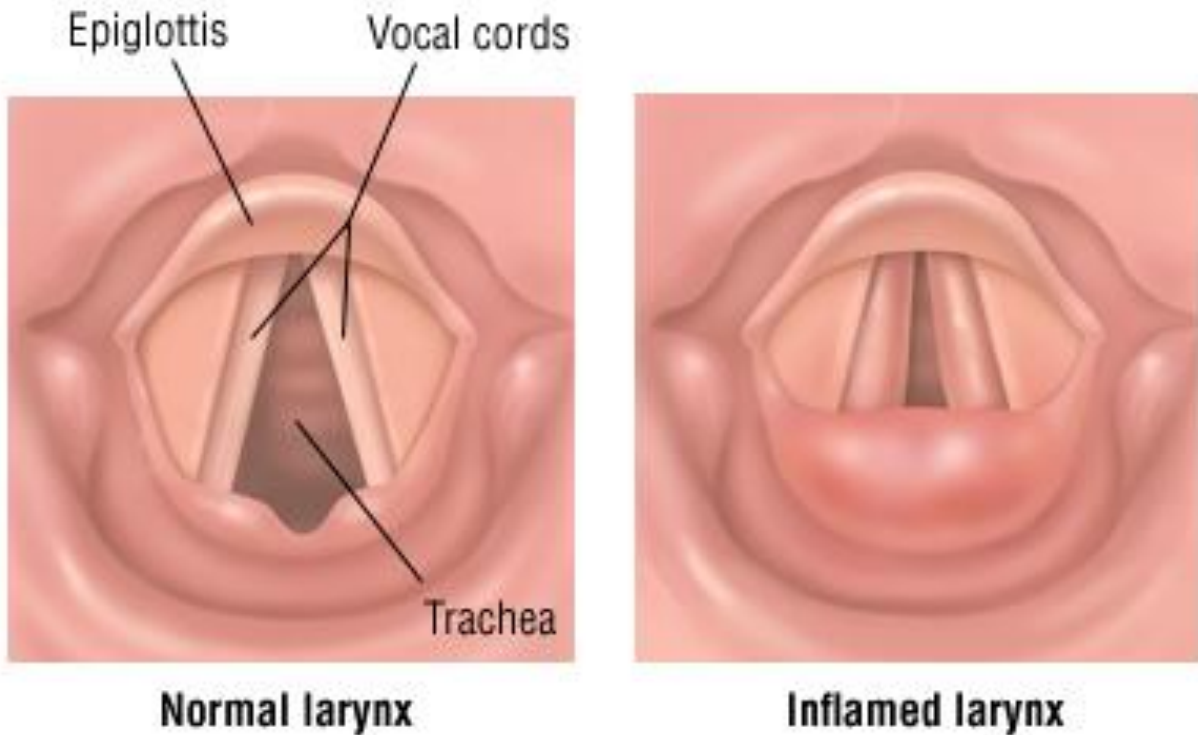
4-70 Congestive Heart Failure (CHF)

| Basic Life Support | Advanced Life Support |
|--|---|
| <ul style="list-style-type: none">* OXYGEN.* Monitor pulseoximetry and capnography.* Apply cardiac monitor limb leads.* Obtain vital signs.* <u>ADULT</u>: Consider CPAP.* Elevate head of cot. | <ul style="list-style-type: none">* Assess the need to intubate.* IV/IO SALINE LOCK.* Obtain 12-lead EKG.<ul style="list-style-type: none">* Consider 15-lead EKG. <hr/> <ul style="list-style-type: none">* <u>ADULT</u>:<ul style="list-style-type: none">* SBP>100: NITROGLYCERIN 0.4 mg SL every 5 min until no dyspnea or SBP <90.* NITROGLYCERIN 50 mcg/min titrate to SBP >100 and pain.* SBP <100: DOPAMINE 5-15 mcg/kg/min.* LASIX 40 mg IV/IO/IM.<ul style="list-style-type: none">+ Patient currently on diuretics: LASIX double prescribed dose.* Wheezing or obstructed ETCO2 waveform: Consider DUONEB.<ul style="list-style-type: none">* 0.5 mg IPRATROPIUM + 2.5 mg ALBUTEROL nebulized (max 1 dose).<ul style="list-style-type: none">+ Consider ALBUTEROL 2.5 mg in NS 3 ml nebulized.+ Consider XOPENEX 0.63-1.25 mg nebulized.* <u>PEDIATRIC</u>:<ul style="list-style-type: none">* LASIX 1-2 mg/kg IV/IO/IM (max 40 mg).* Wheezing or obstructed ETCO2 waveform: Consider DUONEB.<ul style="list-style-type: none">* 0.25 mg IPRATROPIUM + 2.5 mg ALBUTEROL nebulized (max 1 dose).<ul style="list-style-type: none">+ Consider ALBUTEROL 2.5 mg in NS 3 ml nebulized.+ >6 yr old: Consider XOPENEX 0.31-0.63 mg nebulized. |



4-80 Croup


| Basic Life Support | Advanced Life Support |
|---|---|
| <ul style="list-style-type: none">* OXYGEN.* Monitor pulseoximetry and capnography.* Apply cardiac monitor limb leads.* Obtain vital signs. | <ul style="list-style-type: none">* DECADRON 0.6 mg/kg nebulized (max 20 mg).* Consider RACEMIC EPINEPHRINE 0.5 ml with 3 ml NS via nebulizer.<ul style="list-style-type: none">* In the absence of Racemic Epinephrine, EPINEPHRINE 1:1,000 may be used 0.5 ml/kg (max 5 ml) nebulized. |



4-90 Emergency Childbirth

| Basic Life Support | Advanced Life Support |
|--|---|
| <ul style="list-style-type: none"> * OXYGEN. * Inspect for active bleeding / crowning. Determine amount of blood loss. * Monitor pulseoximetry. * Targeted Pre-Ductal SpO2 After Birth: <ul style="list-style-type: none"> * 1 min = 60-65% * 2 min = 65-70% * 3 min = 70-75% * 4 min = 75-80% * 5 min = 80-85% * 10 min = 85-95% * Apply cardiac monitor limb leads. * Obtain vital signs. * Orthostatic vital signs. * Crowning: Deliver infant. <ul style="list-style-type: none"> * Suction airway and assess APGAR at 1 min and 5 min. | <ul style="list-style-type: none"> * IV/IO NS titrated to BP. * Treat any problems per appropriate protocol. |

APGAR SCORING SYSTEM

| | 0 Points | 1 Point | 2 Points | Points totaled |
|-------------------------------|------------|-----------------------------|--|---|
| Activity (muscle tone) | Absent | Arms and legs flexed | Active movement |  |
| Pulse | Absent | Below 100 bpm | Over 100 bpm | |
| Grimace (reflex irritability) | Flaccid | Some flexion of Extremities | Active motion (sneeze, cough, pull away) | |
| Appearance (skin color) | Blue, pale | Body pink, Extremities blue | Completely pink | |
| Respiration | Absent | Slow, irregular | Vigorous cry | |
| | | | | Severely depressed 0-3 |
| | | | | Moderately depressed 4-6 |
| | | | | Excellent condition 7-10 |



4-100 Fever

| Basic Life Support | Advanced Life Support |
|--|--|
| <ul style="list-style-type: none">* OXYGEN.* Remove excess clothing / blankets.* Monitor pulseoximetry and capnography.* Apply cardiac monitor limb leads.* Obtain vital signs. | <ul style="list-style-type: none">* IV/IO NS with blood draw.* Fever >102 F: Begin cooling.* <u>PEDIATRIC:</u><ul style="list-style-type: none">+ Acetaminophen NOT given within 4hrs: ACETAMINOPHEN ELIXIR 15 mg/kg PO.+ Acetaminophen given within 4 hrs: IBUPROFEN ELIXIR 10 mg/kg PO. |



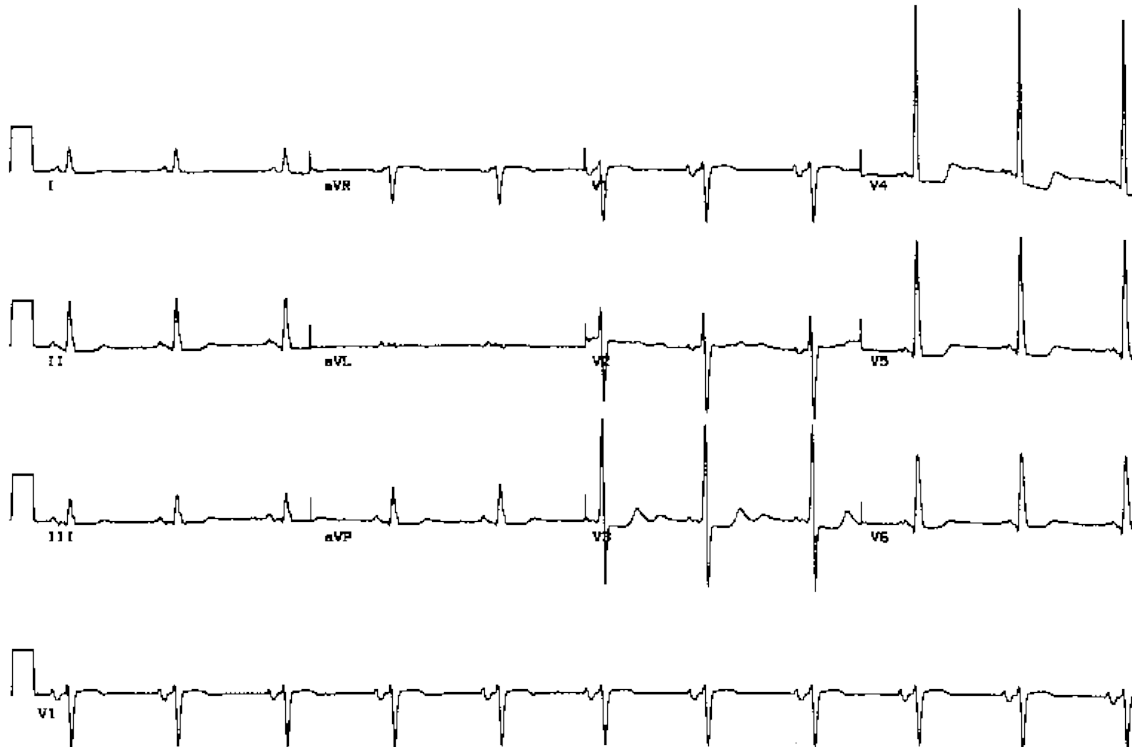
4-110 Hypertensive Crisis

Basic Life Support

- * Calm and reassure the patient.
- * Identify possible causes.
- * **OXYGEN.**
- * Monitor pulseoximetry.
- * Apply cardiac monitor limb leads.
- * Obtain vital signs.
- * Dim lights in ambulance, avoid loud noises and rough transport.
- * Transport with head slightly elevated.
- * Pregnant:
 - * Inspect for active bleeding / crowning. Determine amount of blood loss.
 - * Consider transport in left lateral recumbent position to reduce risk of Vena Cava compression.

Advanced Life Support

- * IV/IO NS.
- * Diastolic >115 with nausea, ALOC, blurred vision, headache, or chest pain: Contact **MEDICAL CONTROL** for:
 - * **ADULT:**
 - + Consider **LABETALOL** 20 mg over 2 min IV/IO.
 - + Consider **HYDRALAZINE** 10-20 mg IV/IO/IM.
 - + Consider **NITROGLYCERIN** sublingual.
 - + Consider **NITROGLYCERIN** drip IV/IO.
 - * **PEDIATRIC:**
 - + Consider **LABETALOL** 0.4-1 mg/kg/hr IV/IO.
 - + Consider **HYDRALAZINE** 0.1-0.2 mg/kg (max 20 mg) IV/IO/IM.
- * Pregnant:
 - * Actively seizing: **MAGNESIUM SULFATE** 4 g IM/IV/IO (IV/IO over 5 min) and see seizure protocol.
 - * Contact **MEDICAL CONTROL** for:
 - + Consider **MAGNESIUM SULFATE** 4-6 g IV/IO over 20 min or 2 g/hr.
 - + Consider **LABETALOL** 20 mg IV/IO over 2 min.
 - + Consider **HYDRALAZINE** 10-20 mg IV/IO/IM.



4-120 Hypoglycemia

| Basic Life Support | Advanced Life Support |
|---|---|
| <ul style="list-style-type: none">* Identify possible causes.* OXYGEN.* Monitor pulseoximetry.* Consider cardiac monitor limb leads.* Obtain vital signs.* Perform glucose check.<ul style="list-style-type: none">* Glucose <70 mg/dl: Conscious and able to swallow: ORAL GLUCOSE 15 g PO (entire tube).* Have patient eat after treatment. | <ul style="list-style-type: none">* Glucose <40 mg/dl, unconscious, and/or unable to swallow: ALS patient.* IV/IO NS.<ul style="list-style-type: none">* Draw blood samples.<hr/>* ADULT: Glucose <70 mg/dl:<ul style="list-style-type: none">* THIAMINE 100 mg IM.<ul style="list-style-type: none">+ If given IV, infuse in NS over 30 min.* DEXTROSE (D50W, D25W, or D10W) 25 g IV.* If unable to obtain IV: GLUCAGON 1 mg IM/SQ.<hr/>* PEDIATRIC: Glucose <40 mg/dl:<ul style="list-style-type: none">* DEXTROSE (D25W) 0.5-1 g/kg IV/IO (repeat as needed).<ul style="list-style-type: none">+ 5 ml D50W + 5 ml NS = 2.5 g D25W.* If unable to obtain IV: GLUCAGON 0.5 mg IM/SQ.* NEONATE: DEXTROSE (D10W) 0.5-1 g/kg IV/IO (repeat as needed).<ul style="list-style-type: none">+ 2 ml D50W + 8 ml NS = 1 g D10W.<hr/>* Contact MEDICAL CONTROL prior to PRC if:<ul style="list-style-type: none">* Oral hypoglycemic in patient med list.* Long acting insulin in patient med list.* Treated with GLUCAGON.* IO inserted (should not be PRC'd). |



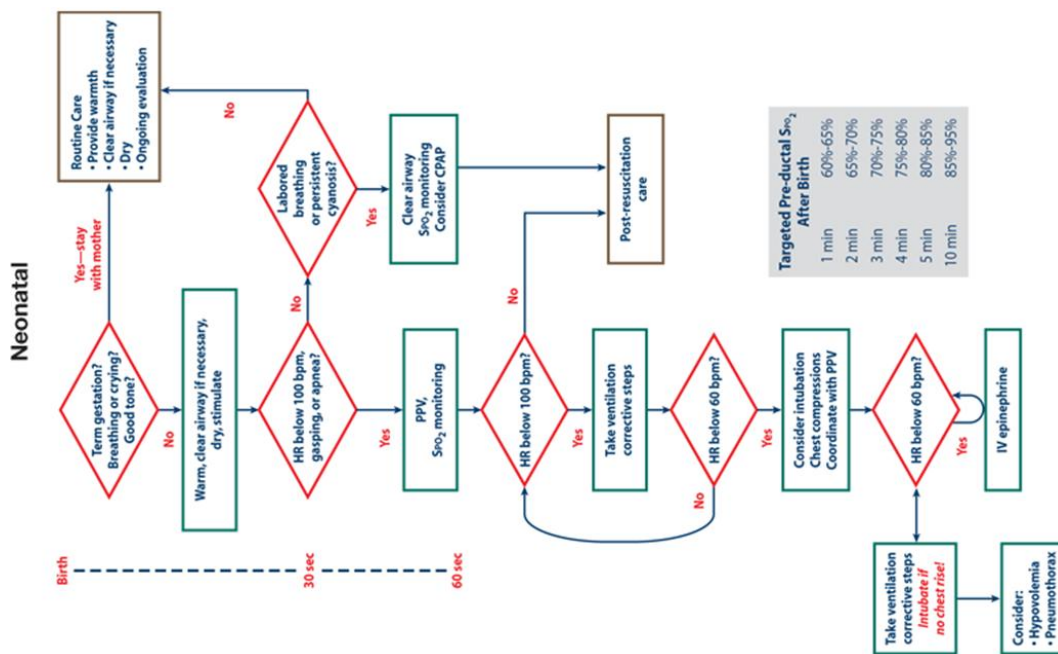
4-130 Neonatal Resuscitation

Basic Life Support

- * Confirm ABCs.
- * Establish and maintain airway.
- * Suction thoroughly.
- * **OXYGEN.**
- * Apply cardiac monitor limb leads.
- * Monitor pulseoximetry and capnography.
- * Targeted Pre-Ductal SpO₂ After Birth:
 - * 1 min = 60-65%
 - * 2 min = 65-70%
 - * 3 min = 70-75%
 - * 4 min = 75-80%
 - * 5 min = 80-85%
 - * 10 min = 85-95%
- * Maintain warmth of infant.
- * Check glucose. If <40, treat according to protocol.

Advanced Life Support

- * Meconium present: **Laryngoscopy** and **suction** trachea with ET tube.
- * No meconium present: **Suction** mouth then nose with Meconium Aspirator or bulb syringe.
- * Position on back.
- * Open airway.
- * **Stimulate.** Dry with clean towel.
- * No vigorous response: **Intubate.**
 - * Meconium: Prolonged positive pressure **ventilation** at 40-60/min.
- * HR <60: Chest **compressions** at 120/min. Ratio is 3:1.
- * HR remains <80 despite BVM and chest compressions:
 - * **EPINEPHRINE 1:10,000** 0.01-0.03 mg/kg IV/IO.
 - ‡ **OR EPINEPHRINE 1:10,000** 0.05-0.1 mg/kg ET.
- * No response:
 - ‡ **EPINEPHRINE 1:1,000** 0.05-0.1 mg/kg ET.
 - ‡ Consider **NARCAN** 0.1 mg/kg IV/IO/IN/IM/SQ/ET.



4-140 Poisoning / Overdose

| Basic Life Support | Advanced Life Support |
|---|--|
| <ul style="list-style-type: none">* Identify possible causes.* Identify substance.* OXYGEN.* Monitor pulseoximetry and capnography.* Apply cardiac monitor limb leads.* Obtain vital signs.* Perform glucose check.<ul style="list-style-type: none">* Glucose <70 mg/dl: Follow hypoglycemia protocol. | <ul style="list-style-type: none">* IV/IO NS. Draw blood samples.* Consider INTUBATION. Consider GASTRIC TUBE. |
| | <ul style="list-style-type: none">* Beta-blocker overdose:<ul style="list-style-type: none">* Refer to bradycardia, PEA, etc. protocol as indicated.* Contact MEDICAL CONTROL for GLUCAGON:<ul style="list-style-type: none">+ <u>ADULT</u>: 2-5 mg IV/IO. Repeat at 10 mg if bradycardia and hypotension recur.+ <u>PEDIATRIC</u>: 0.5 mg IV/IO. |
| | <ul style="list-style-type: none">* Calcium channel blocker overdose:<ul style="list-style-type: none">* Contact MEDICAL CONTROL for CALCIUM CHLORIDE. |
| | <ul style="list-style-type: none">* Cyanide poisoning (structure/vehicle fire smoke inhalation with altered mental status):<ul style="list-style-type: none">* DECONTAMINATE with water.* CYANOKIT:<ul style="list-style-type: none">+ <u>ADULT</u>: 5 g IV/IO over 15 min.+ <u>PEDIATRIC</u>: 70 mg/kg IV/IO over 15 min. |
| | <ul style="list-style-type: none">* Narcotic overdose:<ul style="list-style-type: none">* <u>ADULT</u>: NARCAN 2 mg given at 0.4 mg increments to maintain airway and ETCO₂ IV/IO/IN/IM/SQ.<ul style="list-style-type: none">+ OR NARCAN 2 mg in 3 ml NS ET.* <u>PEDIATRIC</u>: NARCAN 0.1 mg/kg IV/IO/IN/IM/SQ/ET (max 2 mg).* Organophosphate poisoning:<ul style="list-style-type: none">* DECONTAMINATE with water.* <u>ADULT</u>: ATROPINE 1-2+ mg IV/IO. If intubation needed: 6 mg IV/IO.* <u>PEDIATRIC</u>: ATROPINE 0.02-0.05 mg/kg IV/IO.* If seizing, see Seizure protocol (VALIUM preferred).* CONTACT POISON CONTROL: 800-268-4195.* CONTACT MEDICAL CONTROL.<ul style="list-style-type: none">* If patient can protect their airway: Consider ACTIVATED CHARCOAL 0.5-1 g/kg PO. |



4-150 Post Partum Hemorrhage

| | |
|---|---|
| <p>Basic Life Support</p> <ul style="list-style-type: none">* OXYGEN.* Inspect for active bleeding / crowning. Determine amount of blood loss.* Monitor pulseoximetry.* Apply cardiac monitor limb leads.* Obtain vital signs.* Orthostatic vital signs.* Treat for shock.* Massage the fundus.* Put the baby to nurse. | <p>Advanced Life Support</p> <ul style="list-style-type: none">* IV/IO NS. Rapidly infuse IV/IO fluids.* Contact MEDICAL CONTROL for: Consider OXYTOCIN 10-20 u in 1000 ml NS run wide open. |
|---|---|



4-160 Pre-Term Labor

| Basic Life Support | Advanced Life Support |
|---|---|
| <ul style="list-style-type: none">* OXYGEN.* Inspect for active bleeding / crowning. Determine amount of blood loss.* Monitor pulseoximetry.* Apply cardiac monitor limb leads.* Obtain vital signs.* Orthostatic vital signs.* Consider transport in left lateral recumbent position to reduce risk of Vena Cava compression. | <ul style="list-style-type: none">* IV/IO NS.* NS 500-1000 ml bolus. |



4-170 Seizures

| Basic Life Support | Advanced Life Support |
|---|--|
| <ul style="list-style-type: none">* Identify possible causes.* Clear area to decrease chance of injury.* OXYGEN.* Monitor pulseoximetry and capnography.* Apply cardiac monitor limb leads.* Obtain vital signs.* Perform glucose check.<ul style="list-style-type: none">* Glucose <70 mg/dl: Follow hypoglycemia protocol. | <ul style="list-style-type: none">* IV/IO NS.<ul style="list-style-type: none">* Draw blood samples.* Actively seizing:<hr/><ul style="list-style-type: none">* ADULT: VERSED 10 mg IM.<ul style="list-style-type: none">+ OR VALIUM 5-10 mg (max 30 mg) IV/IO.+ OR ATIVAN 4 mg (max 8 mg) IV/IO.+ OR VERSED 2.5-5 mg IV/IO/IN.+ OR VALIUM 2.5-5 mg IN.<hr/><ul style="list-style-type: none">* PEDIATRIC (5-18 yr): VERSED 5 mg IM.<ul style="list-style-type: none">+ OR VALIUM 1 mg (max 10 mg) IV/IO.+ OR VALIUM 0.3 mg/kg (max 20 mg) PR.+ OR ATIVAN 0.07 mg/kg over 5 min IV/IO. May repeat in 15 min (max 8 mg).+ OR VERSED IV/IO/IN.<ul style="list-style-type: none">* Over 12 yrs: Same as adult.* Between 6 yrs and 12 yrs: 0.05 mg/kg.* Under 6 yrs: 0.05-0.1 mg/kg.<hr/><ul style="list-style-type: none">* PEDIATRIC (6 mo-5 yr): VALIUM 0.2-0.5 mg/kg (max 5 mg) IV/IO.<ul style="list-style-type: none">+ OR VALIUM 0.5 mg/kg (max 20 mg) PR.+ OR ATIVAN 0.1 mg/kg over 5 min IV/IO. May repeat half dose in 15 min.+ OR VERSED 0.05-0.1 mg/kg IV/IO/IN.<hr/><ul style="list-style-type: none">* PEDIATRIC (0-6 mo): VALIUM 0.1-0.3 mg/kg over 5 min (max 2 mg).<ul style="list-style-type: none">+ OR ATIVAN 0.05 mg/kg over 5 min IV/IO. May repeat in 15 min.<hr/><ul style="list-style-type: none">* Contact MEDICAL CONTROL for: VALIUM, VERSED, or ATIVAN higher dose.<hr/><ul style="list-style-type: none">* Use RSI with caution in seizure patients. Paralysis only masks the manifestation of seizures.* Continued sedation for intubated pt: ATIVAN 1 mg. |



4-180 Vaginal Bleeding

| Basic Life Support | Advanced Life Support |
|---|---|
| <ul style="list-style-type: none">* OXYGEN.* Inspect for active bleeding / crowning. Determine amount of blood loss.* Monitor pulseoximetry.* Apply cardiac monitor limb leads.* Obtain vital signs.* Orthostatic vital signs.* Consider transport in left lateral recumbent position to reduce risk of Vena Cava compression. | <ul style="list-style-type: none">* IV/IO NS titrated to BP. |



5-10 General Trauma Assessment and Treatment

| Basic Life Support | Advanced Life Support |
|--|---|
| <ul style="list-style-type: none">* Scene safety.* Coordinate with or establish incident command.* BSI.* Mechanism of Injury (MOI).* Number of patients.* Need for additional resources?* ABCs.* LOC.* SAMPLE history.* Focused assessment.* Baseline vitals.<ul style="list-style-type: none">* Two sets of vitals should be obtained that include time, BP, pulse, respirations, SpO₂, and pain level.* When appropriate, additional vitals may include ETCO₂, temp, and glucose.* No significant MOI:<ul style="list-style-type: none">* Treatment decision (BLS/ALS).* Transfer of patients meeting BLS criteria with the only exception of Heparin or Saline locked IV may be transported BLS. | <ul style="list-style-type: none">* ALS indicated when:<ul style="list-style-type: none">* Significant MOI.* Unresponsive.* Responsive meeting one of the following:<ul style="list-style-type: none">+ Altered mental status.+ GCS <13.+ Respiratory distress.+ Signs of shock.+ PulseOx <90.+ Need for IV/IO or medications.+ Chest discomfort.+ Severe pain.+ <u>ADULT</u> vitals:<ul style="list-style-type: none">* SBP<100 or >180* Pulse <60 or >120* Respirations <12 or >30+ <u>PEDIATRIC</u> vitals:<ul style="list-style-type: none">* SBP <70 + 2 x (age yrs)* Pulse <60 or >140* Respirations >30* <u>PEDIATRIC</u>: Utilize Broslow tape for equipment and drug dosages.* Rapid trauma assessment.* Treat per appropriate protocol.* Transport. Consider proximity to nearest trauma facility. When greater than 10min transport time, consider rapid transport rather than time-consuming interventions at the scene. <hr/> <ul style="list-style-type: none">* Severely injured patients should be transported to an appropriate trauma center.<ul style="list-style-type: none">* Level I Trauma Centers:<ul style="list-style-type: none">+ Mercy, Springfield+ Cox South, Springfield* Level II Trauma Centers:<ul style="list-style-type: none">+ Freeman, Joplin+ Mercy, Joplin (pending)* Level III Trauma Centers:<ul style="list-style-type: none">+ Citizens Memorial, Bolivar+ Lake Regional, Osage Beach |



5-20 Abdominal Trauma

| Basic Life Support | Advanced Life Support |
|--|--|
| <ul style="list-style-type: none">* SMR as required.* Assist ventilations as needed.* OXYGEN.* Control bleeding / bandage / splint / stabilize impaled objects as required.* Monitor pulseoximetry.* Apply cardiac monitor limb leads.* Obtain vital signs.* Maintain body temperature.* Moist, sterile dressings for eviscerations.* Abdominal crush injury: Immediate release and rapid transport. | <ul style="list-style-type: none">* IV/IO LR titrated to SBP >80.* Intubate as necessary. <hr/> <ul style="list-style-type: none">* <u>ADULT:</u><ul style="list-style-type: none">* Consider FENTANYL 50-100 mcg every 5-20 min (max 300 mcg) IV/IO/IN.<ul style="list-style-type: none">+ OR Consider MORPHINE 2-5 mg (max 10 mg) IV/IO. Maintain SBP >100.* Nausea:<ul style="list-style-type: none">+ Consider ZOFRAN 4 mg IV/IM/IN (max 8 mg).<ul style="list-style-type: none">* OR PHENERGAN 12.5-25 mg IM or IV/IO infused in NS over 15-30 min. <hr/> <ul style="list-style-type: none">* <u>PEDIATRIC:</u><ul style="list-style-type: none">* Consider FENTANYL 2-3 mcg/kg may repeat (max 150 mcg). IV/IO/IN.<ul style="list-style-type: none">+ OR Consider MORPHINE 0.1-0.2 mg/kg IV/IO. <p style="background-color: black; color: white; padding: 2px;">* CONTACT MEDICAL CONTROL.</p> |

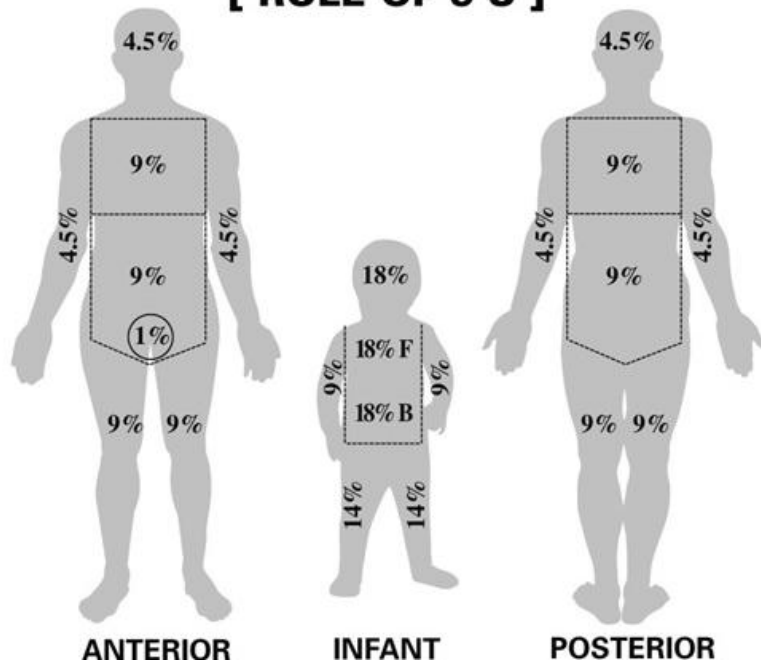


5-30 Burns

| Basic Life Support | Advanced Life Support |
|---|---|
| <ul style="list-style-type: none"> * Assist ventilations as needed. * OXYGEN. * Control bleeding / bandage. * Monitor capnography and pulseoximetry. * Apply cardiac monitor limb leads. * Obtain vital signs. | <ul style="list-style-type: none"> * IV/IO LR titrated to SBP >90. <ul style="list-style-type: none"> * 0-10% BSA: 1 ml/kg x BSA over 8 hrs. * 11-20% BSA: 1.5 ml/kg x BSA over 8 hrs. * 21-100% BSA: 2 ml/kg x BSA over 8 hrs. * Intubate as necessary. Consider RSI. Be alert for airway burns. <hr/> <ul style="list-style-type: none"> * <u>ADULT:</u> <ul style="list-style-type: none"> * Consider FENTANYL 50-100 mcg every 5-20 min (max 300 mcg) IV/IO/IN. <ul style="list-style-type: none"> + OR Consider MORPHINE 2-5 mg (max 10 mg) IV/IO. Maintain SBP >100. * Nausea: <ul style="list-style-type: none"> + Consider ZOFRAN 4 mg IV/IM/IN (max 8 mg). + OR PHENERGAN 12.5-25 mg IM or IV/IO infused in NS over 15-30 min. <hr/> <ul style="list-style-type: none"> * <u>PEDIATRIC:</u> <ul style="list-style-type: none"> * Consider FENTANYL 2-3 mcg/kg may repeat (max 150 mcg). IV/IO/IN. <ul style="list-style-type: none"> + OR Consider MORPHINE 0.1-0.2 mg/kg IV/IO. <hr/> <ul style="list-style-type: none"> * Refer to 4-140 Poisoning / Overdose for Cyanide Poisoning. |

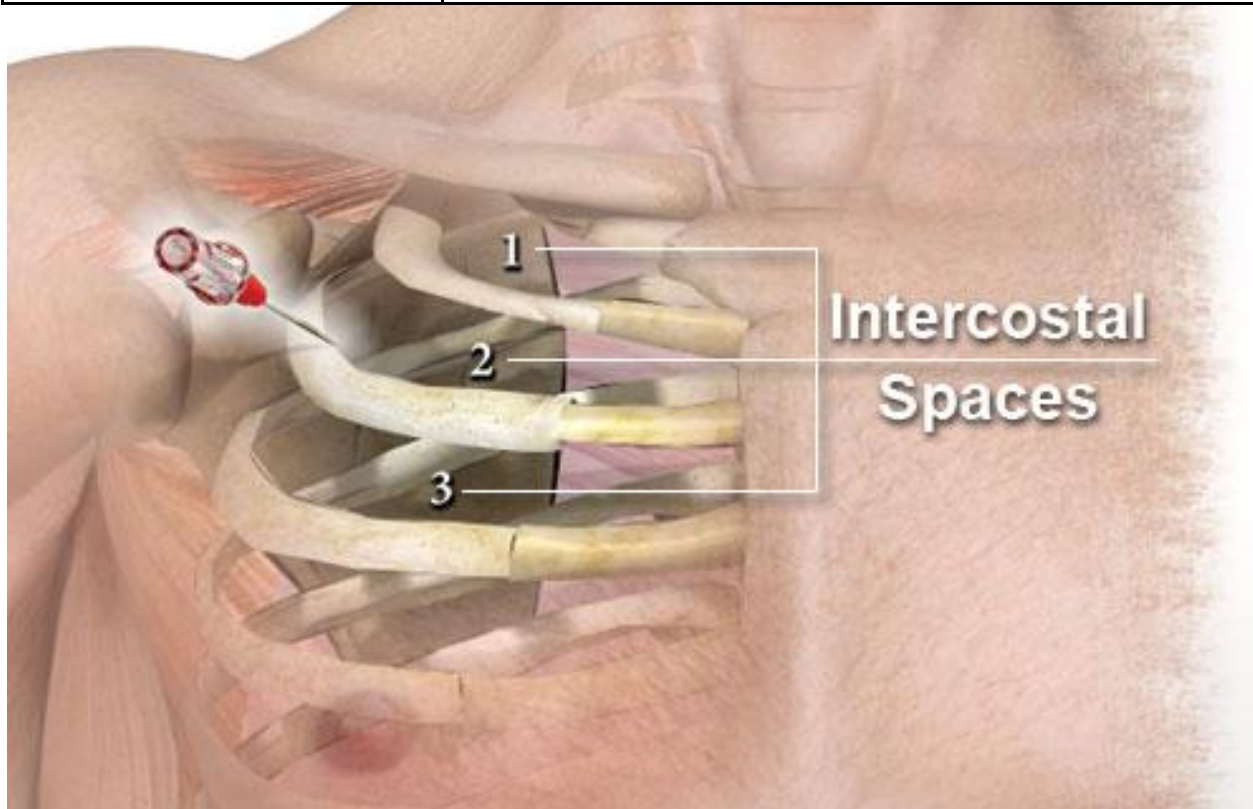
[RULE OF 9'S]

PALMAR METHOD
(Patient's palm)



5-40 Chest Trauma

| Basic Life Support | Advanced Life Support |
|---|---|
| <ul style="list-style-type: none">* SMR as required.* Assist ventilations as needed.* OXYGEN.* Control bleeding / bandage / splint / stabilize impaled objects as required.* Monitor capnography and pulseoximetry.* Apply cardiac monitor limb leads.* Obtain vital signs.* Flail segment: Stabilize.* ADULT: Consider CPAP.* Apply 3-sided occlusive dressing to open wounds.* Chest crush injury: Immediate release and rapid transport. | <ul style="list-style-type: none">* IV/IO LR titrated to SBP >80.* Intubate as necessary.* Consider chest decompression (at 2nd intercostal space, mid-clavicular line) if respiratory compromise and suspect pneumothorax. <hr/> <ul style="list-style-type: none">* ADULT:<ul style="list-style-type: none">* Consider FENTANYL 50-100 mcg every 5-20 min (max 300 mcg) IV/IO/IN.<ul style="list-style-type: none">✦ OR Consider MORPHINE 2-5 mg (max 10 mg) IV/IO. Maintain SBP >100.* Nausea:<ul style="list-style-type: none">✦ Consider ZOFRAN 4 mg IV/IM/IN (max 8 mg).✦ OR PHENERGAN 12.5-25 mg IM or IV/IO infused in NS over 15-30 min. <hr/> <ul style="list-style-type: none">* PEDIATRIC:<ul style="list-style-type: none">* Consider FENTANYL 2-3 mcg/kg may repeat (max 150 mcg). IV/IO/IN.<ul style="list-style-type: none">✦ OR Consider MORPHINE 0.1-0.2 mg/kg IV/IO. <p style="text-align: center;">* CONTACT MEDICAL CONTROL.</p> |



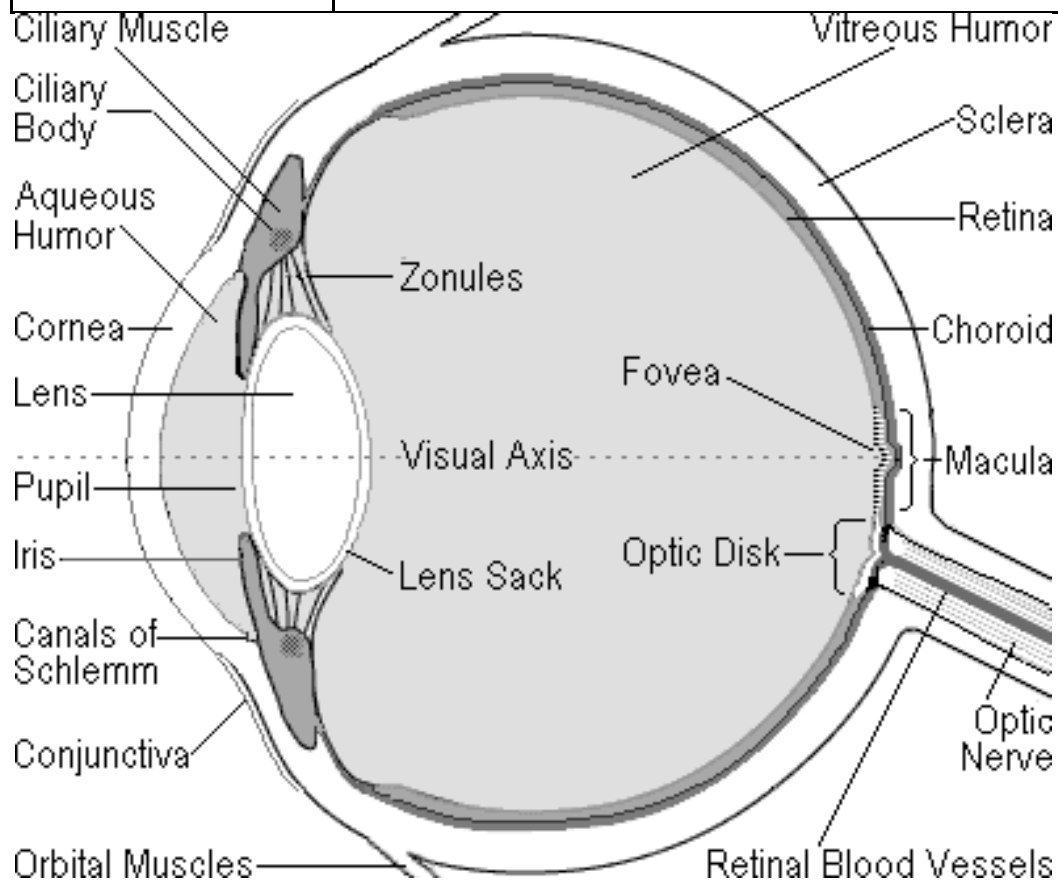
5-50 Extremity Trauma

| Basic Life Support | Advanced Life Support |
|--|---|
| <ul style="list-style-type: none">* SMR as required.* Assist ventilations as needed.* OXYGEN.* Control bleeding / bandage / splint / stabilize impaled objects as required.* Monitor pulseoximetry.* Apply cardiac monitor limb leads.* Obtain vital signs. | <ul style="list-style-type: none">* No crush injury: IV/IO LR titrated to SBP >80.* Intubate as necessary. <hr/> <ul style="list-style-type: none">* <u>ADULT:</u><ul style="list-style-type: none">* Consider FENTANYL 50-100 mcg every 5-20 min (max 300 mcg) IV/IO/IN. Maintain SBP >100.<ul style="list-style-type: none">+ OR Consider MORPHINE 2-5 mg (max 10 mg) IV/IO. Maintain SBP >100.* Nausea:<ul style="list-style-type: none">+ Consider ZOFRAN 4 mg IV/IM/IN (max 8 mg).+ OR PHENERGAN 12.5-25 mg IM or IV/IO infused in NS over 15-30 min. <hr/> <ul style="list-style-type: none">* <u>PEDIATRIC:</u><ul style="list-style-type: none">* Consider FENTANYL 1-2 mcg/kg may repeat (max 150 mcg) IV/IO/IN.<ul style="list-style-type: none">+ OR Consider MORPHINE 0.1-0.2 mg/kg IV/IO. <hr/> <ul style="list-style-type: none">* CONTACT MEDICAL CONTROL. <ul style="list-style-type: none">* Extremity crush injury (suspected compartment and/or crush syndrome if extremity pinned for 15 minutes to 6 hours depending on weight and other factors):<ul style="list-style-type: none">* IV/IO NS. Two large bore IVs. <hr/> <ul style="list-style-type: none">* CONTACT MEDICAL CONTROL:<ul style="list-style-type: none">+ Consider TOURNIQUET.<ul style="list-style-type: none">* (To limit acid and potassium release).+ Consider NS 2 L prior to release, then 500 ml/hr after.+ Consider SODIUM BICARB 1 mEq/kg (max 100 mEq) IV/IO prior to release, then add 100 mEq to 1 L NS and drip at 100 ml/hr.<ul style="list-style-type: none">* (To alkalize blood and urine).+ Consider CALCIUM CHLORIDE 1g IV/IO over 10-15 min. Do not mix with SODIUM BICARB.<ul style="list-style-type: none">* (To decrease cell membrane permeability).+ Consider ALBUTEROL neb high dose (10-20 mg).<ul style="list-style-type: none">* (To lower potassium).+ Consider DEXTROSE IV/IO.<ul style="list-style-type: none">* (To facilitate insulin administration in ER). |



5-60 Eye Injuries

| Basic Life Support | Advanced Life Support |
|---|---|
| <ul style="list-style-type: none"> * Assist ventilations as needed. * OXYGEN. * Control bleeding / bandage / stabilize impaled objects as required. * Monitor pulseoximetry. * Apply cardiac monitor limb leads. * Obtain vital signs. | <ul style="list-style-type: none"> * Trauma: <ul style="list-style-type: none"> * Cover open wounds. * Do not apply pressure to eye. * Cover both eyes. * Foreign Substance: <ul style="list-style-type: none"> * Consider TETRACAINE 1-2 drops in affected eye. * Non-penetrating injuries: Flush eye with at least 1 L NS over 20 min. Consider MORGAN LENS. <hr/> <ul style="list-style-type: none"> * <u>ADULT:</u> <ul style="list-style-type: none"> * Consider FENTANYL 50-100 mcg every 5-20 min (max 300 mcg) IV/IO/IN. <ul style="list-style-type: none"> + OR Consider MORPHINE 2-5 mg (max 10 mg) IV/IO. Maintain SBP >100. * Nausea: <ul style="list-style-type: none"> + Consider ZOFRAN 4 mg IV/IM/IN (max 8 mg). + OR PHENERGAN 12.5-25 mg IM or IV/IO infused in NS over 15-30 min. <hr/> <ul style="list-style-type: none"> * <u>PEDIATRIC:</u> <ul style="list-style-type: none"> * Consider FENTANYL 1-2 mcg/kg may repeat (max 150 mcg). IV/IO/IN. <ul style="list-style-type: none"> + OR Consider MORPHINE 0.1-0.2 mg/kg IV/IO. <div style="background-color: black; color: white; padding: 5px; text-align: center; font-weight: bold;"> * CONTACT MEDICAL CONTROL. </div> |



5-70 Head Trauma

Basic Life Support

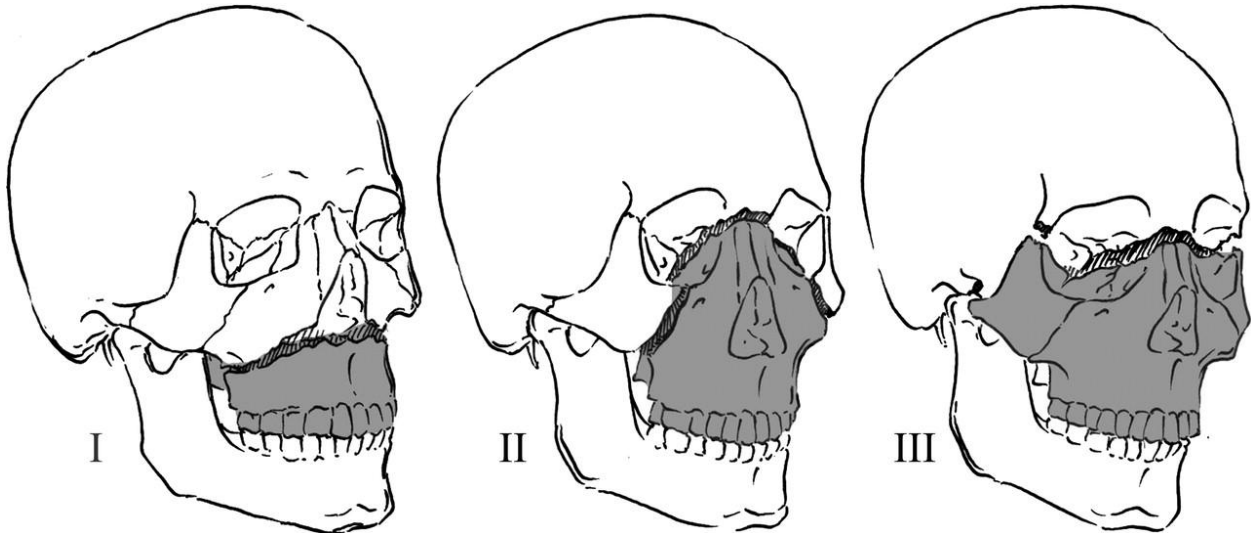
- * **SMR.**
- * Assist **ventilations** as needed.
- * **OXYGEN.**
- * Control bleeding / **bandage** / **splint** / stabilize impaled objects as required.
- * Monitor Capnography and pulseoximetry.
- * Apply cardiac monitor limb leads.
- * Obtain vital signs.
- * GSC <9 or unequal pupils: Maintain ETCO₂ at 30-35.
- * Elevate head of cot.
- * Head crush injury: Immediate release and rapid transport.

Advanced Life Support

- * IV/IO LR titrated to SBP >80.
- * GCS <8: Intubate as necessary. Consider **RSI**.
- * **ADULT:**
 - * **LIDOCAINE** 1.5 mg/kg IV/IO prior to intubation.
 - * Consider **FENTANYL** 50-100 mcg every 5-20 min (max 300 mcg) IV/IO/IN. (Morphine is contraindicated for head injury.)
 - * Nausea: Consider **ZOFRAN** 4mg IV/IM/IN (max 8 mg).

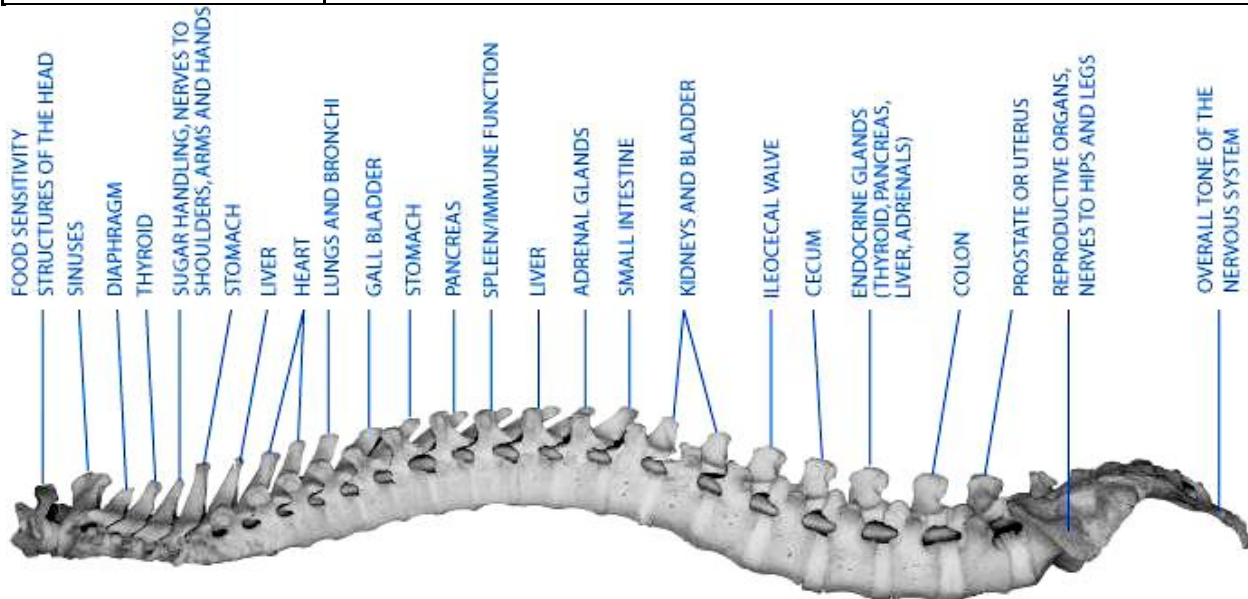
- * **PEDIATRIC:**
 - * **LIDOCAINE** 1 mg/kg IV/IO prior to intubation.
 - * Age <3 yrs: **ATROPINE** 0.02 mg/kg (min 0.1 mg) IV.
 - * Consider **FENTANYL** 1-2 mcg/kg may repeat (max 150 mcg) IV/IO/IN. (Morphine is contraindicated for head injury.)

* **CONTACT MEDICAL CONTROL.**



5-80 Spinal Trauma

| Basic Life Support | Advanced Life Support |
|--|---|
| <ul style="list-style-type: none"> * SMR. * Assist ventilations as needed. * OXYGEN. * Control bleeding / bandage / splint / stabilize impaled objects as required. * Monitor pulseoximetry. * Apply cardiac monitor limb leads. * Obtain vital signs. | <ul style="list-style-type: none"> * IV/IO LR titrated to SBP >80. * Intubate as necessary. Consider RSI. <hr/> <ul style="list-style-type: none"> * <u>ADULT:</u> <ul style="list-style-type: none"> * Consider FENTANYL 50-100 mcg every 5-20 min (max 300 mcg) IV/IO/IN. ‡ OR Consider MORPHINE 2-5 mg (max 10 mg) IV/IO. Maintain SBP >100. * Nausea: <ul style="list-style-type: none"> ‡ Consider ZOFRAN 4 mg IV/IM/IN (max 8 mg). ‡ OR PHENERGAN 12.5-25 mg IM or IV/IO infused in NS over 15-30 min. <hr/> <ul style="list-style-type: none"> * <u>PEDIATRIC:</u> <ul style="list-style-type: none"> * Consider FENTANYL 1-2 mcg/kg may repeat (max 150 mcg) IV/IO/IN. ‡ OR Consider MORPHINE 0.1-0.2 mg/kg IV/IO. <div style="background-color: black; color: white; padding: 5px; text-align: center; font-weight: bold;"> * CONTACT MEDICAL CONTROL. </div> |



5-90 Trauma Arrest

Basic Life Support

- * Confirm pulselessness and apnea.
- * Attempt to determine down-time, and history.
- * **SMR.**
- * Begin **CPR.**
 - * Push hard and fast at 100/min.
 - * Minimize compression interruptions.
 - * Rotate compressors every 2 minutes at rhythm check or as soon as practical.
- * Establish and maintain airway and ventilate 100% **OXYGEN.**
 - * Establish BLS **AIRWAY.**
 - * Compressions : Ventilations ratio = 30:2 unless intubated, then 8-10 breaths per min.
 - * Avoid hyperventilation.
- * **Control bleeding, bandage, splint** as required.
- * Monitor capnography and pulseoximetry.
- * Apply cardiac monitor quick combo pads and limb leads.

Advanced Life Support

- * IV/IO LR wide open (x2 large bore).
- * Consider in-line **INTUBATION.**
- * Treat rhythm per protocol.
- * Bilateral chest **decompression** if chest trauma etiology.
- * **ADULT: Contact MEDICAL CONTROL** for:
 - * If ETCO₂ <10 for 10min or no response after 20min, consider termination of resuscitation.
- * **PEDIATRIC: CONTACT MEDICAL CONTROL.**
- * Immediate **transport.**



6-10 Acquisition of Medical Control

Advanced Life Support

- * Medical control shall be the responsibility of the CMH paramedic.
- * Medical control shall only be provided by a physician. Medical control shall not be accepted from nurses, nurse practitioners, physician assistants, midwives, or any physician extenders.
- * Medical control shall be provided by receiving hospital. If contact cannot be made, CMH Emergency Room will be the default medical control.
- * When transporting from another facility and treatment that deviates from protocol is suggested by transferring physician, paramedic should contact receiving **MEDICAL CONTROL** in the ambulance to verify orders.
- * If an on-scene physician gives orders, paramedic shall require credential evidence and the requesting physician must accompany the patient in transport to the receiving facility. This process should not be considered if the physician does not have the appropriate medical sub-specialties as determined by the paramedic.

| | | |
|-------------------|---------------------------------|--------------|
| Appleton City | Ellett Memorial Hospital | 660-476-2111 |
| Bolivar | Citizens Memorial Healthcare | 417-328-6301 |
| Butler | Bates County Memorial Hospital | 660-200-7000 |
| Carthage | McCune Brooks Regional Hospital | 417-358-8121 |
| Clinton | Golden Valley Memorial Hospital | 660-885-5511 |
| Columbia | Boone County Hospital | 573-815-8000 |
| Columbia | University Hospital | 573-882-8091 |
| Columbia | Veterans Hospital | 573-814-6000 |
| El Dorado Springs | Cedar County Memorial Hospital | 417-876-2511 |
| Ft Leonard Wood | Ft Leonard Wood Hospital | 573-596-0803 |
| Joplin | Freeman West | 417-347-1111 |
| Joplin | Hawthorne | 417-625-2350 |
| Joplin | Ozarks Community Hospital | 417-837-4170 |
| Kansas City | Veterans Hospital | 800-525-1483 |
| Lamar | Barton County Memorial Hospital | 417-681-5100 |
| Lebanon | Mercy | 417-533-6350 |
| Monett | Cox Monett Hospital | 417-235-3144 |
| Neosho | Freeman Neosho Hospital | 417-451-1234 |
| Nevada | Nevada Regional Medical Center | 417-667-3355 |
| Osage Beach | Lake Regional Health System | 573-348-8000 |
| Osceola | Sac-Osage Hospital | 417-646-8181 |
| Springfield | Cox North | 417-269-3393 |
| Springfield | Cox South | 417-269-4983 |
| Springfield | Mercy | 417-820-2115 |
| Springfield | Ozarks Community Hospital | 417-874-4596 |
| St Louis | Barnes Jewish Hospital | 314-294-1403 |



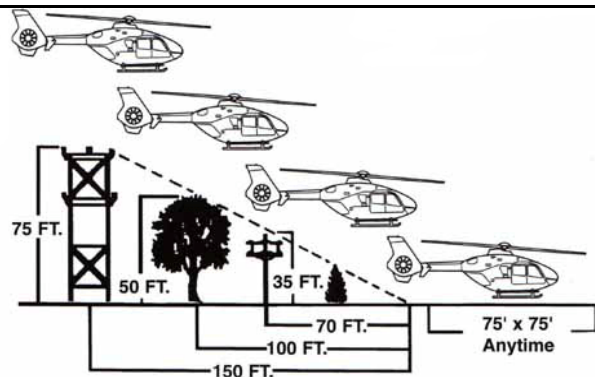
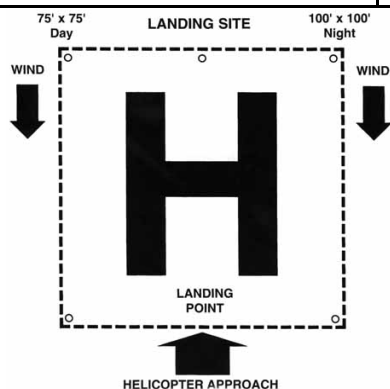
6-20 Air Ambulance Utilization

Basic Life Support

- * Consider air ambulance if ONE or more of the following are true:
 - * Ground resources are exhausted.
 - * Prolonged extrication time (>20 min) is anticipated.
 - * Road or bridge conditions which prevent ground transport.
- * Request for air ambulance should be made as early as possible. Can be made while en route.
- * Request for air ambulance should be made through dispatch.
- * Once en route, the request can only be canceled by EMS personnel on scene.
- * Prepare a safe landing zone. Utilize local law enforcement and fire department.
- * Final decision to accept a mission is the responsibility of the pilot.
- * Patient requests for specific aircraft and destinations should be discussed with air crew.

Advanced Life Support

- * Consider air ambulance if ONE or more of the following are true:
 - * MVA with associated fatality(s);
 - * Decreased LOC;
 - * GCS<10;
 - * High risk OB patient;
 - * Active GI bleed;
 - * Burn >20% BSA;
 - * Uncontrollable cardiac dysrhythmias;
 - * Airway control intervention;
 - * Acute MI or chest pain suggestive of MI;
 - * Spinal trauma with neurological deficits;
 - * Fall greater than 20 feet;
 - * Ejection;
 - * Pedestrian hit by vehicle >20 mph.
- * Consider air ambulance if TWO or more of the following are true:
 - * SBP <90 or >200;
 - * Respirations <10 or >30;
 - * Heart rate <60 or >120;
 - * External pacing in progress;
 - * Hypo or hyperthermia;
 - * Shortness of breath;
 - * Nausea;
 - * Diaphoresis;
 - * Overdose;
 - * Pulsating abdominal mass;
 - * Seizure activity;
 - * <8 yrs or >55 yrs old;
 - * CVA or GI bleed;
 - * Trauma during pregnancy;
 - * Gross bleeding;
 - * Positive loss of consciousness;
 - * Penetrating injury;
 - * Medication administration requiring an infusion pump;
 - * Injuries to head, neck, chest, abdomen or extremities.



6-30 Competency Training

| Basic Life Support | Advanced Life Support |
|--|--|
| <ul style="list-style-type: none">* Each quarter, a list of competency requirements will be compiled from input from QI program, medical control, and staff.* Competency schedule will be posted and announced at least 30days ahead. Each quarter, at least two competency dates will be provided.* Each EMT shall successfully complete each quarter's BLS competencies with at least a 90% pass rate. | <ul style="list-style-type: none">* Each paramedic shall successfully complete each quarter's BLS and ALS competencies with at least a 90% pass rate. |



6-40 Control of Nausea

| Basic Life Support | Advanced Life Support |
|---|---|
| <ul style="list-style-type: none">* Identify possible causes.* OXYGEN.* Monitor pulseoximetry.* Apply cardiac monitor limb leads.* Obtain vital signs. | <ul style="list-style-type: none">* IV/IO NS or LR.<hr/>* <u>ADULT (>27 kg):</u><ul style="list-style-type: none">* Consider ZOFRAN 4 mg IV/IO/IM/IN (max 8 mg).‣ OR PHENERGAN 12.5-25 mg IM or IV/IO infused in NS over 15-30 min.<hr/>* <u>PEDIATRIC (>2 yr & <27 kg):</u><ul style="list-style-type: none">* Consider ZOFRAN 0.1-0.2 mg/kg IV/IO/IM/IN (max 8 mg).‣ OR PHENERGAN 0.25-0.5 mg/kg IM or IV/IO infused in NS over 15-30 min. |



6-50 Control of Pain

| Basic Life Support | Advanced Life Support |
|---|---|
| <ul style="list-style-type: none">* Identify possible causes.* OXYGEN.* Monitor pulseoximetry.* Apply cardiac monitor limb leads.* Obtain vital signs. | <ul style="list-style-type: none">* IV/IO NS or LR.<hr/>* Acute (non traumatic) or chronic (acute exacerbation) with autonomic signs and symptoms (for traumatic injuries, refer to appropriate trauma protocol):<hr/>* <u>ADULT:</u><ul style="list-style-type: none">+ Consider FENTANYL 50-100 mcg may repeat every 5 min (max 300 mcg) IV/IO/IN.* OR MORPHINE 2-5 mg (max 10 mg) IV/IO. Maintain SBP >100.<hr/>* <u>PEDIATRIC:</u><ul style="list-style-type: none">+ Consider FENTANYL 1-2 mcg/kg may repeat every 5 min (max 150 mcg) IV/IO/IN.* OR MORPHINE 0.1-0.2 mg/kg IV/IO.+ Anxiety: Contact MEDICAL CONTROL for:<ul style="list-style-type: none">* Consider: VERSED IV/IO/IN.<ul style="list-style-type: none">* Over 12 yrs: Same as adult.* Between 6 yrs and 12 yrs: 0.05 mg/kg.* Under 6 yrs: 0.05-0.1 mg/kg.* Consider: ATIVAN 0.05 mg/kg (max 2 mg) IV/IO.<hr/>* Chronic without autonomic signs and symptoms:<ul style="list-style-type: none">* Transport in position of comfort.* Any patient receiving pain medication must be transported. |



6-60 Do Not Resuscitate (DNR) Orders

| Basic Life Support | Advanced Life Support |
|---|--|
| <ul style="list-style-type: none">* The documented wishes of patients not wanting to be resuscitated shall be honored.* Original documentation must be with patient or presented to EMS crew at time of arrival on the scene.* DNR documentation must contain:<ul style="list-style-type: none">* Patient signature.* Patient's physician signature.* Dated within the last 365 days.* If any doubt exists regarding the validity of the documentation, immediate resuscitation should be initiated. | <ul style="list-style-type: none">* All therapeutic care and vigorous support (IVs, medications, etc.) shall be given until the point of cardiac respiratory arrest.* If a valid DNR form is present, it may be honored without contacting medical control. If a valid DNR is presented after resuscitation has been initiated, it can also be honored without contacting medical control and resuscitation may be terminated.* DNR form shall remain with the patient.* Document DNR form number and signing physician's name on ePCR. |



6-70 Documentation

| Basic Life Support | Advanced Life Support |
|---|---|
| <ul style="list-style-type: none">* An ePCR must be completed for every EMS response.* The ePCR shall be completed by end of shift and faxed to appropriate facility. <hr/> <ul style="list-style-type: none">* No Care Needed (NCN): After scene assessment, there may be no patients (i.e. false alarms). An ePCR shall be completed including: situation description, number of individuals, and medical screening.<ul style="list-style-type: none">* If the patient exhibits any mechanism of injury, pain behaviors, indications of altered mental status, or the patient is the 9-1-1 caller or at any time requested medical care or an ambulance: Treatment and transport or PRC must be completed. <hr/> <ul style="list-style-type: none">* Patient Refusal of Care (PRC): If the patient refuses care and/or transport, patient should be informed of potential risks, and need for transport and comprehensive physician evaluation.<ul style="list-style-type: none">* Obtain signature of patient. If patient refuses to sign, document this fact.* Obtain signature of witness. Preferably law enforcement official, fire personnel, or family member. <hr/> <ul style="list-style-type: none">* All PCRs shall be completed, faxed, and exported prior to end of shift unless approved by supervisor. | <ul style="list-style-type: none">* If patient care would have met ALS criteria, PRC must be completed by the paramedic. |



6-80 Event Standby

Basic Life Support

- * Park the ambulance in a manner to allow view of the scene from a distance but always have the ability to leave the scene in an expedient manner.
- * Treat illnesses and injuries per appropriate protocol.
- * Dedicated standby:
 - * Make contact with athletic trainers upon arrival (if they are present).
 - * Place ALS bag, oxygen, monitor, and SMR supplies on cot and have it ready in the truck.
 - * If medical care is needed for a player, event staff should wave EMS onto the field/track if you are needed.
 - * Football player injury:
 - + Only remove helmet and pads under extreme circumstances and under direction of athletic trainer.
 - * Secure player to backboard with helmet and pads remaining in place.
 - * If CPR is required, request athletic trainer to cut chest pads and keep shoulder pads and helmet in place.
 - + Request athletic trainer to remove face mask.
 - + Utilize athletic trainer staff and equipment for extremity splinting.
 - * Preferred to request second unit to transport and standby unit remain at event.
 - + Consider requesting a second unit to cover standby if critical patient.
 - + Athletic training staff may ride with patient in back if requested.
 - + Air ambulance landing zone should not be on the playing field.
 - * A standby ePCR report shall be completed for all dedicated standbys. Be specific about which standby it is and which location.

Advanced Life Support

- * When requested and approved by supervisor, CMH will provide an ALS ambulance for dedicated or non-dedicated event standby.
- * Treat illnesses and injuries per appropriate protocol.



6-90 IDLH Rehabilitation Standby

| Basic Life Support | Advanced Life Support |
|---|---|
| <ul style="list-style-type: none">* Non-dedicated ambulance may be requested by any public safety agency engaged in operations deemed Immediately Dangerous to Life and Health (IDLH). Examples include, but are not limited to: Structure fires, hazardous materials, clandestine drug labs, etc.* If Incident Commander requests ambulance to be dedicated and remain on the scene, contact the duty officer or supervisor on call.* Once on scene, check in with the Staging Officer or Incident Commander via radio.* Park the ambulance in a manner to allow view of the scene from a distance but always have the ability to leave the scene in an expedient manner.* Rehab of responders, baseline vitals, hydration, etc. shall be conducted by fire department and/or emergency management personnel.* Ambulance crew duties are to care for civilians, bystanders, and/or responders that require treatment and/or transport for an injury or illness.* Due to possible contamination, firefighters shall not be placed in an ambulance for cooling/warming unless they require treatment and/or transport for injuries or illnesses.* DECONTAMINATE as appropriate prior to contaminating personnel, equipment, and ambulance. | <ul style="list-style-type: none">* Treat illnesses and injuries according to appropriate protocol. |



6-100 Off-Duty Protocols

Basic Life Support

- * While off duty, current CMH Pre-Hospital and CMH Emergency Department EMTs, Paramedics, and RNs may provide **Basic Life Support** according to these protocols.
- * Ensure **9-1-1** is contacted and an ambulance is responding as appropriate.
- * Coordinate with responding emergency services.

Advanced Life Support

- * While off-duty, current CMH Pre-Hospital Paramedics and CMH Emergency Department RNs may provide **Advanced Life Support** according to these protocols if the following conditions are met:
 - * A CMH ambulance must be the transporting unit and an on-duty CMH paramedic must provide primary patient care.



6-110 Rapid Sequence Intubation (RSI) - CALL FOR ORDERS

| Basic Life Support | Advanced Life Support |
|--|--|
| <ul style="list-style-type: none"> * Maintain airway and ventilate with 100% OXYGEN. <li style="padding-left: 20px;">* Do not let SpO₂ drop below 90% at any time. * Monitor pulseoximetry and capnography. * Attach cardiac monitor. | <ul style="list-style-type: none"> * IV/IO NS or LR. * Assign duties. * Premedicate: <ul style="list-style-type: none"> * <u>ADULT</u>: <ul style="list-style-type: none"> + Bradycardic: ATROPINE 0.5 mg IV/IO. + Seizing: ATIVAN 2 mg IV/IO (may repeat). * <u>PEDIATRIC</u>: <ul style="list-style-type: none"> + ATROPINE 0.01 mg/kg IV/IO (min 0.1 mg) (max 0.5 mg). + Seizing: ATIVAN 0.07 mg/kg IV/IO. |
| <ul style="list-style-type: none"> * RSI contraindications: <ul style="list-style-type: none"> * Unable to ventilate with BVM. * Facial or neck trauma. * Possibility of failure of failed airways. * Cricothyrotomy would be difficult or impossible. * Acute epiglottitis. * Upper airway obstruction. | <ul style="list-style-type: none"> * Sedate: KETAMINE 1 mg/kg IV/IO (contraindicated in <u>head injury</u>). * OR Consider ETOMIDATE 0.3 mg/kg IV/IO. * Paralyze: SUCCINYLCHOLINE IV/IO. <ul style="list-style-type: none"> * <u>ADULT</u>: 1.5 mg/kg. * <u>PEDIATRIC</u>: 2 mg/kg. * Succinylcholine contraindicated (burns or crush injuries >48 hrs, rhabdomyolysis): <ul style="list-style-type: none"> + Consider ROCURONIUM 1 mg/kg IV/IO (45 sec onset, 40 min duration). + OR Consider ROCURONIUM 0.1 mg/kg IV/IO (2 min onset, 10 min duration). + OR Consider VECURONIUM 0.1 mg/kg IV/IO. * INTUBATE. Confirm with capnography. Maximum of three attempts. * Continued paralysis (consider if extended transport to ER): <ul style="list-style-type: none"> * VECURONIUM 0.1 mg/kg IV/IO. * Consider ROCURONIUM 1 mg/kg IV/IO. |
| <ul style="list-style-type: none"> * Press "PRINT" on the monitor after intubation and at transfer to ER/LZ to record capnography waveform. | <ul style="list-style-type: none"> * Continued sedation: <ul style="list-style-type: none"> * <u>ADULT</u>: VERSED 2.5-5 mg IV/IO every 5 min as needed maintaining SBP >100. <ul style="list-style-type: none"> + Consider FENTANYL 50-100 mcg IV/IO/IN (max 300 mcg). + OR ATIVAN 2 mg IV/IO. (6 mg if seizing). * <u>PEDIATRIC</u>: VERSED IV/IO/IN. <ul style="list-style-type: none"> ✗ Over 12 yrs: Same as adult. ✗ Between 6 yrs and 12 yrs: 0.05 mg/kg. ✗ Under 6 yrs: 0.05-0.1 mg/kg. + Consider FENTANYL 1-2 mcg/kg IV/IO/IN (max 150 mcg). + OR ATIVAN 0.05 mg/kg IV/IO. (0.07 mg/kg if seizing). |



6-120 Transfer of Care Between Agencies

Basic Life Support

- * CMH EMS personnel will assume patient care from initial patient contact or face-to-face verbal report from on-scene medical personnel until face-to-face verbal report given to flight crew or receiving facility.
- * Verbal report shall include, but not limited to: patient history, current status, treatments provided.
- * Available documentation should also be transferred (i.e. EKGs, blood draw, patient information, etc.).

Advanced Life Support

- * In the event of mechanical difficulty or other situation requiring transferring patient to another ambulance, CMH paramedic should maintain patient care in the new ambulance.
- * In a multi-patient incident, CMH paramedic will continue patient care until care can be transferred to appropriate in-coming ambulance with face-to-face verbal report.

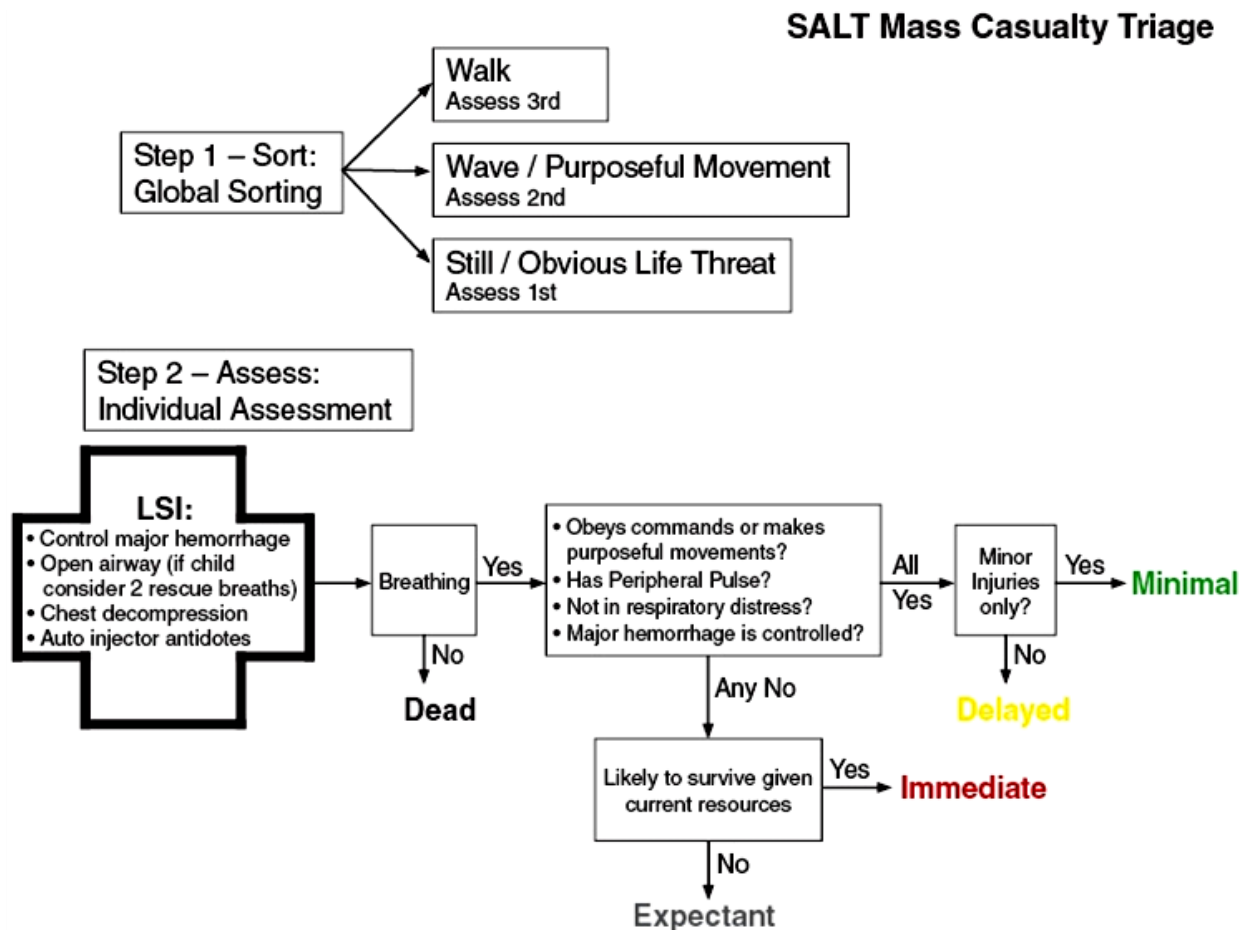


6-130 Triage

Basic Life Support

- * **HEAR REPORT:** Every patient report on HEAR radio to an ER shall be triaged according to the following:
 - * **MEDICAL RED** or **TRAUMA RED:** Requires immediate life-saving intervention (i.e. STEMI, Stroke, Unconscious, Unstable).
 - * **MEDICAL YELLOW** or **TRAUMA YELLOW:** High risk or multiple resources needed in ER (i.e. ALOC, Labs, ECG, X-ray, CT, Ultrasound, Respiratory therapy).
 - * **MEDICAL GREEN** or **TRAUMA GREEN:** Minor complaints and manageable with limited resources.

* MASS CASUALTY INCIDENT (SALT):



6-140 Withholding or Termination of Resuscitation

| Basic Life Support | Advanced Life Support |
|---|---|
| <ul style="list-style-type: none">* Initiate CPR immediately in the event of acute cardiac or respiratory arrest if:<ul style="list-style-type: none">* There is a possibility that the brain is viable.* AND There are no legal or medical reasons to withhold resuscitation (DNR, declaration of intent, terminal illness, and verifiable absence of ABCs longer than 10min).<hr/>* Resuscitation should not be started if:<ul style="list-style-type: none">* Decapitation.* OR Rigor mortis.* OR Tissue decomposition.* OR Extreme dependent lividity.* OR Obvious mortal injury.* OR Properly documented DNR order.* OR Properly documented advance directive.<hr/>* When any doubt exists of the validity of DNR orders or advance directive, resuscitation should be initiated immediately. | <ul style="list-style-type: none">* The following scenarios should always be transported to the closest appropriate facility as soon as possible and field termination is not an option:<ul style="list-style-type: none">* Pediatrics, drownings, poisonings, or hypothermia.* If airway cannot be maintained and/or IV/IO cannot be accessed.* If witnessed, non-trauma arrest, full ACLS resuscitation efforts should continue for at least 20 minutes prior to consideration of field termination.* When considering termination, paramedic should consult with the family. If family believes the patient would wish continued resuscitative efforts, resuscitation will continue and the patient shall be transported to closest appropriate facility.* In the event there is no clear evidence to withhold CPR, however patient has a terminal condition and the patient's wishes have been conveyed by the family, contact MEDICAL CONTROL to withhold resuscitation.* Field termination may be requested from MEDICAL CONTROL for victims of trauma with no signs of life regardless of how long ACLS efforts have been underway.* If field termination is decided, CONTACT MEDICAL CONTROL: Inform emergency physician of patient, history, causes, efforts, and treatments.* After resuscitation has been terminated, contact local law enforcement and remain on scene until at least law enforcement or coroner arrival on the scene.* Fax the ePCR to the facility providing medical control. |



Appendix A - Change Log

| Date | Protocol | Description |
|---------|-----------------|--|
| 8/29/13 | Entire Document | 9/1/13 Version approved by Roger Merk, MD. |

Appendix B - References

| Protocol | Citation in MLA format. |
|-----------------|--|
| Entire Document | <i>Mercy EMS ground protocols.</i> 2013. |

Citizens Memorial Hospital

Pre-Hospital Protocols

Part 2 - Medications

Table of Contents

| SECTION NAME..... | ALS/BLS | PAGE |
|---|-----------------|-----------|
| 7 MEDICATIONS: | | |
| 7-10 Acetaminophen (Tylenol) | Advanced | 3 |
| 7-20 Activated Charcoal - CALL FOR ORDERS..... | Advanced | 4 |
| 7-30 Adenosine (Adenocard)..... | Advanced | 5 |
| 7-40 Albuterol (Proventil, Ventolin) | Advanced | 6 |
| 7-50 Amiodarone (Cordarone)..... | Advanced | 7 |
| 7-60 Aspirin..... | Basic..... | 8 |
| 7-70 Ativan (Lorazepam)..... | Advanced | 9 |
| 7-80 Atropine..... | Advanced | 10 |
| 7-90 Benadryl (Diphenhydramine)..... | Advanced | 11 |
| 7-100 Calcium Chloride - CALL FOR ORDERS | Advanced | 12 |
| 7-110 Captopril (Capoten) - CALL FOR ORDERS | Advanced | 13 |
| 7-120 Cardizem (Diltiazem)..... | Advanced | 14 |
| 7-130 Compazine (Prochlorperazine) - CALL FOR ORDERS | Advanced | 15 |
| 7-135 Cyanokit (Hydroxocobalamin) | Advanced | 16 |
| 7-140 Decadron (Dexamethasone) | Advanced | 17 |
| 7-150 Dextrose..... | Advanced | 18 |
| 7-160 Dilaudid (Hydromorphone) - CALL FOR ORDERS..... | Advanced | 19 |
| 7-170 Dopamine (Intropin) | Advanced | 20 |
| 7-180 Duoneb (Ipratropium + Albuterol, Combivent) | Advanced | 21 |
| 7-190 Epinephrine 1:1,000 | varies..... | 22 |
| 7-200 Epinephrine 1:10,000 | Advanced | 23 |
| 7-210 Epinephrine, Racemic | Advanced | 24 |
| 7-220 Etomidate (Amidate) - CALL FOR ORDERS | Advanced | 25 |
| 7-230 Fentanyl (Sublimaze) | Advanced | 26 |
| 7-240 Glucagon..... | Advanced | 27 |
| 7-250 Glucose, Oral | Basic..... | 28 |
| 7-260 Haldol (Haloperidol)..... | Advanced | 29 |
| 7-270 Heparin - CALL FOR ORDERS | Advanced | 30 |
| 7-280 Hydralazine (Apresoline) - CALL FOR ORDERS..... | Advanced | 31 |
| 7-290 Hydrogen Peroxide - CALL FOR ORDERS | Basic..... | 32 |
| 7-300 Ibuprofen (Pediaprofen) | Advanced | 33 |
| 7-310 Iodine - CALL FOR ORDERS..... | Basic..... | 34 |
| 7-320 Ipratropium..... | Advanced | 35 |
| 7-330 Ketamine (Ketalar) - CALL FOR ORDERS..... | Advanced | 36 |
| 7-340 Labetalol (Normadyne) - CALL FOR ORDERS | Advanced | 37 |
| 7-350 Lactated Ringers | Advanced | 38 |
| 7-360 Lasix (Furosemide) | Advanced | 39 |
| 7-370 Lidocaine (Xylocaine)..... | Advanced | 40 |
| 7-380 Magnesium Sulfate | Advanced | 41 |
| 7-390 Morphine Sulfate | Advanced | 42 |
| 7-400 Narcan (Naloxone) | Advanced | 43 |
| 7-410 Neo-Synephrine (Phenylephrine) | Advanced | 44 |

| | | |
|--|-----------------------|-----------|
| 7-420 Nitroglycerin (Nitrostat, Nitrolingual) | Advanced | 45 |
| 7-430 Nitroglycerin Infusion (Tridil) | Advanced | 46 |
| 7-440 Normal Saline (Sodium Chloride) | Advanced | 47 |
| 7-450 Normal Saline Irrigation | Basic..... | 48 |
| 7-460 Oxygen..... | Basic..... | 49 |
| 7-470 Oxytocin (Pitocin) - CALL FOR ORDERS..... | Advanced | 50 |
| 7-480 Phenergan (Promethazine) | Advanced | 51 |
| 7-490 Procainamide (Pronestyl) | Advanced | 52 |
| 7-500 Propofol (Diprivan) - CALL FOR ORDERS..... | Advanced | 53 |
| 7-510 Retavase (Retepase) - CALL FOR ORDERS | Advanced | 54 |
| 7-520 Rocuronium (Zemuron) - CALL FOR ORDERS..... | Advanced | 55 |
| 7-530 Sodium Bicarbonate | Advanced | 56 |
| 7-540 Solu-Medrol (Methylprednisolone)..... | Advanced | 57 |
| 7-550 Succinylcholine (Anectine) - CALL FOR ORDERS..... | Advanced | 58 |
| 7-560 Tetracaine | Advanced | 59 |
| 7-570 Thiamine (Vitamin B1)..... | Advanced | 60 |
| 7-580 Valium (Diazepam)..... | Advanced | 61 |
| 7-590 Vecuronium (Norcuron) - CALL FOR ORDERS..... | Advanced | 62 |
| 7-600 Versed (Midazolam) | Advanced | 63 |
| 7-610 Xopenex (Levalbuterol) | Advanced | 64 |
| 7-620 Zofran (Oldansetron) | Advanced | 65 |

7-10 Acetaminophen (Tylenol)

| | |
|--|---|
| <p>Advanced Life Support</p> <p><u>CLASS:</u></p> <ul style="list-style-type: none">* Analgesic. Antipyretic. <p><u>ACTION:</u></p> <ul style="list-style-type: none">* Analgesic mechanism unknown. Antipyretic is through direct action on hypothalamus. <p><u>ROUTE:</u></p> <ul style="list-style-type: none">* PO. | <p><u>INDICATIONS:</u></p> <ul style="list-style-type: none">* Fever > 102 F. Pediaprofen has been ineffective or administered within 6 hrs. <p><u>CONTRAINDICATIONS:</u></p> <ul style="list-style-type: none">* Hypersensitivity. |
| <p><u>ADULT DOSAGE:</u></p> <ul style="list-style-type: none">* Not indicated. <p><u>PEDIATRIC DOSAGE:</u></p> <ul style="list-style-type: none">* 15 mg/kg. | <p><u>PRECAUTIONS:</u></p> <ul style="list-style-type: none">* Impaired liver function. Chronic alcohol use. Impaired renal function. PKU. <p><u>SIDE EFFECTS:</u></p> <ul style="list-style-type: none">* Rash, urticaria, nausea. <p><u>ANTIDOTE:</u></p> <ul style="list-style-type: none">* Acetylcysteine or mucomyst. |
| <p><u>REFERENCED PROTOCOL(S):</u></p> <ul style="list-style-type: none">* 4-100 Fever | |



7-20 Activated Charcoal - CALL FOR ORDERS

| | |
|---|---|
| <p>Advanced Life Support</p> <p><u>CLASS:</u></p> <ul style="list-style-type: none">* Adsorbent. <p><u>ACTION:</u></p> <ul style="list-style-type: none">* Adsorbs toxins by chemical binding and prevents gastrointestinal absorption. <p><u>ROUTE:</u></p> <ul style="list-style-type: none">* Oral. | <p><u>INDICATIONS:</u></p> <ul style="list-style-type: none">* Poisoning following emesis or when emesis is contraindicated. <p><u>CONTRAINDICATIONS:</u></p> <ul style="list-style-type: none">* No gag reflex. Unconsciousness. Ingestion of acids, alkalis, ethanol, methanol, cyanide, iron salts, lithium, pesticides, petroleum products. Acetaminophen overdose unless the receiving hospital has IV antidote. GI Obstruction. |
| <p><u>ADULT DOSAGE:</u></p> <ul style="list-style-type: none">* 50-100 g mixed with glass of water to form slurry. <p><u>PEDIATRIC DOSAGE:</u></p> <ul style="list-style-type: none">* 0.5-1 g/kg mixed with glass of water to form slurry. | <p><u>PRECAUTIONS:</u></p> <ul style="list-style-type: none">* Aspiration may cause pneumonitis. <p><u>SIDE EFFECTS:</u></p> <ul style="list-style-type: none">* Nausea, vomiting, constipation, diarrhea. |
| <p><u>REFERENCED PROTOCOL(S):</u></p> <ul style="list-style-type: none">* 4-140 Poisoning / Overdose | |



7-30 Adenosine (Adenocard)

| | |
|---|---|
| <p>Advanced Life Support</p> <p><u>CLASS:</u></p> <ul style="list-style-type: none">* Antiarrhythmic. <p><u>ACTION:</u></p> <ul style="list-style-type: none">* Slows AV conduction. <p><u>ROUTE:</u></p> <ul style="list-style-type: none">* IV/IO slam followed by rapid flush. | <p><u>INDICATIONS:</u></p> <ul style="list-style-type: none">* Symptomatic PSVT. <p><u>CONTRAINDICATIONS:</u></p> <ul style="list-style-type: none">* 2nd or 3rd degree heart block. Sick sinus syndrome. Drug-induced tachycardia. |
| <p><u>ADULT DOSAGE</u> (>50 kg):</p> <ul style="list-style-type: none">* 6 mg.* If ineffective, second and/or third dose at 12 mg. <p><u>PEDIATRIC DOSAGE</u> (<50 kg):</p> <ul style="list-style-type: none">* 0.1 mg/kg (max 6 mg/dose).* If ineffective, second and/or third dose at 0.2 mg/kg (max 12 mg/dose). | <p><u>PRECAUTIONS:</u></p> <ul style="list-style-type: none">* Arrhythmias, including blocks, are common at the time of cardioversion. Use caution in patients with asthma. <p><u>SIDE EFFECTS:</u></p> <ul style="list-style-type: none">* Flushing, headache, shortness of breath, dizziness, nausea, sense of impending doom, chest pressure, numbness. May be a brief episode of asystole after administration. |
| <p><u>REFERENCED PROTOCOL(S):</u></p> <ul style="list-style-type: none">* 2-20 Atrial Fibrillation (A-Fib) / Atrial Flutter - CALL FOR ORDERS* 2-80 Tachycardia, Narrow Stable* 2-90 Tachycardia, Narrow Unstable | |



7-40 Albuterol (Proventil, Ventolin)

| | |
|---|---|
| <p>Advanced Life Support</p> <p><u>CLASS:</u></p> <ul style="list-style-type: none">* Beta-2 selective sympathomimetic. <p><u>ACTION:</u></p> <ul style="list-style-type: none">* Binds and stimulates beta-2 receptors, resulting in relaxation of bronchial smooth muscle. <p><u>ROUTE:</u></p> <ul style="list-style-type: none">* Nebulizer. | <p><u>INDICATIONS:</u></p> <ul style="list-style-type: none">* Asthma. Reversible bronchospasm associated with COPD. <p><u>CONTRAINDICATIONS:</u></p> <ul style="list-style-type: none">* Angioedema. |
| <p><u>ADULT DOSAGE:</u></p> <ul style="list-style-type: none">* 2.5 mg in 2.5 ml normal saline over 5-15 min nebulized. <p><u>PEDIATRIC DOSAGE:</u></p> <ul style="list-style-type: none">* 2.5 mg in 2.5 ml normal saline over 5-15 min nebulized. | <p><u>PRECAUTIONS:</u></p> <ul style="list-style-type: none">* Blood pressure, pulse, and EKG should be monitored. Use caution in patients with known heart disease. <p><u>SIDE EFFECTS:</u></p> <ul style="list-style-type: none">* Palpitations, anxiety, headache, dizziness, sweating, hyperglycemia, hypokalemia, insomnia, tachycardia, nausea, vomiting, throat irritation, dry mouth, epistaxis, hypertension, dyspepsia, and paradoxical bronchospasm. |
| <p><u>REFERENCED PROTOCOL(S):</u></p> <ul style="list-style-type: none">* 4-20 Anaphylaxis / Allergic Reaction* 4-30 Asthma* 4-60 Chronic Obstructive Pulmonary Disease (COPD)* 4-70 Congestive Heart Failure (CHF) | |



7-50 Amiodarone (Cordarone)

| | |
|---|---|
| <p>Advanced Life Support</p> <p><u>CLASS:</u></p> <ul style="list-style-type: none"> * Class III antiarrhythmic. <p><u>ACTION:</u></p> <ul style="list-style-type: none"> * Sodium, calcium, and potassium channel blocker. Prolongs intranodal conduction. Prolongs refractoriness of the AV node. <p><u>ROUTE:</u></p> <ul style="list-style-type: none"> * IV/IO | <p><u>INDICATIONS:</u></p> <ul style="list-style-type: none"> * V-Fib, V-Tach, narrow complex tachycardia. Second-line agent for atrial arrhythmias. <p><u>CONTRAINDICATIONS:</u></p> <ul style="list-style-type: none"> * Cardiogenic shock. Sinus bradycardia. 2nd or 3rd degree AV block. Sick sinus syndrome. Sensitivity to benzyl alcohol and iodine. |
| <p><u>ADULT DOSAGE:</u></p> <ul style="list-style-type: none"> * V-Fib/Pulseless V-Tach: 300 mg initial, 150 mg recurrent. * Narrow complex tachycardia: 150 mg in 100 ml D5W over 10 min. <p><u>PEDIATRIC DOSAGE:</u></p> <ul style="list-style-type: none"> * 5 mg/kg up (max 300 mg/dose) may repeat to a total of 15 mg/kg max. | <p><u>PRECAUTIONS:</u></p> <ul style="list-style-type: none"> * Proarrhythmic with concurrent antiarrhythmic meds. Consider slower administration on patients with hepatic or renal dysfunction. May prolong QT interval. <p><u>SIDE EFFECTS:</u></p> <ul style="list-style-type: none"> * Hypotension, bradycardia (slow down the rate of infusion). <p><u>ANTIDOTE:</u></p> <ul style="list-style-type: none"> * Calcium chloride, glucagon. |
| <p><u>REFERENCED PROTOCOL(S):</u></p> <ul style="list-style-type: none"> * 2-20 Atrial Fibrillation (A-Fib) / Atrial Flutter * 2-80 Tachycardia, Narrow Stable * 2-100 Tachycardia, Wide Stable * 2-110 Tachycardia, Wide Unstable - CALL FOR ORDERS * 2-130 Ventricular Ectopy - CALL FOR ORDERS * 2-140 Ventricular Fibrillation (V-Fib / V-Tach) | |



7-60 Aspirin

| | |
|---|--|
| <p>Basic Life Support</p> <p><u>CLASS:</u></p> <ul style="list-style-type: none">* Platelet inhibitor. Anti-inflammatory. Analgesic. <p><u>ACTION:</u></p> <ul style="list-style-type: none">* Prevents formation of thromboxane A2. Blocks platelet aggregation. <p><u>ROUTE:</u></p> <ul style="list-style-type: none">* PO. | <p><u>INDICATIONS:</u></p> <ul style="list-style-type: none">* New chest pain suggestive of AMI. Fever, inflammation, angina, acute MI. <p><u>CONTRAINDICATIONS:</u></p> <ul style="list-style-type: none">* Asthma, GI bleeding, active ulcer disease, hemorrhagic stroke, bleeding disorders, children with chickenpox or flu-like symptoms. |
| <p><u>ADULT DOSAGE:</u></p> <ul style="list-style-type: none">* Chew 324 mg (four 81 mg “baby aspirin”). <p><u>PEDIATRIC DOSAGE:</u></p> <ul style="list-style-type: none">* Not indicated. | <p><u>PRECAUTIONS:</u></p> <ul style="list-style-type: none">* GI bleeding and upset stomach, trauma, decreased LOC of unknown origin. <p><u>SIDE EFFECTS:</u></p> <ul style="list-style-type: none">* Heartburn, nausea, vomiting, wheezing, anaphylaxis, angioedema, bronchospasm, bleeding, stomach irritation. |
| <p><u>REFERENCED PROTOCOL(S):</u></p> <ul style="list-style-type: none">* 2-50 Chest Discomfort (Cardiac) | |



7-70 Ativan (Lorazepam)

| | |
|--|--|
| <p>Advanced Life Support</p> <p><u>CLASS:</u></p> <ul style="list-style-type: none"> * Benzodiazepine. <p><u>ACTION:</u></p> <ul style="list-style-type: none"> * Anticonvulsant. Skeletal muscle relaxant. Sedative. Binds to benzodiazepine receptor and enhances effects of GABA. <p><u>ROUTE:</u></p> <ul style="list-style-type: none"> * IV/IM/PR. | <p><u>INDICATIONS:</u></p> <ul style="list-style-type: none"> * Where Valium is indicated and not available. Generalized seizures. Status epilepticus. Premedication before cardioversion. Acute anxiety. <p><u>CONTRAINDICATIONS:</u></p> <ul style="list-style-type: none"> * Pregnancy and nursing. Sensitivity to benzodiazepines, polyethylene glycol, benzyl alcohol. COPD. Shock. Coma. Closed angle glaucoma. |
| <p><u>ADULT DOSAGE:</u></p> <ul style="list-style-type: none"> * Status epilepticus: 4 mg may be repeated once in 10 min. * Acute anxiety: 2-4 mg. * Premedication before cardioversion: 2 mg. <p><u>PEDIATRIC DOSAGE:</u></p> <ul style="list-style-type: none"> * Status epilepticus: 0.1 mg/kg (max 2 mg/dose). * Cardioversion: 0.05 mg/kg (max 2 mg). | <p><u>PRECAUTIONS:</u></p> <ul style="list-style-type: none"> * Depressive disorders. Psychosis. Acute alcohol intoxication. Renal or hepatic impairment. Organic brain syndrome. Myasthenia gravis. Suicidal tendencies. GI disorders. Elderly or debilitated. Limited pulmonary reserve. <p><u>SIDE EFFECTS:</u></p> <ul style="list-style-type: none"> * Apnea, nausea, vomiting, drowsiness, restlessness, delirium, anterior grade amnesia, weakness, unsteadiness, depression, sleep disturbances, confusion, hallucinations, hypertension, hypotension, blurred vision, abdominal discomfort. <p><u>ANTIDOTE:</u></p> <ul style="list-style-type: none"> * Flumazenil (Romazicon). |
| <p><u>REFERENCED PROTOCOL(S):</u></p> <ul style="list-style-type: none"> * 2-20 Atrial Fibrillation (A-Fib) / Atrial Flutter - CALL FOR ORDERS * 2-40 Bradycardia * 2-60 Post Resuscitative Care * 2-80 Tachycardia, Narrow Stable - CALL FOR ORDERS * 2-90 Tachycardia, Narrow Unstable * 2-100 Tachycardia, Wide Stable - CALL FOR ORDERS * 2-110 Tachycardia, Wide Unstable * 2-120 Torsades de Pointes * 3-20 Heat Exhaustion / Heat Stroke * 4-10 Abdominal Pain / Nausea - CALL FOR ORDERS * 4-40 Behavioral / Psychiatric * 4-170 Seizures * 6-50 Control of Pain - CALL FOR ORDERS * 6-110 Rapid Sequence Intubation (RSI) - CALL FOR ORDERS | |



7-80 Atropine

| | |
|---|--|
| <p>Advanced Life Support</p> <p><u>CLASS:</u></p> <ul style="list-style-type: none">* Parasympatholytic (anticholinergic). <p><u>ACTION:</u></p> <ul style="list-style-type: none">* Competes with acetylcholine at the site of muscarinic receptor. Increases heart rate. Decreases gastrointestinal secretions. <p><u>ROUTE:</u></p> <ul style="list-style-type: none">* IV/IO. ET at twice the dose. | <p><u>INDICATIONS:</u></p> <ul style="list-style-type: none">* Asystole or PEA. Bradycardia. Hypotension secondary to bradycardia. Organophosphate poisoning. RSI of pediatrics under 10 or any bradycardic patients. Nerve agent exposure. <p><u>CONTRAINDICATIONS:</u></p> <ul style="list-style-type: none">* None when used in emergency situations. |
| <p><u>ADULT DOSAGE:</u></p> <ul style="list-style-type: none">* Asystole/PEA: 1 mg every 3-5 min (max 3 mg).* Bradycardia: 0.5 mg every 5 min (max 3 mg).* Organophosphate poisoning: 2-5 mg. <p><u>PEDIATRIC DOSAGE:</u></p> <ul style="list-style-type: none">* Asystole/PEA: 1 mg every 3-5 min (max 3 mg).* Bradycardia: 0.02 mg/kg (min 0.1 mg, max 0.5 mg per dose) (max 1 mg).* Organophosphate poisoning: 0.05 mg/kg.* Head trauma: 0.02 mg/kg (min 0.1 mg). | <p><u>PRECAUTIONS:</u></p> <ul style="list-style-type: none">* Tachycardia. Hypertension. May cause paradoxical bradycardia if dose is too low or administered too slowly. <p><u>SIDE EFFECTS:</u></p> <ul style="list-style-type: none">* Palpitations and tachycardia. Headache, dizziness, and anxiety. Dry mouth, pupillary dilation, and blurred vision. Urinary retention (especially older males). Hot skin temperature. Intense facial flushing. Restlessness. |
| <p><u>REFERENCED PROTOCOL(S):</u></p> <ul style="list-style-type: none">* 2-10 Asystole* 2-40 Bradycardia* 2-70 Pulseless Electrical Activity (PEA)* 4-140 Poisoning / Overdose* 5-70 Head Trauma* 6-110 Rapid Sequence Intubation (RSI) - CALL FOR ORDERS | |



7-90 Benadryl (Diphenhydramine)

| | |
|--|---|
| <p>Advanced Life Support</p> <p><u>CLASS:</u></p> <ul style="list-style-type: none">* Antihistamine. <p><u>ACTION:</u></p> <ul style="list-style-type: none">* Blocks H1 histamine receptors. Has some sedative effects. <p><u>ROUTE:</u></p> <ul style="list-style-type: none">* IV/IO/IM. | <p><u>INDICATIONS:</u></p> <ul style="list-style-type: none">* Anaphylaxis. Allergic reactions. Dystonic reactions due to phenothiazines. Extra Pyramidal Symptoms (EPS) (see Compazine). <p><u>CONTRAINDICATIONS:</u></p> <ul style="list-style-type: none">* Asthma. Nursing mothers. |
| <p><u>ADULT DOSAGE:</u></p> <ul style="list-style-type: none">* 25-50 mg. <p><u>PEDIATRIC DOSAGE:</u></p> <ul style="list-style-type: none">* 1.25 mg/kg. | <p><u>PRECAUTIONS:</u></p> <ul style="list-style-type: none">* Hypotension. <p><u>SIDE EFFECTS:</u></p> <ul style="list-style-type: none">* Sedation. Dries bronchial secretions. Blurred vision. Headache. Palpitations. Dizziness, excitability, wheezing, thickening of bronchial secretions, chest tightness, hypotension, dry mouth, nausea, vomiting, diarrhea. |
| <p><u>REFERENCED PROTOCOL(S):</u></p> <ul style="list-style-type: none">* 4-20 Anaphylaxis / Allergic Reaction* 4-40 Behavioral / Psychiatric | |



7-100 Calcium Chloride - CALL FOR ORDERS

| | |
|--|---|
| <p>Advanced Life Support</p> <p><u>CLASS:</u></p> <ul style="list-style-type: none">* Electrolyte. <p><u>ACTION:</u></p> <ul style="list-style-type: none">* Increases cardiac contractility. <p><u>ROUTE:</u></p> <ul style="list-style-type: none">* IV/IO. | <p><u>INDICATIONS:</u></p> <ul style="list-style-type: none">* Hyperkalemia, hypocalcemia. Calcium channel blocker overdose (Verapamil, Nifedipine). Abdominal muscle cramping associated with spider bite. Antidote for magnesium sulfate. <p><u>CONTRAINDICATIONS:</u></p> <ul style="list-style-type: none">* Patients on digitalis. |
| <p><u>ADULT DOSAGE:</u></p> <ul style="list-style-type: none">* Contact medical control. <p><u>PEDIATRIC DOSAGE:</u></p> <ul style="list-style-type: none">* Contact medical control. | <p><u>PRECAUTIONS:</u></p> <ul style="list-style-type: none">* IV line should be flushed between calcium chloride and sodium bicarbonate administration. <p><u>SIDE EFFECTS:</u></p> <ul style="list-style-type: none">* Arrhythmias (bradycardia and asystole), and hypotension. |
| <p><u>REFERENCED PROTOCOL(S):</u></p> <ul style="list-style-type: none">* 4-140 Poisoning / Overdose - CALL FOR ORDERS | |



7-110 Captopril (Capoten) - CALL FOR ORDERS

| | |
|--|---|
| <p>Advanced Life Support</p> <p><u>CLASS:</u></p> <ul style="list-style-type: none">* ACE inhibitor. <p><u>ACTION:</u></p> <ul style="list-style-type: none">* Competitive inhibitor of Angiotension Converting Enzyme (ACE). <p><u>ROUTE:</u></p> <ul style="list-style-type: none">* SL | <p><u>INDICATIONS:</u></p> <ul style="list-style-type: none">* Heart failure, left ventricular dysfunction after MI, hypertension. <p><u>CONTRAINDICATIONS:</u></p> <ul style="list-style-type: none">* Hypersensitivity to any ACE inhibitor. |
| <p><u>ADULT DOSAGE:</u></p> <ul style="list-style-type: none">* SBP >110: 25 mg.* SBP 90-110: 12.5 mg. <p><u>PEDIATRIC DOSAGE:</u></p> <ul style="list-style-type: none">* Not indicated. | <p><u>PRECAUTIONS:</u></p> <ul style="list-style-type: none">* May cause hyperkalemia, especially in patients with renal deficiency. Aortic stenosis, bilateral renal artery stenosis, hypertrophic obstructive cardiomyopathy, pericardial tamponade, elevated serum potassium levels, acute kidney failure. <p><u>SIDE EFFECTS:</u></p> <ul style="list-style-type: none">* Hypotension, angioedema, headache, dizziness, fatigue, depression, chest pain, palpitations, cough, dyspnea, nausea, vomiting, rash, pruritus, renal failure. |
| <p><u>REFERENCED PROTOCOL(S):</u></p> <ul style="list-style-type: none">* Not in current protocols. | |



7-120 Cardizem (Diltiazem)

| | |
|---|--|
| <p>Advanced Life Support</p> <p><u>CLASS:</u></p> <ul style="list-style-type: none"> * Calcium channel blocker. <p><u>ACTION:</u></p> <ul style="list-style-type: none"> * Slows conduction through the AV node. <p><u>ROUTE:</u></p> <ul style="list-style-type: none"> * IV/IO. | <p><u>INDICATIONS:</u></p> <ul style="list-style-type: none"> * PSVT. Atrial fibrillation with rapid ventricular response. Atrial flutter with rapid response. <p><u>CONTRAINDICATIONS:</u></p> <ul style="list-style-type: none"> * Heart blocks. Conduction disturbances. WPW. Congestive heart failure (pulmonary edema). Hypotension. |
| <p><u>ADULT DOSAGE:</u></p> <ul style="list-style-type: none"> * 0.25 mg/kg (max 20 mg) over 2 min. * May repeat at 0.35 mg/kg (max 25 mg) after 15 min. * Infusion at 5-15 mg/hr. <p><u>PEDIATRIC DOSAGE:</u></p> <ul style="list-style-type: none"> * CALL FOR ORDERS | <p><u>PRECAUTIONS:</u></p> <ul style="list-style-type: none"> * Hypotension. Should not be used in patients receiving IV beta-blockers. <p><u>SIDE EFFECTS:</u></p> <ul style="list-style-type: none"> * Nausea, vomiting, hypotension, dizziness, bradycardia, flushing, headache, heart block, cardiac arrest. <p><u>ANTIDOTE:</u></p> <ul style="list-style-type: none"> * Calcium chloride, glucagon. |
| <p><u>REFERENCED PROTOCOL(S):</u></p> <ul style="list-style-type: none"> * 2-20 Atrial Fibrillation (A-Fib) / Atrial Flutter * 2-80 Tachycardia, Narrow Stable | |



7-130 Compazine (Prochlorperazine) - CALL FOR ORDERS

| | |
|--|---|
| <p>Advanced Life Support</p> <p><u>CLASS:</u></p> <ul style="list-style-type: none">* Phenothiazine antiemetic. <p><u>ACTION:</u></p> <ul style="list-style-type: none">* Antiemetic. <p><u>ROUTE:</u></p> <ul style="list-style-type: none">* IV/IO. | <p><u>INDICATIONS:</u></p> <ul style="list-style-type: none">* Nausea and vomiting. <p><u>CONTRAINDICATIONS:</u></p> <ul style="list-style-type: none">* Comatose patients who have received a large amount of depressants (including alcohol). |
| <p><u>ADULT DOSAGE:</u></p> <ul style="list-style-type: none">* 5-10 mg over 2 min. Each 5 mg must be diluted in 10 ml of NS. <p><u>PEDIATRIC DOSAGE:</u></p> <ul style="list-style-type: none">* Not indicated. | <p><u>PRECAUTIONS:</u></p> <ul style="list-style-type: none">* Possible EPS (dystonic reactions). Have benadryl ready in cases of EPS. <p><u>SIDE EFFECTS:</u></p> <ul style="list-style-type: none">* May impair mental and physical ability, drowsiness, hypotension. <p><u>EXTRA-PYRAMIDAL SYMPTOMS (EPS):</u></p> <ul style="list-style-type: none">* Movement disorder such as inability to move or restlessness may be a side effect. Treat with BENADRYL 25mg IV/IO. |
| <p><u>REFERENCED PROTOCOL(S):</u></p> <ul style="list-style-type: none">* Not in current protocols. | |



7-135 Cyanokit (Hydroxocobalamin)

| | |
|--|--|
| <p>Advanced Life Support</p> <p><u>CLASS:</u></p> <ul style="list-style-type: none">* Antidote. <p><u>ACTION:</u></p> <ul style="list-style-type: none">* Cyanide ion binder. <p><u>ROUTE:</u></p> <ul style="list-style-type: none">* IV/IO. | <p><u>INDICATIONS:</u></p> <ul style="list-style-type: none">* Known or suspected cyanide poisoning. Altered mental status following exposure to smoke in confined space. <p><u>CONTRAINDICATIONS:</u></p> <ul style="list-style-type: none">* None. |
| <p><u>ADULT DOSAGE:</u></p> <ul style="list-style-type: none">* 5 g IV/IO over 15 min. <p><u>PEDIATRIC DOSAGE:</u></p> <ul style="list-style-type: none">* 70 mg/kg IV/IO over 15 min (max 5 g total). | <p><u>PRECAUTIONS:</u></p> <ul style="list-style-type: none">* Substantial increases in blood pressure may occur following cyanokit therapy. Based on animal studies, may cause fetal harm, however, treatment may be lifesaving. <p><u>SIDE EFFECTS:</u></p> <ul style="list-style-type: none">* Transient chromaturia, erythema, rash, increased blood pressure, nausea, headache. |
| <p><u>REFERENCED PROTOCOL(S):</u></p> <ul style="list-style-type: none">* 4-140 Poisoning / Overdose | |



7-140 Decadron (Dexamethasone)

| | |
|---|---|
| <p>Advanced Life Support</p> <p><u>CLASS:</u></p> <ul style="list-style-type: none">* Steroid. <p><u>ACTION:</u></p> <ul style="list-style-type: none">* Anti-inflammatory. Reduces inflammation and immune response. <p><u>ROUTE:</u></p> <ul style="list-style-type: none">* Inhalation via nebulizer. | <p><u>INDICATIONS:</u></p> <ul style="list-style-type: none">* Asthma. Adrenal insufficiency. <p><u>CONTRAINDICATIONS:</u></p> <ul style="list-style-type: none">* Fungal infections. |
| <p><u>ADULT DOSAGE:</u></p> <ul style="list-style-type: none">* 12-16 mg (once). <p><u>PEDIATRIC DOSAGE:</u></p> <ul style="list-style-type: none">* 0.6 mg/kg (max 12 mg). | <p><u>PRECAUTIONS:</u></p> <ul style="list-style-type: none">* None in emergency setting. <p><u>SIDE EFFECTS:</u></p> <ul style="list-style-type: none">* Nausea, vomiting, headache, vertigo, anxiety, hypokalemia, hyperglycemia, tremors, hypertension, immunosuppression. |
| <p><u>REFERENCED PROTOCOL(S):</u></p> <ul style="list-style-type: none">* 4-30 Asthma* 4-80 Croup | |



7-150 Dextrose

| | |
|--|--|
| <p>Advanced Life Support</p> <p><u>CLASS:</u></p> <ul style="list-style-type: none">* Carbohydrate. <p><u>ACTION:</u></p> <ul style="list-style-type: none">* Elevates blood glucose level rapidly. <p><u>ROUTE:</u></p> <ul style="list-style-type: none">* IV/IO. | <p><u>INDICATIONS:</u></p> <ul style="list-style-type: none">* Hypoglycemia as indicated by glucometry. <p><u>CONTRAINDICATIONS:</u></p> <ul style="list-style-type: none">* Intracranial hemorrhage. |
| <p><u>ADULT DOSAGE:</u></p> <ul style="list-style-type: none">* D50W, D25W, or D10W 25 g. <p><u>PEDIATRIC DOSAGE:</u></p> <ul style="list-style-type: none">* D25W 0.5-1 g/kg.<ul style="list-style-type: none">* 5 ml D50W + 5 ml NS = 2.5 g D25W. <p><u>NEONATE DOSAGE:</u></p> <ul style="list-style-type: none">* D10W 0.5-1 g/kg.<ul style="list-style-type: none">* 2 ml D50W + 8 ml NS = 1 g D10W. | <p><u>PRECAUTIONS:</u></p> <ul style="list-style-type: none">* Blood sample should be drawn before administering D50W. <p><u>SIDE EFFECTS:</u></p> <ul style="list-style-type: none">* Local venous irritation. Hyperglycemia, warmth, thrombosis. |
| <p><u>REFERENCED PROTOCOL(S):</u></p> <ul style="list-style-type: none">* 2-100 Tachycardia, Wide Stable* 2-110 Tachycardia, Wide Unstable* 2-120 Torsades de Pointes* 2-150 Wolff-Parkinson-White (WPW)* 4-120 Hypoglycemia* 7-50 Amiodarone (Cordarone)* 7-490 Procainamide (Pronestyl) | |



7-160 Dilaudid (Hydromorphone) - CALL FOR ORDERS

| | |
|--|--|
| <p>Advanced Life Support</p> <p><u>CLASS:</u></p> <ul style="list-style-type: none">* Narcotic analgesic. <p><u>ACTION:</u></p> <ul style="list-style-type: none">* Analgesia and sedation. CNS depressant. Decreased sensitivity to pain. <p><u>ROUTE:</u></p> <ul style="list-style-type: none">* IV/IM/IO. | <p><u>INDICATIONS:</u></p> <ul style="list-style-type: none">* Severe pain. <p><u>CONTRAINDICATIONS:</u></p> <ul style="list-style-type: none">* Hypersensitivity. |
| <p><u>ADULT DOSAGE:</u></p> <ul style="list-style-type: none">* 1-2 mg (max 2 mg) in 0.5 mg increments. <p><u>PEDIATRIC DOSAGE:</u></p> <ul style="list-style-type: none">* Not indicated. | <p><u>PRECAUTIONS:</u></p> <ul style="list-style-type: none">* Respiratory depression may last longer than analgesia. <p><u>SIDE EFFECTS:</u></p> <ul style="list-style-type: none">* Bradycardia, respiratory depression, euphoria. <p><u>ANTIDOTE:</u></p> <ul style="list-style-type: none">* Narcan. |
| <p><u>REFERENCED PROTOCOL(S):</u></p> <ul style="list-style-type: none">* Not in current protocols. | |



7-170 Dopamine (Intropin)

| | |
|---|--|
| <p>Advanced Life Support</p> <p><u>CLASS:</u></p> <ul style="list-style-type: none">* Sympathomimetic. <p><u>ACTION:</u></p> <ul style="list-style-type: none">* Stimulates alpha and beta adrenergic receptors. Increases cardiac contractility. Causes peripheral vasoconstriction. <p><u>ROUTE:</u></p> <ul style="list-style-type: none">* IV/IO. | <p><u>INDICATIONS:</u></p> <ul style="list-style-type: none">* Cardiogenic shock. Hypovolemic shock (only after complete fluid resuscitation). Bradycardia unresponsive to atropine. <p><u>CONTRAINDICATIONS:</u></p> <ul style="list-style-type: none">* Hypovolemic shock where complete fluid resuscitation has not occurred. Severe tachyarrhythmias. Ventricular fibrillation or ventricular arrhythmias. |
| <p><u>ADULT DOSAGE:</u></p> <ul style="list-style-type: none">* Beta effects (increased rate, contractility): 5-10 mcg/kg/min.* Alpha effects (vasoconstriction): 10-20 mcg/kg/min.* COLORADO DOWN AND DIRTY DOPAMINE DOSE: With 1600mg/ml mixture only. [(patient's weight in pounds) / (10)] - (2) = (ml/hr for 5mcg/kg/min) <p><u>PEDIATRIC DOSAGE:</u></p> <ul style="list-style-type: none">* 5-20 mcg/kg/min. Mix 6 mg/kg with enough D5W to make 100 ml - CALL FOR ORDERS. | <p><u>PRECAUTIONS:</u></p> <ul style="list-style-type: none">* Ventricular irritability. <p><u>SIDE EFFECTS:</u></p> <ul style="list-style-type: none">* Ventricular tachyarrhythmias. Hypertension. Angina, dyspnea, headache, nausea, vomiting. <p><u>ANTIDOTE:</u></p> <ul style="list-style-type: none">* Rigitine. |
| <p><u>REFERENCED PROTOCOL(S):</u></p> <ul style="list-style-type: none">* 2-40 Bradycardia* 2-60 Post Resuscitative Care* 4-70 Congestive Heart Failure (CHF) | |



7-180 Duoneb (Ipratropium + Albuterol, Combivent)

| | |
|--|--|
| <p>Advanced Life Support</p> <p><u>CLASS:</u></p> <ul style="list-style-type: none"> * Beta adrenergic. Anticholinergic. <p><u>ACTION:</u></p> <ul style="list-style-type: none"> * Binds and stimulates beta-2 receptors, resulting in relaxation of bronchial smooth muscle, and antagonizes the acetylcholine receptor, producing bronchodilation. <p><u>ROUTE:</u></p> <ul style="list-style-type: none"> * Nebulized. | <p><u>INDICATIONS:</u></p> <ul style="list-style-type: none"> * Bronchoconstriction refractory to albuterol. <p><u>CONTRAINDICATIONS:</u></p> <ul style="list-style-type: none"> * Hypersensitivity to Ipratropium, Albuterol, or Atropine. Allergy to soybeans or peanuts. Closed angle glaucoma, bladder neck obstruction, and prostatic hypertrophy. |
| <p><u>ADULT DOSAGE:</u></p> <ul style="list-style-type: none"> * 3 ml = 0.5 mg Ipratropium + 2.5 mg Albuterol (max 1 dose). <p><u>PEDIATRIC DOSAGE:</u></p> <ul style="list-style-type: none"> * 3 ml = 0.25 mg Ipratropium + 2.5 mg Albuterol (max 1 dose). | <p><u>PRECAUTIONS:</u></p> <ul style="list-style-type: none"> * Blood pressure, pulse, and EKG should be monitored. Use caution in patients with known heart disease. May cause paradoxical acute bronchospasm. <p><u>SIDE EFFECTS:</u></p> <ul style="list-style-type: none"> * Palpitations, anxiety, headache, dizziness, sweating, tachycardia, cough, nausea, arrhythmias, paradoxical acute bronchospasm. <p><u>ANTIDOTE:</u></p> <ul style="list-style-type: none"> * Physostigmine. |
| <p><u>REFERENCED PROTOCOL(S):</u></p> <ul style="list-style-type: none"> * 4-20 Anaphylaxis / Allergic Reaction * 4-30 Asthma * 4-60 Chronic Obstructive Pulmonary Disease (COPD) * 4-70 Congestive Heart Failure (CHF) | |



7-190 Epinephrine 1:1,000

| | |
|--|---|
| <p>Basic Life Support</p> <ul style="list-style-type: none">* Auto-injector pen indicated if paramedic unavailable. <p>Advanced Life Support</p> <p><u>CLASS:</u></p> <ul style="list-style-type: none">* Sympathomimetic. <p><u>ACTION:</u></p> <ul style="list-style-type: none">* Binds with both alpha and beta receptors. Bronchodilation. <p><u>ROUTE:</u></p> <ul style="list-style-type: none">* SQ/IM/ET. | <p><u>INDICATIONS:</u></p> <ul style="list-style-type: none">* Bronchial asthma. Exacerbation of COPD. Allergic reactions. <p><u>CONTRAINDICATIONS:</u></p> <ul style="list-style-type: none">* Cardiovascular disease. Hypertension. Pregnancy. Patients with tachyarrhythmias. CerebroVascular disease. Diabetes. |
| <p><u>ADULT DOSAGE:</u></p> <ul style="list-style-type: none">* 0.3-0.5 mg (max 1 mg). <p><u>PEDIATRIC DOSAGE:</u></p> <ul style="list-style-type: none">* 0.01 mg/kg (max 0.5 mg).* ET dose where IV access for 1:10,000 concentration unavailable: 0.1 mg/kg. | <p><u>PRECAUTIONS:</u></p> <ul style="list-style-type: none">* Should be protected from light. Blood pressure, pulse and EKG must be constantly monitored. <p><u>SIDE EFFECTS:</u></p> <ul style="list-style-type: none">* Palpitations, tachycardia, anxiousness, headache, tremor, myocardial ischemia in older patients. Anxiety, chest pain, cardiac arrhythmias, hypertension, nausea, vomiting. |
| <p><u>REFERENCED PROTOCOL(S):</u></p> <ul style="list-style-type: none">* 2-10 Asystole* 2-70 Pulseless Electrical Activity (PEA)* 2-140 Ventricular Fibrillation (V-Fib / V-Tach)* 4-20 Anaphylaxis / Allergic Reaction* 4-30 Asthma* 4-80 Croup* 4-130 Neonatal Resuscitation | |



7-200 Epinephrine 1:10,000

| | |
|---|---|
| <p>Advanced Life Support</p> <p><u>CLASS:</u></p> <ul style="list-style-type: none">* Sympathomimetic. <p><u>ACTION:</u></p> <ul style="list-style-type: none">* Binds with both alpha and beta receptors. Increases heart rate. Increases cardiac contractility. Causes bronchodilation. <p><u>ROUTE:</u></p> <ul style="list-style-type: none">* IV/IO. ET: see 1:1,000 concentration. | <p><u>INDICATIONS:</u></p> <ul style="list-style-type: none">* Cardiac arrest. Anaphylactic shock. <p><u>CONTRAINDICATIONS:</u></p> <ul style="list-style-type: none">* None when used in emergency setting. |
| <p><u>ADULT DOSAGE:</u></p> <ul style="list-style-type: none">* Cardiac arrest: 1 mg every 3-5 min.* Bradycardia: 2-10 mcg/min.<ul style="list-style-type: none">* Mix 1 mg in 250 ml NS. 2 mcg/min = 30 ml/hr. 10 mcg/min = 150 ml/hr.* Severe anaphylaxis: 0.3 mg. Consider 05-15 mcg/min. <p><u>PEDIATRIC DOSAGE:</u></p> <ul style="list-style-type: none">* Cardiac arrest: 0.01 mg/kg every 3-5 min.* Bradycardia: 0.01 mg/kg every 3-5 min.* Severe anaphylaxis: 0.1-1 mcg/kg/min. | <p><u>PRECAUTIONS:</u></p> <ul style="list-style-type: none">* Should be protected from light. Can be deactivated by alkaline solutions. <p><u>SIDE EFFECTS:</u></p> <ul style="list-style-type: none">* Tachyarrhythmias. Palpitations. Anxiety, chest pain, hypertension, nausea, vomiting, headache. |
| <p><u>REFERENCED PROTOCOL(S):</u></p> <ul style="list-style-type: none">* 2-10 Asystole* 2-40 Bradycardia* 2-70 Pulseless Electrical Activity (PEA)* 2-140 Ventricular Fibrillation (V-Fib / V-Tach)* 4-20 Anaphylaxis / Allergic Reaction* 4-130 Neonatal Resuscitation | |



7-210 Epinephrine, Racemic

| | |
|--|--|
| <p>Advanced Life Support</p> <p><u>CLASS:</u></p> <ul style="list-style-type: none">* Nonselective alpha and beta agonist. <p><u>ACTION:</u></p> <ul style="list-style-type: none">* Arteriole constriction. Positive inotrope. Positive chronotrope. Bronchial smooth muscle relaxant. Blocks histamine release. Inhibits insulin secretion. Relaxes GI smooth muscle. <p><u>ROUTE:</u></p> <ul style="list-style-type: none">* Nebulizer. | <p><u>INDICATIONS:</u></p> <ul style="list-style-type: none">* Croup with moderate to severe respiratory distress. <p><u>CONTRAINDICATIONS:</u></p> <ul style="list-style-type: none">* Glaucoma, elderly, cardiac disease, hypertension, thyroid disease, diabetes, sensitivity to sulfites. |
| <p><u>ADULT DOSAGE:</u></p> <ul style="list-style-type: none">* 0.5 ml mixed with 3 ml NS. <p><u>PEDIATRIC DOSAGE:</u></p> <ul style="list-style-type: none">* 0.5 ml mixed with 3 ml NS. | <p><u>PRECAUTIONS:</u></p> <ul style="list-style-type: none">* Observe 2-4hrs after administration. <p><u>SIDE EFFECTS:</u></p> <ul style="list-style-type: none">* Palpitations, anxiety, headache, hypertension, nausea, vomiting, arrhythmias, rebound edema. Dizziness, tremor, tachycardia. |
| <p><u>REFERENCED PROTOCOL(S):</u></p> <ul style="list-style-type: none">* 4-80 Croup | |



7-220 Etomidate (Amidate) - CALL FOR ORDERS

| | |
|---|--|
| <p>Advanced Life Support</p> <p><u>CLASS:</u></p> <ul style="list-style-type: none">* Sedative, non-barbiturate hypnotic. <p><u>ACTION:</u></p> <ul style="list-style-type: none">* Unknown GABA-like effects. No analgesic effects. Has few cardiovascular or respiratory effects. Cerebro-protective decreases ICP, IOP. <p><u>ROUTE:</u></p> <ul style="list-style-type: none">* IV/IO. | <p><u>INDICATIONS:</u></p> <ul style="list-style-type: none">* Sedation prior to intubation (RSI). <p><u>CONTRAINDICATIONS:</u></p> <ul style="list-style-type: none">* Hypersensitivity. |
| <p><u>ADULT DOSAGE:</u></p> <ul style="list-style-type: none">* 0.3 mg/kg. <p><u>PEDIATRIC DOSAGE:</u></p> <ul style="list-style-type: none">* 0.3 mg/kg. | <p><u>PRECAUTIONS:</u></p> <ul style="list-style-type: none">* Single dose only. Marked hypotension. Severe asthma. <p><u>SIDE EFFECTS:</u></p> <ul style="list-style-type: none">* Myoclonic skeletal muscle movements. Apnea. Hypertension, hypotension, dysrhythmias. Nausea, vomiting, hiccups, snoring. Adrenal insufficiency, laryngospasm, cardiac arrhythmias. |
| <p><u>REFERENCED PROTOCOL(S):</u></p> <ul style="list-style-type: none">* 6-110 Rapid Sequence Intubation (RSI) - CALL FOR ORDERS | |



7-230 Fentanyl (Sublimaze)

| | |
|---|---|
| <p>Advanced Life Support</p> <p><u>CLASS:</u></p> <ul style="list-style-type: none"> * Narcotic analgesic. <p><u>ACTION:</u></p> <ul style="list-style-type: none"> * Binds to opiate receptors. Analgesia and sedation. Central nervous system depressant. Decreased sensitivity to pain. <p><u>ROUTE:</u></p> <ul style="list-style-type: none"> * IV/IN/IM/IO. | <p><u>INDICATIONS:</u></p> <ul style="list-style-type: none"> * Severe pain. <p><u>CONTRAINDICATIONS:</u></p> <ul style="list-style-type: none"> * Hypersensitivity. |
| <p><u>ADULT DOSAGE:</u></p> <ul style="list-style-type: none"> * 50-100 mcg every 5-20 min PRN for pain (max 300 mcg). <p><u>PEDIATRIC DOSAGE:</u></p> <ul style="list-style-type: none"> * 0.5-2 mcg/kg. | <p><u>PRECAUTIONS:</u></p> <ul style="list-style-type: none"> * Respiratory depression may last longer than the analgesic effects. Narcan should be available. Give slowly, rapid injection could cause rigid chest syndrome. Use with caution in traumatic brain injury. <p><u>SIDE EFFECTS:</u></p> <ul style="list-style-type: none"> * Bradycardia, respiratory depression, euphoria. Hypotension, nausea, vomiting, dizziness, sedation, bradycardia, tachycardia, palpitations, hypertension, diaphoresis, syncope. <p><u>ANTIDOTE:</u></p> <ul style="list-style-type: none"> * Narcan. |
| <p><u>REFERENCED PROTOCOL(S):</u></p> <ul style="list-style-type: none"> * 2-20 Atrial Fibrillation (A-Fib) / Atrial Flutter - CALL FOR ORDERS * 2-40 Bradycardia * 2-60 Post Resuscitative Care * 2-80 Tachycardia, Narrow Stable - CALL FOR ORDERS * 2-90 Tachycardia, Narrow Unstable * 2-100 Tachycardia, Wide Stable - CALL FOR ORDERS * 2-110 Tachycardia, Wide Unstable * 2-120 Torsades de Pointes * 3-30 Hypothermia / Frostbite * 4-10 Abdominal Pain / Nausea * 5-20 Abdominal Trauma * 5-30 Burns * 5-40 Chest Trauma * 5-50 Extremity Trauma * 5-60 Eye Injuries * 5-70 Head Trauma * 5-80 Spinal Trauma * 6-50 Control of Pain * 6-110 Rapid Sequence Intubation (RSI) - CALL FOR ORDERS | |



7-240 Glucagon

| | |
|---|--|
| <p>Advanced Life Support</p> <p><u>CLASS:</u></p> <ul style="list-style-type: none">* Other endocrine/metabolism. <p><u>ACTION:</u></p> <ul style="list-style-type: none">* Converts hepatic glycogen to glucose. <p><u>ROUTE:</u></p> <ul style="list-style-type: none">* IM/SQ/IV/IO. | <p><u>INDICATIONS:</u></p> <ul style="list-style-type: none">* Severe hypoglycemia when unable to establish vascular access. Beta blocker overdose. <p><u>CONTRAINDICATIONS:</u></p> <ul style="list-style-type: none">* Pheochromocytoma. Insulinoma. |
| <p><u>ADULT DOSAGE:</u></p> <ul style="list-style-type: none">* Hypoglycemia: 1 mg. May repeat once after 20 min.* Beta blocker overdose: 2-5 mg. May repeat at 10 mg if bradycardia and hypotension recur. <p><u>PEDIATRIC DOSAGE:</u></p> <ul style="list-style-type: none">* Hypoglycemia: 0.5 mg. May repeat once after 20 min.* Beta blocker overdose: 30-150 mcg/kg (max 5 mg). | <p><u>PRECAUTIONS:</u></p> <ul style="list-style-type: none">* May cause severe rebound hyperglycemia. <p><u>SIDE EFFECTS:</u></p> <ul style="list-style-type: none">* Hypotension. Nausea/vomiting. Urticaria. Respiratory distress. Tachycardia. |
| <p><u>REFERENCED PROTOCOL(S):</u></p> <ul style="list-style-type: none">* 4-120 Hypoglycemia* 4-140 Poisoning / Overdose - CALL FOR ORDERS | |



7-250 Glucose, Oral

| | |
|---|---|
| <p>Basic Life Support</p> <p><u>CLASS:</u></p> <ul style="list-style-type: none">* Carbohydrate. <p><u>ACTION:</u></p> <ul style="list-style-type: none">* Elevates blood sugar levels. <p><u>ROUTE:</u></p> <ul style="list-style-type: none">* PO. | <p><u>INDICATIONS:</u></p> <ul style="list-style-type: none">* Hypoglycemia as indicated by glucometry. <p><u>CONTRAINDICATIONS:</u></p> <ul style="list-style-type: none">* Patients with altered level of consciousness that cannot protect airway. |
| <p><u>ADULT DOSAGE:</u></p> <ul style="list-style-type: none">* One tube (15 g). <p><u>PEDIATRIC DOSAGE:</u></p> <ul style="list-style-type: none">* One tube (15 g). | <p><u>PRECAUTIONS:</u></p> <ul style="list-style-type: none">* If alcohol abuse is suspected, then glucose should be given after 100mg of Thiamine is administered. <p><u>SIDE EFFECTS:</u></p> <ul style="list-style-type: none">* None. |
| <p><u>REFERENCED PROTOCOL(S):</u></p> <ul style="list-style-type: none">* 4-120 Hypoglycemia | |



7-260 Haldol (Haloperidol)

| | |
|--|---|
| <p>Advanced Life Support</p> <p><u>CLASS:</u></p> <ul style="list-style-type: none">* Antipsychotic. <p><u>ACTION:</u></p> <ul style="list-style-type: none">* Competitive postsynaptic dopamine receptor blocker. <p><u>ROUTE:</u></p> <ul style="list-style-type: none">* IV/IM/IO. | <p><u>INDICATIONS:</u></p> <ul style="list-style-type: none">* Agitation, aggressive behavior. <p><u>CONTRAINDICATIONS:</u></p> <ul style="list-style-type: none">* Parkinson's disease, severe CNS depression, or comatose states. |
| <p><u>ADULT DOSAGE:</u></p> <ul style="list-style-type: none">* Mild agitation: 2-5 mg.* Moderate to severe agitation: 5 mg. <p><u>PEDIATRIC DOSAGE:</u></p> <ul style="list-style-type: none">* Not recommended. | <p><u>PRECAUTIONS:</u></p> <ul style="list-style-type: none">* Severe cardiovascular disorders due to possible hypotension. If vasopressor is needed, use norepinephrine. Perform 12-lead EKG after administration to check for prolonged QT. <p><u>SIDE EFFECTS:</u></p> <ul style="list-style-type: none">* EPS syndrome, prolongation of QT. Drowsiness, tardive dyskinesia, hypotension, hypertension, tachycardia, Torsades, de Pointes. |
| <p><u>REFERENCED PROTOCOL(S):</u></p> <ul style="list-style-type: none">* 4-40 Behavioral / Psychiatric | |



7-270 Heparin - CALL FOR ORDERS

| | |
|--|---|
| <p>Advanced Life Support</p> <p><u>CLASS:</u></p> <ul style="list-style-type: none">* Anticoagulant. <p><u>ACTION:</u></p> <ul style="list-style-type: none">* Inhibition of Thrombin. Acts on antithrombin III to reduce ability to clot. <p><u>ROUTE:</u></p> <ul style="list-style-type: none">* IV. | <p><u>INDICATIONS:</u></p> <ul style="list-style-type: none">* New chest pain suggestive of an acute myocardial infarction. Acute pulmonary embolism. Deep venous thrombosis. <p><u>CONTRAINDICATIONS:</u></p> <ul style="list-style-type: none">* Previously given low molecular weight heparin. Dissecting thoracic aortic aneurysm. Peptic ulceration. |
| <p><u>ADULT DOSAGE:</u></p> <ul style="list-style-type: none">* 60 u/kg followed by 12 u/kg/hr (max 4,000 u bolus and 1,000 u/hr). <p><u>PEDIATRIC DOSAGE:</u></p> <ul style="list-style-type: none">* Not indicated. | <p><u>PRECAUTIONS:</u></p> <ul style="list-style-type: none">* Oral anticoagulants. <p><u>SIDE EFFECTS:</u></p> <ul style="list-style-type: none">* Bleeding. <p><u>ANTIDOTE:</u></p> <ul style="list-style-type: none">* Protamine sulfate. |
| <p><u>REFERENCED PROTOCOL(S):</u></p> <ul style="list-style-type: none">* 2-50 Chest Discomfort (Cardiac) - CALL FOR ORDERS | |



7-280 Hydralazine (Apresoline) - CALL FOR ORDERS

| | |
|---|---|
| <p>Advanced Life Support</p> <p><u>CLASS:</u></p> <ul style="list-style-type: none">* Vasodilator. <p><u>ACTION:</u></p> <ul style="list-style-type: none">* Directly dilates peripheral blood vessels. <p><u>ROUTE:</u></p> <ul style="list-style-type: none">* IV/IO/IM. | <p><u>INDICATIONS:</u></p> <ul style="list-style-type: none">* Hypertension associated with preeclampsia and eclampsia. Hypertensive crisis. <p><u>CONTRAINDICATIONS:</u></p> <ul style="list-style-type: none">* Taking diazoxide or MAOIs, coronary artery disease, stroke, angina, aortic aneurysm, and heart disease. |
| <p><u>ADULT DOSAGE:</u></p> <ul style="list-style-type: none">* Preeclampsia and eclampsia: 5-10 mg. Repeat every 20-30 min until SBP <105.* Hypertension: 10-20 mg. <p><u>PEDIATRIC DOSAGE:</u></p> <ul style="list-style-type: none">* Hypertension: 0.1-0.2 mg/kg (max 20 mg). | <p><u>PRECAUTIONS:</u></p> <ul style="list-style-type: none">* May cause reflex tachycardia. <p><u>SIDE EFFECTS:</u></p> <ul style="list-style-type: none">* Headache, angina, flushing, palpitations, tachycardia, anorexia, nausea, vomiting, diarrhea, hypotension, syncope, vasodilation, edema, paresthesias. |
| <p><u>REFERENCED PROTOCOL(S):</u></p> <ul style="list-style-type: none">* 4-110 Hypertensive Crisis - CALL FOR ORDERS | |



7-290 Hydrogen Peroxide - CALL FOR ORDERS

| | |
|---|---|
| <p>Basic Life Support</p> <p><u>CLASS:</u> * Disinfectant.</p> <p><u>ACTION:</u> * NA.</p> <p><u>ROUTE:</u> * Topical.</p> | <p><u>INDICATIONS:</u> * NA.</p> <p><u>CONTRAINDICATIONS:</u> * NA.</p> |
| <p><u>ADULT DOSAGE:</u> * NA.</p> <p><u>PEDIATRIC DOSAGE:</u> * NA.</p> | <p><u>PRECAUTIONS:</u> * NA.</p> <p><u>SIDE EFFECTS:</u> * NA.</p> |
| <p><u>REFERENCED PROTOCOL(S):</u> * Not in current protocols.</p> | |



7-300 Ibuprofen (Pediaprofen)

| | |
|---|--|
| <p>Advanced Life Support</p> <p><u>CLASS:</u></p> <ul style="list-style-type: none">* NSAID. <p><u>ACTION:</u></p> <ul style="list-style-type: none">* Inhibits cyclooxygenase and lipooxygenase and reduces prostaglandin synthesis. <p><u>ROUTE:</u></p> <ul style="list-style-type: none">* PO. | <p><u>INDICATIONS:</u></p> <ul style="list-style-type: none">* Fever >102F. Tylenol has been ineffective and/or administered within last 4hrs. <p><u>CONTRAINDICATIONS:</u></p> <ul style="list-style-type: none">* ASA/NSAID induced asthma. History of GI bleeds. |
| <p><u>ADULT DOSAGE:</u></p> <ul style="list-style-type: none">* Not indicated. <p><u>PEDIATRIC DOSAGE:</u></p> <ul style="list-style-type: none">* 10 mg/kg. | <p><u>PRECAUTIONS:</u></p> <ul style="list-style-type: none">* Caution in hypertension, CHF. <p><u>SIDE EFFECTS:</u></p> <ul style="list-style-type: none">* Anaphylaxis, abdominal pain, nausea, headache, dizziness, rash. |
| <p><u>REFERENCED PROTOCOL(S):</u></p> <ul style="list-style-type: none">* 4-100 Fever | |



7-310 Iodine - CALL FOR ORDERS

| | |
|---|---|
| <p>Basic Life Support</p> <p><u>CLASS:</u> * Disinfectant.</p> <p><u>ACTION:</u> * NA.</p> <p><u>ROUTE:</u> * Topical.</p> | <p><u>INDICATIONS:</u> * NA.</p> <p><u>CONTRAINDICATIONS:</u> * NA.</p> |
| <p><u>ADULT DOSAGE:</u> * NA.</p> <p><u>PEDIATRIC DOSAGE:</u> * NA.</p> | <p><u>PRECAUTIONS:</u> * NA.</p> <p><u>SIDE EFFECTS:</u> * NA.</p> |
| <p><u>REFERENCED PROTOCOL(S):</u> * Not in current protocols.</p> | |



7-320 Ipratropium

| | |
|---|--|
| <p>Advanced Life Support</p> <p><u>CLASS:</u></p> <ul style="list-style-type: none">* Beta adrenergic. <p><u>ACTION:</u></p> <ul style="list-style-type: none">* Binds and stimulates beta-2 receptors, resulting in relaxation of bronchial smooth muscle, producing bronchodilation. <p><u>ROUTE:</u></p> <ul style="list-style-type: none">* Nebulized. | <p><u>INDICATIONS:</u></p> <ul style="list-style-type: none">* Broncho-constriction refractory to albuterol. <p><u>CONTRAINDICATIONS:</u></p> <ul style="list-style-type: none">* Hypersensitivity to Ipratropium, Albuterol, or Atropine. Allergy to soybeans or peanuts. Closed angle glaucoma, bladder neck obstruction, and prostatic hypertrophy. |
| <p><u>ADULT DOSAGE:</u></p> <ul style="list-style-type: none">* 0.5 mg (max 1 dose). <p><u>PEDIATRIC DOSAGE:</u></p> <ul style="list-style-type: none">* 0.25 mg (max 1 dose). | <p><u>PRECAUTIONS:</u></p> <ul style="list-style-type: none">* Blood pressure, pulse, and EKG should be monitored. Use caution in patients with known heart disease. May cause paradoxical acute bronchospasm. <p><u>SIDE EFFECTS:</u></p> <ul style="list-style-type: none">* Palpitations, anxiety, headache, dizziness, sweating, tachycardia, cough, nausea, arrhythmias, paradoxical acute bronchospasm. <p><u>ANTIDOTE:</u></p> <ul style="list-style-type: none">* Physostigmine. |
| <p><u>REFERENCED PROTOCOL(S):</u></p> <ul style="list-style-type: none">* 4-20 Anaphylaxis / Allergic Reaction* 4-30 Asthma* 4-60 Chronic Obstructive Pulmonary Disease (COPD)* 4-70 Congestive Heart Failure (CHF) | |



7-330 Ketamine (Ketalar) - CALL FOR ORDERS

| | |
|--|--|
| <p>Advanced Life Support</p> <p><u>CLASS:</u></p> <ul style="list-style-type: none">* Anesthetic. <p><u>ACTION:</u></p> <ul style="list-style-type: none">* Produces state of anesthesia while maintaining airway reflexes, heart rate, and blood pressure. <p><u>ROUTE:</u></p> <ul style="list-style-type: none">* IV/IO/IM. | <p><u>INDICATIONS:</u></p> <ul style="list-style-type: none">* Pain and anesthesia for procedures of short duration. <p><u>CONTRAINDICATIONS:</u></p> <ul style="list-style-type: none">* Significant hypertension would be hazardous (stroke, head trauma, ICP, MI). |
| <p><u>ADULT DOSAGE:</u></p> <ul style="list-style-type: none">* IV/IO: 1-4.5 mg/kg. Produces anesthesia within 30 sec lasting 5-10 min.* IM: 6.5-13 mg/kg. Produces anesthesia within 3-4 min lasting 12-25 min. <p><u>PEDIATRIC DOSAGE:</u></p> <ul style="list-style-type: none">* IV/IO: 0.5-2 mg. Produces anesthesia within 30 sec lasting 5-10 min.* IM: 3-7 mg. Produces anesthesia within 3-4 min lasting 12-25 min. | <p><u>PRECAUTIONS:</u></p> <ul style="list-style-type: none">* Glaucoma, hypovolemia, dehydration, cardiac disease. <p><u>SIDE EFFECTS:</u></p> <ul style="list-style-type: none">* Emergence phenomena, hypertension, tachycardia, hypotension, bradycardia, arrhythmias, respiratory depression, apnea, laryngospasms, tonic/clonic movements, vomiting. |
| <p><u>REFERENCED PROTOCOL(S):</u></p> <ul style="list-style-type: none">* 6-110 Rapid Sequence Intubation (RSI) - CALL FOR ORDERS | |



7-340 Labetalol (Normadyne) - CALL FOR ORDERS

| | |
|---|---|
| <p>Advanced Life Support</p> <p><u>CLASS:</u></p> <ul style="list-style-type: none">* Antihypertensive. <p><u>ACTION:</u></p> <ul style="list-style-type: none">* Alpha and beta blockade. Binds with alpha-1, beta-1, and beta-2 receptors in vascular smooth muscle. Inhibits strength of heart's contractions and rate. <p><u>ROUTE:</u></p> <ul style="list-style-type: none">* IV/IO. | <p><u>INDICATIONS:</u></p> <ul style="list-style-type: none">* Severe hypertension. <p><u>CONTRAINDICATIONS:</u></p> <ul style="list-style-type: none">* Bronchial asthma, heart block, cardiogenic shock, bradycardia, hypotension. Pulmonary edema, heart failure, sick sinus syndrome. |
| <p><u>ADULT DOSAGE:</u></p> <ul style="list-style-type: none">* 20 mg over 2 min while patient is supine. <p><u>PEDIATRIC DOSAGE:</u></p> <ul style="list-style-type: none">* 0.4-1 mg/kg/hr (max 3 mg/kg/hr). | <p><u>PRECAUTIONS:</u></p> <ul style="list-style-type: none">* Blood pressure should be constantly monitored. Cannot give at the same time with Lasix. <p><u>SIDE EFFECTS:</u></p> <ul style="list-style-type: none">* Dizziness, flushing, nausea, headaches, weakness, postural hypotension. Hypotension, vomiting, bronchospasm, arrhythmia, bradycardia, AV block. <p><u>ANTIDOTE:</u></p> <ul style="list-style-type: none">* Glucagon, epinephrine. |
| <p><u>REFERENCED PROTOCOL(S):</u></p> <ul style="list-style-type: none">* 4-110 Hypertensive Crisis - CALL FOR ORDERS | |



7-350 Lactated Ringers

| | |
|--|--|
| <p>Advanced Life Support</p> <p><u>CLASS:</u></p> <ul style="list-style-type: none">* Crystalloid solution <p><u>ACTION:</u></p> <ul style="list-style-type: none">* NA. <p><u>ROUTE:</u></p> <ul style="list-style-type: none">* IV/IO. | <p><u>INDICATIONS:</u></p> <ul style="list-style-type: none">* Trauma <p><u>CONTRAINDICATIONS:</u></p> <ul style="list-style-type: none">* None. |
| <p><u>ADULT DOSAGE:</u></p> <ul style="list-style-type: none">* 500-1,000 ml for volume replacement. <p><u>PEDIATRIC DOSAGE:</u></p> <ul style="list-style-type: none">* 20 ml/kg for volume replacement (max x3). | <p><u>PRECAUTIONS:</u></p> <ul style="list-style-type: none">* NA. <p><u>SIDE EFFECTS:</u></p> <ul style="list-style-type: none">* Pulmonary Edema |
| <p><u>REFERENCED PROTOCOL(S):</u></p> <ul style="list-style-type: none">* 3-20 Heat Exhaustion / Heat Stroke* 5-20 Abdominal Trauma* 5-30 Burns* 5-40 Chest Trauma* 5-50 Extremity Trauma* 5-70 Head Trauma* 5-80 Spinal Trauma* 5-90 Trauma Arrest | |



7-360 Lasix (Furosemide)

| | |
|---|--|
| <p>Advanced Life Support</p> <p><u>CLASS:</u></p> <ul style="list-style-type: none">* Potent diuretic. <p><u>ACTION:</u></p> <ul style="list-style-type: none">* Inhibits reabsorption of sodium chloride. Promotes prompt diureses. Vasodilation. Decreases absorption of water and increased production of urine. <p><u>ROUTE:</u></p> <ul style="list-style-type: none">* IV/IO/IM. | <p><u>INDICATIONS:</u></p> <ul style="list-style-type: none">* Congestive heart failure. Pulmonary edema. <p><u>CONTRAINDICATIONS:</u></p> <ul style="list-style-type: none">* Pregnancy. Dehydration. |
| <p><u>ADULT DOSAGE:</u></p> <ul style="list-style-type: none">* 40 mg.* If on oral diuretics: Double that prescribed dose and give IV. <p><u>PEDIATRIC DOSAGE:</u></p> <ul style="list-style-type: none">* 1-2 mg/kg. | <p><u>PRECAUTIONS:</u></p> <ul style="list-style-type: none">* Should be protected from light. Dehydration. <p><u>SIDE EFFECTS:</u></p> <ul style="list-style-type: none">* Hypotension. |
| <p><u>REFERENCED PROTOCOL(S):</u></p> <ul style="list-style-type: none">* 4-70 Congestive Heart Failure (CHF) | |



7-370 Lidocaine (Xylocaine)

| | |
|--|---|
| <p>Advanced Life Support</p> <p><u>CLASS:</u></p> <ul style="list-style-type: none"> * Antiarrhythmic. <p><u>ACTION:</u></p> <ul style="list-style-type: none"> * Blocks sodium channels, increasing recovery period after repolarization. Suppresses automaticity in the His-Purkinje system and depolarization in the ventricles. <p><u>ROUTE:</u></p> <ul style="list-style-type: none"> * IV/IO/ET/topical. | <p><u>INDICATIONS:</u></p> <ul style="list-style-type: none"> * Premedication for intubation to help prevent increased ICP. Laryngotracheal anesthesia. RSI of patient with suspected increased ICP. Ventricular arrhythmias when amiodarone is not available. Cardiac arrest from VF/VT. <p><u>CONTRAINDICATIONS:</u></p> <ul style="list-style-type: none"> * High degree heart blocks. PVCs in conjunction with bradycardia. Bleeding. |
| <p><u>ADULT DOSAGE:</u></p> <ul style="list-style-type: none"> * Pulseless VT/VF: 1-1.5 mg/kg repeat at 0.5-0.75 mg/kg every 5-10 min (max 3 mg/kg). * Post-code: 1-4 mg/min (max 300 mg/hr). * Arrhythmias: 0.5-0.75 mg/kg. Maintain at 1-4 mg/min. * Intubation prophylaxis: 1.5 mg/kg. <p><u>PEDIATRIC DOSAGE:</u></p> <ul style="list-style-type: none"> * Pulseless VT/VF: 1 mg/kg (max 100 mg). * Post-code: 20-50 mcg/kg/min. * Arrhythmias: 1 mg/kg. Maintain at 20-50 mcg/min. * Intubation prophylaxis: 1 mg/kg. | <p><u>PRECAUTIONS:</u></p> <ul style="list-style-type: none"> * Monitor for CNS toxicity. Liver disease or >70yrs old: reduce dosage by 50%. Use with caution in bradycardia, hypovolemia, shock, Adams-Stokes, Wolff-Parkinson-White. <p><u>SIDE EFFECTS:</u></p> <ul style="list-style-type: none"> * Anxiety, drowsiness, dizziness, confusion, nausea, vomiting, convulsions, widening of QRS. Arrhythmias, hypotension. |
| <p><u>REFERENCED PROTOCOL(S):</u></p> <ul style="list-style-type: none"> * 2-100 Tachycardia, Wide Stable * 2-130 Ventricular Ectopy - CALL FOR ORDERS * 2-140 Ventricular Fibrillation (V-Fib / V-Tach) * 5-70 Head Trauma | |



7-380 Magnesium Sulfate

| | |
|--|--|
| <p>Advanced Life Support</p> <p><u>CLASS:</u></p> <ul style="list-style-type: none"> * Anticonvulsant. Smooth muscle relaxer. <p><u>ACTION:</u></p> <ul style="list-style-type: none"> * CNS depressant. Cofactor in neurochemical transmission and muscular excitability. Controls seizures by blocking peripheral neuromuscular transmission. Peripheral vasodilator and platelet inhibitor. <p><u>ROUTE:</u></p> <ul style="list-style-type: none"> * IV/IO/IM. | <p><u>INDICATIONS:</u></p> <ul style="list-style-type: none"> * Eclampsia. Refractory V-Fib. Refractory Pulseless V-Tach. Hypomagnesemic. Chronic alcoholism. Torsades de pointes. Asthma refractory to albuterol. <p><u>CONTRAINDICATIONS:</u></p> <ul style="list-style-type: none"> * Heart block. Recent MI. Renal insufficiency or renal failure. GI obstruction. |
| <p><u>ADULT DOSAGE:</u></p> <ul style="list-style-type: none"> * Torsades de Pointes: 1-2 g over 15 min. Followed with 0.5-1 g/hr. * Eclampsia: 4-6 g over 30 min. Followed by 1-2 g/hr. * Status asthmaticus: 2 g over 20 min. <p><u>PEDIATRIC DOSAGE:</u></p> <ul style="list-style-type: none"> * Torsades de Pointes: 25-50 mg/kg over 15 min (max 2 g). * Status asthmaticus: 25-50 mg/kg over 20 min (max 2 g). | <p><u>PRECAUTIONS:</u></p> <ul style="list-style-type: none"> * Digitalis. Hypotension. Magnesium toxicity. <p><u>SIDE EFFECTS:</u></p> <ul style="list-style-type: none"> * Respiratory depression. Drowsiness. <p><u>ANTIDOTE:</u></p> <ul style="list-style-type: none"> * Calcium chloride, glucagon. |
| <p><u>REFERENCED PROTOCOL(S):</u></p> <ul style="list-style-type: none"> * 2-100 Tachycardia, Wide Stable * 2-110 Tachycardia, Wide Unstable * 2-120 Torsades de Pointes * 2-140 Ventricular Fibrillation (V-Fib / V-Tach) * 4-30 Asthma - CALL FOR ORDERS * 4-60 Chronic Obstructive Pulmonary Disease (COPD) - CALL FOR ORDERS * 4-110 Hypertensive Crisis | |



7-390 Morphine Sulfate

| | |
|---|--|
| <p>Advanced Life Support</p> <p><u>CLASS:</u></p> <ul style="list-style-type: none">* Opiate. <p><u>ACTION:</u></p> <ul style="list-style-type: none">* CNS depressant. Causes peripheral vasodilation. Decreases sensitivity to pain. Binds with opioid receptors. Depresses vasomotor centers of brain. Releases histamine. Reduces stimulation of sympathetic nervous system. <p><u>ROUTE:</u></p> <ul style="list-style-type: none">* IV/IO/IM/SQ. | <p><u>INDICATIONS:</u></p> <ul style="list-style-type: none">* Severe pain. <p><u>CONTRAINDICATIONS:</u></p> <ul style="list-style-type: none">* Head injury. Volume depletion. Undiagnosed abdominal pain. |
| <p><u>ADULT DOSAGE:</u></p> <ul style="list-style-type: none">* 2-5 mg (max 10 mg). <p><u>PEDIATRIC DOSAGE:</u></p> <ul style="list-style-type: none">* 0.1-0.2 mg/kg. | <p><u>PRECAUTIONS:</u></p> <ul style="list-style-type: none">* May worsen bradycardia and heart block in patients with acute inferior wall MI. Acute asthma <p><u>SIDE EFFECTS:</u></p> <ul style="list-style-type: none">* Dizziness. ALOC. Respiratory depression. Hypotension. Nausea. Vomiting, lightheadedness, sedation, diaphoresis, euphoria, dysphoria. <p><u>ANTIDOTE:</u></p> <ul style="list-style-type: none">* Narcan. |
| <p><u>REFERENCED PROTOCOL(S):</u></p> <ul style="list-style-type: none">* 2-50 Chest Discomfort (Cardiac)* 3-30 Hypothermia / Frostbite* 4-10 Abdominal Pain / Nausea* 5-20 Abdominal Trauma* 5-30 Burns* 5-40 Chest Trauma* 5-50 Extremity Trauma* 5-60 Eye Injuries* 5-80 Spinal Trauma* 6-50 Control of Pain | |



7-400 Narcan (Naloxone)

| | |
|--|--|
| <p>Advanced Life Support</p> <p><u>CLASS:</u></p> <ul style="list-style-type: none">* Narcotic antagonist. <p><u>ACTION:</u></p> <ul style="list-style-type: none">* Binds to opioid receptor and blocks the effect of narcotics. <p><u>ROUTE:</u></p> <ul style="list-style-type: none">* IV/IO/IN/IM/SQ/ET. | <p><u>INDICATIONS:</u></p> <ul style="list-style-type: none">* Alcoholic coma. Narcotic overdoses of the following: morphine, methadone, dilaudid, heroin, fentanyl, percodan, demerol, tylox, paregoric, tylenol 3, nubain, talwin, stadol, darvon. <p><u>CONTRAINDICATIONS:</u></p> <ul style="list-style-type: none">* Hypersensitivity. |
| <p><u>ADULT DOSAGE:</u></p> <ul style="list-style-type: none">* 0.4 mg (max 2 mg). <p><u>PEDIATRIC DOSAGE:</u></p> <ul style="list-style-type: none">* 0.1 mg/kg. | <p><u>PRECAUTIONS:</u></p> <ul style="list-style-type: none">* May cause withdrawal effects. Short acting, should be augmented every 5min. Monitor airway and ventilatory status. Patients who have gone from a state of somnolence from a narcotic overdose may become wide awake and combative. <p><u>SIDE EFFECTS:</u></p> <ul style="list-style-type: none">* Nausea, vomiting, restlessness, diaphoresis, tachycardia, hypertension, tremulousness, seizures, cardiac arrest, withdrawal. |
| <p><u>REFERENCED PROTOCOL(S):</u></p> <ul style="list-style-type: none">* 4-130 Neonatal Resuscitation* 4-140 Poisoning / Overdose | |



7-410 Neo-Syneprine (Phenylephrine)

| | |
|---|---|
| <p>Advanced Life Support</p> <p><u>CLASS:</u></p> <ul style="list-style-type: none">* Vasoconstrictor (alpha). <p><u>ACTION:</u></p> <ul style="list-style-type: none">* Topical vasoconstriction. <p><u>ROUTE:</u></p> <ul style="list-style-type: none">* Topical. | <p><u>INDICATIONS:</u></p> <ul style="list-style-type: none">* Premedication for nasal intubation to prevent epistaxis. <p><u>CONTRAINDICATIONS:</u></p> <ul style="list-style-type: none">* Hypertension. Thyroid disease. |
| <p><u>ADULT DOSAGE:</u></p> <ul style="list-style-type: none">* 2 sprays in each nare 1-2 min prior to intubation. <p><u>PEDIATRIC DOSAGE:</u></p> <ul style="list-style-type: none">* 2 sprays in each nare 1-2 min prior to intubation. | <p><u>PRECAUTIONS:</u></p> <ul style="list-style-type: none">* Enlarged prostate with dysuria. <p><u>SIDE EFFECTS:</u></p> <ul style="list-style-type: none">* Nasal burning, stinging, sneezing, or increased nasal discharge. |
| <p><u>REFERENCED PROTOCOL(S):</u></p> <ul style="list-style-type: none">* None. | |



7-420 Nitroglycerin (Nitrostat, Nitrolingual)

| | |
|--|--|
| <p>Advanced Life Support</p> <p><u>CLASS:</u></p> <ul style="list-style-type: none"> * Nitrate vasodilator. <p><u>ACTION:</u></p> <ul style="list-style-type: none"> * Smooth muscle relaxant. Dilates coronary and systemic arteries. <p><u>ROUTE:</u></p> <ul style="list-style-type: none"> * SL. | <p><u>INDICATIONS:</u></p> <ul style="list-style-type: none"> * Unstable angina. Acute CHF secondary to AMI. Hypertension. <p><u>CONTRAINDICATIONS:</u></p> <ul style="list-style-type: none"> * Age less than 12yrs. Hypotension. Severe bradycardia or tachycardia. ICP. Patients taking erectile dysfunction medications. |
| <p><u>ADULT DOSAGE:</u></p> <ul style="list-style-type: none"> * 0.4 mg - 1 tablet or 1 spray every 5 min (max 1.2 mg). <p><u>PEDIATRIC DOSAGE:</u></p> <ul style="list-style-type: none"> * Not indicated. | <p><u>PRECAUTIONS:</u></p> <ul style="list-style-type: none"> * Patients with inferior wall MI and right ventricular involvement may have more pronounced hemodynamic response. Must have IV access prior to administration. Monitor blood pressure. Syncope. Drug must be protected from light. Expires quickly once bottle is opened. <p><u>SIDE EFFECTS:</u></p> <ul style="list-style-type: none"> * Headache, dizziness, hypotension. Bradycardia, lightheadedness, flushing. |
| <p><u>REFERENCED PROTOCOL(S):</u></p> <ul style="list-style-type: none"> * 2-50 Chest Discomfort (Cardiac) * 4-70 Congestive Heart Failure (CHF) * 4-110 Hypertensive Crisis - CALL FOR ORDERS | |



7-430 Nitroglycerin Infusion (Tridil)

| | |
|---|---|
| <p>Advanced Life Support</p> <p><u>CLASS:</u></p> <ul style="list-style-type: none"> * Nitrate vasodilator. <p><u>ACTION:</u></p> <ul style="list-style-type: none"> * Smooth muscle relaxant. Dilates coronary and systemic arteries. <p><u>ROUTE:</u></p> <ul style="list-style-type: none"> * IV. Delivery by infusion pump only. Must have glass bottle and non-PVC tubing. | <p><u>INDICATIONS:</u></p> <ul style="list-style-type: none"> * Unstable angina. Acute CHF secondary to AMI. Hypertension. <p><u>CONTRAINDICATIONS:</u></p> <ul style="list-style-type: none"> * Age less than 12yrs. Hypotension. Severe bradycardia or tachycardia. ICP. Patients taking erectile dysfunction medications. |
| <p><u>ADULT DOSAGE:</u></p> <ul style="list-style-type: none"> * Desired dose with 200 mcg/ml concentration: <ul style="list-style-type: none"> * 5mcg/min = 1.5ml/hr * 10mcg/min = 3ml/hr * 15mcg/min = 4.5ml/hr * 20mcg/min = 6ml/hr * 25mcg/min = 7.5ml/hr * 30mcg/min = 9ml/hr * 35mcg/min = 10.5ml/hr * 40mcg/min = 12ml/hr * 45mcg/min = 13.5ml/hr * 50mcg/min = 15ml/hr <p><u>PEDIATRIC DOSAGE:</u></p> <ul style="list-style-type: none"> * Not indicated. | <p><u>PRECAUTIONS:</u></p> <ul style="list-style-type: none"> * Patients with inferior wall MI and right ventricular involvement may have more pronounced hemodynamic response. Monitor blood pressure. Syncope. <p><u>SIDE EFFECTS:</u></p> <ul style="list-style-type: none"> * Headache, dizziness, hypotension. Bradycardia, lightheadedness, flushing. |
| <p><u>REFERENCED PROTOCOL(S):</u></p> <ul style="list-style-type: none"> * 2-50 Chest Discomfort (Cardiac) * 4-70 Congestive Heart Failure (CHF) * 4-110 Hypertensive Crisis - CALL FOR ORDERS | |



7-440 Normal Saline (Sodium Chloride)

| | |
|---|--|
| <p>Advanced Life Support</p> <p><u>CLASS:</u></p> <ul style="list-style-type: none">* Crystalloid solution <p><u>ACTION:</u></p> <ul style="list-style-type: none">* NA. <p><u>ROUTE:</u></p> <ul style="list-style-type: none">* IV/IO. | <p><u>INDICATIONS:</u></p> <ul style="list-style-type: none">* IV access for medical emergencies. <p><u>CONTRAINDICATIONS:</u></p> <ul style="list-style-type: none">* NA. |
| <p><u>ADULT DOSAGE:</u></p> <ul style="list-style-type: none">* 250-500 ml <p><u>PEDIATRIC DOSAGE:</u></p> <ul style="list-style-type: none">* 20 ml/kg (max x3) | <p><u>PRECAUTIONS:</u></p> <ul style="list-style-type: none">* NA. <p><u>SIDE EFFECTS:</u></p> <ul style="list-style-type: none">* Pulmonary edema. |
| <p><u>REFERENCED PROTOCOL(S):</u></p> <ul style="list-style-type: none">* Virtually all medical protocols. | |



7-450 Normal Saline Irrigation

| | |
|---|--|
| <p>Basic Life Support</p> <p><u>CLASS:</u></p> <ul style="list-style-type: none">* Sterile irrigation. <p><u>ACTION:</u></p> <ul style="list-style-type: none">* NA. <p><u>ROUTE:</u></p> <ul style="list-style-type: none">* Topical. | <p><u>INDICATIONS:</u></p> <ul style="list-style-type: none">* Open wound, burns. <p><u>CONTRAINDICATIONS:</u></p> <ul style="list-style-type: none">* NA. |
| <p><u>ADULT DOSAGE:</u></p> <ul style="list-style-type: none">* 1,000 ml <p><u>PEDIATRIC DOSAGE:</u></p> <ul style="list-style-type: none">* 500-1,000 ml | <p><u>PRECAUTIONS:</u></p> <ul style="list-style-type: none">* NA. <p><u>SIDE EFFECTS:</u></p> <ul style="list-style-type: none">* NA. |
| <p><u>REFERENCED PROTOCOL(S):</u></p> <ul style="list-style-type: none">* 5-60 Eye Injuries | |



7-460 Oxygen

| | |
|--|---|
| <p>Basic Life Support</p> <p><u>CLASS:</u></p> <ul style="list-style-type: none">* Gas. <p><u>ACTION:</u></p> <ul style="list-style-type: none">* Necessary for aerobic cellular metabolism. <p><u>ROUTE:</u></p> <ul style="list-style-type: none">* Inhalation. | <p><u>INDICATIONS:</u></p> <ul style="list-style-type: none">* Hypoxia. Ischemic chest pain, respiratory distress, trauma, shock. <p><u>CONTRAINDICATIONS:</u></p> <ul style="list-style-type: none">* Known paraquat poisoning. |
| <p><u>ADULT DOSAGE:</u></p> <ul style="list-style-type: none">* 24-100%. 1-6 lpm nasal cannula or 10-15 lpm nonrebreather. <p><u>PEDIATRIC DOSAGE:</u></p> <ul style="list-style-type: none">* 24-100%. 1-6 lpm nasal cannula or 10-15 lpm nonrebreather. | <p><u>PRECAUTIONS:</u></p> <ul style="list-style-type: none">* Use cautiously in patients with COPD. Humidify when providing high-flow rates over extended periods of time. <p><u>SIDE EFFECTS:</u></p> <ul style="list-style-type: none">* Drying of mucous membranes. |
| <p><u>REFERENCED PROTOCOL(S):</u></p> <ul style="list-style-type: none">* Virtually all protocols. | |



7-470 Oxytocin (Pitocin) - CALL FOR ORDERS

| | |
|---|--|
| <p>Advanced Life Support</p> <p><u>CLASS:</u></p> <ul style="list-style-type: none">* Hormone. <p><u>ACTION:</u></p> <ul style="list-style-type: none">* Causes uterine contraction. Causes lactation. Slows postpartum vaginal bleeding. <p><u>ROUTE:</u></p> <ul style="list-style-type: none">* IV. | <p><u>INDICATIONS:</u></p> <ul style="list-style-type: none">* Postpartum vaginal bleeding. <p><u>CONTRAINDICATIONS:</u></p> <ul style="list-style-type: none">* Any condition other than postpartum bleeding. Cesarean section. |
| <p><u>ADULT DOSAGE:</u></p> <ul style="list-style-type: none">* 10-20 u in 1000 ml LR. <p><u>PEDIATRIC DOSAGE:</u></p> <ul style="list-style-type: none">* Not indicated. | <p><u>PRECAUTIONS:</u></p> <ul style="list-style-type: none">* Essential to assure that the placenta has delivered and that there is not another fetus present before administering. Overdosage can cause uterine rupture. Hypertension. <p><u>SIDE EFFECTS:</u></p> <ul style="list-style-type: none">* Anaphylaxis. Cardiac arrhythmias. |
| <p><u>REFERENCED PROTOCOL(S):</u></p> <ul style="list-style-type: none">* 4-150 Post Partum Hemorrhage - CALL FOR ORDERS | |



7-480 Phenergan (Promethazine)

| | |
|---|---|
| <p>Advanced Life Support</p> <p><u>CLASS:</u> * Anti-emetic.</p> <p><u>ACTION:</u> * Decreases nausea and vomiting by antagonizing H1 receptors.</p> <p><u>ROUTE:</u> * IM or IV/IO if infused in NS over 15-30 min.</p> | <p><u>INDICATIONS:</u> * Nausea, vomiting.</p> <p><u>CONTRAINDICATIONS:</u> * ALOC, jaundice.</p> |
| <p><u>ADULT DOSAGE:</u> * 12.5-25 mg.</p> <p><u>PEDIATRIC DOSAGE:</u> * 0.25-1 mg/kg.</p> | <p><u>PRECAUTIONS:</u> * Seizure disorder.</p> <p><u>SIDE EFFECTS:</u> * Excitation.</p> |
| <p><u>REFERENCED PROTOCOL(S):</u></p> <ul style="list-style-type: none"> * 2-50 Chest Discomfort (Cardiac) * 3-30 Hypothermia / Frostbite * 4-10 Abdominal Pain / Nausea * 5-20 Abdominal Trauma * 5-30 Burns * 5-40 Chest Trauma * 5-50 Extremity Trauma * 5-60 Eye Injuries * 5-80 Spinal Trauma * 6-40 Control of Nausea | |



7-490 Procainamide (Pronestyl)

| | |
|--|---|
| <p>Advanced Life Support</p> <p><u>CLASS:</u></p> <ul style="list-style-type: none">* Antiarrhythmic. <p><u>ACTION:</u></p> <ul style="list-style-type: none">* Slows conduction through myocardium. Elevates ventricular fibrillation threshold. Suppresses ventricular ectopy. <p><u>ROUTE:</u></p> <ul style="list-style-type: none">* IV/IO. | <p><u>INDICATIONS:</u></p> <ul style="list-style-type: none">* Wide complex tachycardia, V-Tach, V-Fib, WPW. <p><u>CONTRAINDICATIONS:</u></p> <ul style="list-style-type: none">* High degree heart blocks. PVCs in conjunction with bradycardia. |
| <p><u>ADULT DOSAGE:</u></p> <ul style="list-style-type: none">* WPW initial: 20 mg/min until:<ul style="list-style-type: none">* Arrhythmia abolished, hypotension, QRS widens 50%, max 17 mg/kg.* Mix 1 g in 250 ml D5W = 4 mg/ml.* 300 ml/hr = 20 mg/min.* WPW maintenance: 1-4 mg/min.<ul style="list-style-type: none">* 60 ml/hr at 4 mg/ml = 4 mg/min.* Tachycardia: 15 mg/kg over 30-60 min. <p><u>PEDIATRIC DOSAGE:</u></p> <ul style="list-style-type: none">* Same as adult. | <p><u>PRECAUTIONS:</u></p> <ul style="list-style-type: none">* Dosage should not exceed 17mg/kg. Monitor for CNS toxicity. <p><u>SIDE EFFECTS:</u></p> <ul style="list-style-type: none">* Anxiety, nausea, convulsions, widening QRS. |
| <p><u>REFERENCED PROTOCOL(S):</u></p> <ul style="list-style-type: none">* 2-100 Tachycardia, Wide Stable - CALL FOR ORDERS* 2-110 Tachycardia, Wide Unstable - CALL FOR ORDERS* 2-150 Wolff-Parkinson-White (WPW) | |



7-500 Propofol (Diprivan) - CALL FOR ORDERS

| | |
|--|---|
| <p>Advanced Life Support</p> <p><u>CLASS:</u></p> <ul style="list-style-type: none">* Anesthetic. <p><u>ACTION:</u></p> <ul style="list-style-type: none">* Produces rapid and brief stat of general anesthesia. <p><u>ROUTE:</u></p> <ul style="list-style-type: none">* IV/IO | <p><u>INDICATIONS:</u></p> <ul style="list-style-type: none">* Induction agent. <p><u>CONTRAINDICATIONS:</u></p> <ul style="list-style-type: none">* Hypovolemia, sensitivity to soybean oil or eggs. |
| <p><u>ADULT DOSAGE:</u></p> <ul style="list-style-type: none">* 1.5-3 mg/kg followed by 25-75 mcg/kg/min. <p><u>PEDIATRIC DOSAGE:</u></p> <ul style="list-style-type: none">* 1.5-3 mg/kg followed by 125-300 mcg/kg/min. | <p><u>PRECAUTIONS:</u></p> <ul style="list-style-type: none">* <p><u>SIDE EFFECTS:</u></p> <ul style="list-style-type: none">* Apnea, arrhythmias, asystole, hypotension, hypertension. |
| <p><u>REFERENCED PROTOCOL(S):</u></p> <ul style="list-style-type: none">* Not in current protocols. | |



7-510 Retavase (Retepase) - CALL FOR ORDERS

| | |
|--|--|
| <p>Advanced Life Support</p> <p><u>CLASS:</u></p> <ul style="list-style-type: none">* Anticoagulant / thrombolytic. <p><u>ACTION:</u></p> <ul style="list-style-type: none">* Converts plasminogen to plasmin promoting fibrinolysis. Dissolves thrombi plugs in coronary arteries and reestablishes blood flow. <p><u>ROUTE:</u></p> <ul style="list-style-type: none">* IV. | <p><u>INDICATIONS:</u></p> <ul style="list-style-type: none">* Acute MI. ST segment elevation greater than 1 block in 2 or more contiguous leads with reciprocal changes. New or presumed new left bundle branch block. <p><u>CONTRAINDICATIONS:</u></p> <ul style="list-style-type: none">* Active internal bleeding. CVA or brain surgery within last 2mo. Brain tumor. Aneurysm. AV malformation. Known bleeding disorder. Coumadin or warfarin within 3days. Severe uncontrolled hypertension (>180/110). Known pericarditis or endocarditis. Pregnant. Shock. Major surgery within 10 days. Recent trauma. |
| <p><u>ADULT DOSAGE:</u></p> <ul style="list-style-type: none">* 10 u over 2 min.* Repeat once at 30 min. <p><u>PEDIATRIC DOSAGE:</u></p> <ul style="list-style-type: none">* Not indicated. | <p><u>PRECAUTIONS:</u></p> <ul style="list-style-type: none">* Surgery within 10days. CPR. Recent trauma. History of hypertension. GI/GU bleeding within 10days. CVA within 6mo. Intracranial surgery or trauma within 6mo. <p><u>SIDE EFFECTS:</u></p> <ul style="list-style-type: none">* Intracranial hemorrhage, arrhythmias, cholesterol embolism, hemorrhage, pulmonary edema, nausea, vomiting. Stroke, hypotension, bruising. |
| <p><u>REFERENCED PROTOCOL(S):</u></p> <ul style="list-style-type: none">* Not in current protocols. | |



7-520 Rocuronium (Zemuron) - CALL FOR ORDERS

| | |
|--|---|
| <p>Advanced Life Support</p> <p><u>CLASS:</u></p> <ul style="list-style-type: none">* Non-depolarizing neuromuscular blockade. <p><u>ACTION:</u></p> <ul style="list-style-type: none">* Binds to post-synaptic muscle receptor sites. Antagonizes acetylcholine at the motor end plate, producing skeletal muscle paralysis. <p><u>ROUTE:</u></p> <ul style="list-style-type: none">* IV/IO. | <p><u>INDICATIONS:</u></p> <ul style="list-style-type: none">* RSI. Induced hypothermia. <p><u>CONTRAINDICATIONS:</u></p> <ul style="list-style-type: none">* Unable to ventilate the patient. Sensitivity to bromides. |
| <p><u>ADULT DOSAGE:</u></p> <ul style="list-style-type: none">* 1 mg/kg. <p><u>PEDIATRIC DOSAGE:</u></p> <ul style="list-style-type: none">* 0.6 mg/kg. | <p><u>PRECAUTIONS:</u></p> <ul style="list-style-type: none">* Patient will be paralyzed for up to 30min. Heart disease. Liver disease. <p><u>SIDE EFFECTS:</u></p> <ul style="list-style-type: none">* Muscle paralysis, apnea, dyspnea, respiratory depression, tachycardia, urticaria. |
| <p><u>REFERENCED PROTOCOL(S):</u></p> <ul style="list-style-type: none">* 6-110 Rapid Sequence Intubation (RSI) - CALL FOR ORDERS | |



7-530 Sodium Bicarbonate

| | |
|--|--|
| <p>Advanced Life Support</p> <p><u>CLASS:</u></p> <ul style="list-style-type: none">* Alkalinizing agent. <p><u>ACTION:</u></p> <ul style="list-style-type: none">* Combines with excessive acids to form a weak volatile acid. Increases pH. <p><u>ROUTE:</u></p> <ul style="list-style-type: none">* IV/IO. | <p><u>INDICATIONS:</u></p> <ul style="list-style-type: none">* Late in management of cardiac arrest. Tricyclic antidepressant overdose. Severe acidosis refractory to hyperventilation. <p><u>CONTRAINDICATIONS:</u></p> <ul style="list-style-type: none">* Alkalotic states. |
| <p><u>ADULT DOSAGE:</u></p> <ul style="list-style-type: none">* 1 mEq/kg followed by 0.5 mEq/kg every 10 min as indicated. <p><u>PEDIATRIC DOSAGE:</u></p> <ul style="list-style-type: none">* 1 mEq/kg followed by 0.5 mEq/kg every 10 min as indicated. | <p><u>PRECAUTIONS:</u></p> <ul style="list-style-type: none">* Correct dosage is essential. Can deactivate catecholamines. Can precipitate with calcium. Delivers large sodium load. Can worsen acidosis if not intubated and adequately ventilated. <p><u>SIDE EFFECTS:</u></p> <ul style="list-style-type: none">* Alkalosis. Hyponatremia, fluid retention, peripheral edema. |
| <p><u>REFERENCED PROTOCOL(S):</u></p> <ul style="list-style-type: none">* 2-10 Asystole* 2-70 Pulseless Electrical Activity (PEA)* 2-140 Ventricular Fibrillation (V-Fib / V-Tach) | |



7-540 Solu-Medrol (Methylprednisolone)

| | |
|--|---|
| <p>Advanced Life Support</p> <p><u>CLASS:</u></p> <ul style="list-style-type: none"> * Corticosteriod. <p><u>ACTION:</u></p> <ul style="list-style-type: none"> * Anti-inflammatory. Immune suppressant. <p><u>ROUTE:</u></p> <ul style="list-style-type: none"> * IV/IO/IM. | <p><u>INDICATIONS:</u></p> <ul style="list-style-type: none"> * Severe anaphylaxis, asthma, COPD. <p><u>CONTRAINDICATIONS:</u></p> <ul style="list-style-type: none"> * None in emergency setting. Cushing's syndrome, fungal infection. measles. Varicella. |
| <p><u>ADULT DOSAGE:</u></p> <ul style="list-style-type: none"> * 125-250 mg. <p><u>PEDIATRIC DOSAGE:</u></p> <ul style="list-style-type: none"> * 1-2 mg/kg. | <p><u>PRECAUTIONS:</u></p> <ul style="list-style-type: none"> * Must be reconstituted and used properly. Onset of action may be 2-5hrs. Active infections, renal disease, penetrating spinal cord injury, hypertension, seizures, CHF. <p><u>SIDE EFFECTS:</u></p> <ul style="list-style-type: none"> * GI bleeding. Prolonged wound healing. Suppression of natural steroids. Depression, euphoria, headache, restlessness, hypertension, bradycardia, nausea, vomiting, swelling, diarrhea, weakness. |
| <p><u>REFERENCED PROTOCOL(S):</u></p> <ul style="list-style-type: none"> * 4-20 Anaphylaxis / Allergic Reaction * 4-30 Asthma * 4-60 Chronic Obstructive Pulmonary Disease (COPD) | |



7-550 Succinylcholine (Anectine) - CALL FOR ORDERS

| | |
|---|---|
| <p>Advanced Life Support</p> <p><u>CLASS:</u></p> <ul style="list-style-type: none">* Depolarizing neuromuscular blocker. Ultra-short acting. <p><u>ACTION:</u></p> <ul style="list-style-type: none">* Competes with the acetylcholine receptor of the motor end plate on the muscle cell, resulting in muscle paralysis. <p><u>ROUTE:</u></p> <ul style="list-style-type: none">* IV/IO. | <p><u>INDICATIONS:</u></p> <ul style="list-style-type: none">* To achieve paralysis for endotracheal intubation. <p><u>CONTRAINDICATIONS:</u></p> <ul style="list-style-type: none">* Family history of malignant hyperthermia. Penetrating eye injuries. Narrow angle glaucoma. Severe burns or crush injuries more than 48hrs old. CVA more than 3days old. Rhabdomyolysis. Pseudo cholinesterase deficiency. Hyperkalemia. |
| <p><u>ADULT DOSAGE:</u></p> <ul style="list-style-type: none">* 1.5 mg/kg. <p><u>PEDIATRIC DOSAGE:</u></p> <ul style="list-style-type: none">* 2.0 mg/kg. | <p><u>PRECAUTIONS:</u></p> <ul style="list-style-type: none">* Electrolyte imbalances. Renal, hepatic, pulmonary, metabolic, or cardiovascular disorders. Fractures, spinal cord injuries, severe anemia, dehydration, collagen disorders, porphyria. Causes initial transient contractions and fasciculations followed by sustained flaccid skeletal muscle paralysis. May increase vagal tone especially in children. <p><u>SIDE EFFECTS:</u></p> <ul style="list-style-type: none">* Apnea, hypertension, hypotension, dysrhythmias, nausea, vomiting, hiccups, snoring. Malignant hyperthermia. |
| <p><u>REFERENCED PROTOCOL(S):</u></p> <ul style="list-style-type: none">* 6-110 Rapid Sequence Intubation (RSI) - CALL FOR ORDERS | |



7-560 Tetracaine

| | |
|--|---|
| <p>Advanced Life Support</p> <p><u>CLASS:</u></p> <ul style="list-style-type: none">* Anesthetic. <p><u>ACTION:</u></p> <ul style="list-style-type: none">* Local anesthesia. <p><u>ROUTE:</u></p> <ul style="list-style-type: none">* Topical. | <p><u>INDICATIONS:</u></p> <ul style="list-style-type: none">* Need for eye irrigation. <p><u>CONTRAINDICATIONS:</u></p> <ul style="list-style-type: none">* Hypersensitivity. |
| <p><u>ADULT DOSAGE:</u></p> <ul style="list-style-type: none">* 1-2 drops per eye (max 2 drops). <p><u>PEDIATRIC DOSAGE:</u></p> <ul style="list-style-type: none">* 1-2 drops per eye (max 2 drops). | <p><u>PRECAUTIONS:</u></p> <ul style="list-style-type: none">* Patient will be unaware of objects touching their eye. Be careful to protect the eye from foreign debris and from the patient rubbing eyes. <p><u>SIDE EFFECTS:</u></p> <ul style="list-style-type: none">* Burning, conjunctival redness, photophobia, lacrimation. |
| <p><u>REFERENCED PROTOCOL(S):</u></p> <ul style="list-style-type: none">* 5-60 Eye Injuries | |



7-570 Thiamine (Vitamin B1)

| | |
|--|---|
| <p>Advanced Life Support</p> <p><u>CLASS:</u></p> <ul style="list-style-type: none">* Vitamin. <p><u>ACTION:</u></p> <ul style="list-style-type: none">* Allows normal breakdown of glucose. Thiamine combines with adenosine triphosphate to produce thiamine diphosphate, which acts as a coenzyme in carbohydrate metabolism. <p><u>ROUTE:</u></p> <ul style="list-style-type: none">* IV/IO/IM. | <p><u>INDICATIONS:</u></p> <ul style="list-style-type: none">* Coma of unknown origin. Alcoholism. Delirium tremens. Precedes D50W administration in patient with suspected alcohol abuse or malnutrition. Wernicke-Korsakoff syndrome, beriberi. <p><u>CONTRAINDICATIONS:</u></p> <ul style="list-style-type: none">* Known sensitivity. |
| <p><u>ADULT DOSAGE:</u></p> <ul style="list-style-type: none">* 100 mg IM or 100 mg IV in NS over 15-30 min. <p><u>PEDIATRIC DOSAGE:</u></p> <ul style="list-style-type: none">* Not recommended. | <p><u>PRECAUTIONS:</u></p> <ul style="list-style-type: none">* Rare anaphylactic reactions. <p><u>SIDE EFFECTS:</u></p> <ul style="list-style-type: none">* Itching, rash. |
| <p><u>REFERENCED PROTOCOL(S):</u></p> <ul style="list-style-type: none">* 4-120 Hypoglycemia | |



7-580 Valium (Diazepam)

| | |
|---|--|
| <p>Advanced Life Support</p> <p><u>CLASS:</u></p> <ul style="list-style-type: none">* Tranquilizer. Anticonvulsant. Skeletal muscle relaxant. Sedative. <p><u>ACTION:</u></p> <ul style="list-style-type: none">* Binds to benzodiazepine receptor and enhances effects of GABA. <p><u>ROUTE:</u></p> <ul style="list-style-type: none">* IV/IO/IM. PR at twice IV dose. | <p><u>INDICATIONS:</u></p> <ul style="list-style-type: none">* Generalized seizures. Status epilepticus. Acute anxiety stress. <p><u>CONTRAINDICATIONS:</u></p> <ul style="list-style-type: none">* Age less than 6 months, acute-angle glaucoma, CNS depression, alcohol intoxication. |
| <p><u>ADULT DOSAGE:</u></p> <ul style="list-style-type: none">* Status epilepticus: 5-10 mg (max 30 mg).* Acute anxiety: 2-5 mg.* Premedication before cardioversion: 5-15 mg. <p><u>PEDIATRIC DOSAGE:</u></p> <ul style="list-style-type: none">* Status epilepticus (5-18 yr old): 1 mg (max 10 mg).* Status epilepticus (6 mo-5 yr old): 0.2 mg/kg (max 5 mg). | <p><u>PRECAUTIONS:</u></p> <ul style="list-style-type: none">* Local venous irritation. Short duration of effect. May precipitate with other drugs. <p><u>SIDE EFFECTS:</u></p> <ul style="list-style-type: none">* Drowsiness. Hypotension. Respiratory depression. Fatigue, headache, confusion, nausea, sedation. <p><u>ANTIDOTE:</u></p> <ul style="list-style-type: none">* Flumazenil (Romazicon). |
| <p><u>REFERENCED PROTOCOL(S):</u></p> <ul style="list-style-type: none">* 4-170 Seizures | |



7-590 Vecuronium (Norcuron) - CALL FOR ORDERS

| | |
|--|---|
| <p>Advanced Life Support</p> <p><u>CLASS:</u></p> <ul style="list-style-type: none">* Non-depolarizing neuromuscular blocker. <p><u>ACTION:</u></p> <ul style="list-style-type: none">* Does not have any analgesic or sedative effects, sedation must accompany paralysis.* 1/10th dose: Blocks fasciculations caused by use of succinylcholine.* Full dose: Causes total paralysis of skeletal muscles. <p><u>ROUTE:</u></p> <ul style="list-style-type: none">* IV/IO. | <p><u>INDICATIONS:</u></p> <ul style="list-style-type: none">* To achieve paralysis for endotracheal intubation. To maintain paralysis after intubation. Induced hypothermia. <p><u>CONTRAINDICATIONS:</u></p> <ul style="list-style-type: none">* Sensitivity to bromides. |
| <p><u>ADULT DOSAGE:</u></p> <ul style="list-style-type: none">* 0.1 mg/kg. <p><u>PEDIATRIC DOSAGE:</u></p> <ul style="list-style-type: none">* 0.1 mg/kg. | <p><u>PRECAUTIONS:</u></p> <ul style="list-style-type: none">* Impaired liver function. Severe obesity. Impaired respiratory function. <p><u>SIDE EFFECTS:</u></p> <ul style="list-style-type: none">* Arrhythmias, bronchospasm, hypertension, hypotension. Apnea, dyspnea, tachycardia, uticaria. |
| <p><u>REFERENCED PROTOCOL(S):</u></p> <ul style="list-style-type: none">* 6-110 Rapid Sequence Intubation (RSI) - CALL FOR ORDERS | |



7-600 Versed (Midazolam)

| | |
|--|---|
| <p>Advanced Life Support</p> <p><u>CLASS:</u></p> <ul style="list-style-type: none"> * Benzodiazepine. <p><u>ACTION:</u></p> <ul style="list-style-type: none"> * Sedative, anxiolytic, amnesic (2-3x more potent than valium). Binds to benzodiazepine receptor and enhances effects of GABA. <p><u>ROUTE:</u></p> <ul style="list-style-type: none"> * IV/IN/IO. | <p><u>INDICATIONS:</u></p> <ul style="list-style-type: none"> * Premedication prior to cardioversion or pacing. Endotracheal tube tolerance. Acute anxiety. RSI. Seizures. <p><u>CONTRAINDICATIONS:</u></p> <ul style="list-style-type: none"> * Hypotension. Pregnancy. Acute-angle glaucoma. |
| <p><u>ADULT DOSAGE:</u></p> <ul style="list-style-type: none"> * 2.5-5 mg. Can be repeated once (max 10 mg). <p><u>PEDIATRIC DOSAGE:</u></p> <ul style="list-style-type: none"> * Over 12 yrs: Same as adult. * Between 6 yrs and 12 yrs: 0.05 mg/kg. * Under 6 yrs: 0.05-0.1 mg/kg. | <p><u>PRECAUTIONS:</u></p> <ul style="list-style-type: none"> * COPD, acute alcohol intoxication, narcotics, barbiturates, elderly, neonates. <p><u>SIDE EFFECTS:</u></p> <ul style="list-style-type: none"> * Hypoventilation, respiratory depression, respiratory arrest, hypotension, laryngospasm. Nausea, vomiting, headache, hiccups, cardiac arrest. <p><u>ANTIDOTE:</u></p> <ul style="list-style-type: none"> * Flumazenil (Romazicon). |
| <p><u>REFERENCED PROTOCOL(S):</u></p> <ul style="list-style-type: none"> * 2-20 Atrial Fibrillation (A-Fib) / Atrial Flutter - CALL FOR ORDERS * 2-40 Bradycardia * 2-60 Post Resuscitative Care * 2-80 Tachycardia, Narrow Stable - CALL FOR ORDERS * 2-90 Tachycardia, Narrow Unstable * 2-100 Tachycardia, Wide Stable - CALL FOR ORDERS * 2-110 Tachycardia, Wide Unstable * 2-120 Torsades de Pointes * 4-10 Abdominal Pain / Nausea - CALL FOR ORDERS * 4-40 Behavioral / Psychiatric * 4-170 Seizures * 6-50 Control of Pain - CALL FOR ORDERS * 6-110 Rapid Sequence Intubation (RSI) - CALL FOR ORDERS | |



7-610 Xopenex (Levalbuterol)

| | |
|---|---|
| <p>Advanced Life Support</p> <p><u>CLASS:</u></p> <ul style="list-style-type: none">* Beta-2 Agonist <p><u>ACTION:</u></p> <ul style="list-style-type: none">* Beta-2 receptor agonist with some beta-1 activity. <p><u>ROUTE:</u></p> <ul style="list-style-type: none">* Nebulized | <p><u>INDICATIONS:</u></p> <ul style="list-style-type: none">* Treatment and prevention of bronchospasms. <p><u>CONTRAINDICATIONS:</u></p> <ul style="list-style-type: none">* Hypersensitivity to levalbuterol or racemic albuterol. |
| <p><u>ADULT DOSAGE:</u></p> <ul style="list-style-type: none">* 0.63-1.25 mg. <p><u>PEDIATRIC DOSAGE:</u></p> <ul style="list-style-type: none">* <6 yr old: not recommended.* 6-12 yr old: 0.31 mg (max 0.63 mg).* 12-18 yr old: 0.63-1.25 mg. | <p><u>PRECAUTIONS:</u></p> <ul style="list-style-type: none">* Arrhythmias, hypertension, paradoxical bronchospasm. <p><u>SIDE EFFECTS:</u></p> <ul style="list-style-type: none">* Rhinitis, headache, tremor, sinusitis, tachycardia, nervousness, edema, hyperglycemia, hypokalemia. |
| <p><u>REFERENCED PROTOCOL(S):</u></p> <ul style="list-style-type: none">* 4-20 Anaphylaxis / Allergic Reaction* 4-30 Asthma* 4-60 Chronic Obstructive Pulmonary Disease (COPD)* 4-70 Congestive Heart Failure (CHF) | |



7-620 Zofran (Oldansetron)

| | |
|---|--|
| <p>Advanced Life Support</p> <p><u>CLASS:</u></p> <ul style="list-style-type: none">* Antiemetic. <p><u>ACTION:</u></p> <ul style="list-style-type: none">* Selective 5-HT receptor antagonist. <p><u>ROUTE:</u></p> <ul style="list-style-type: none">* IV/IM/IN. | <p><u>INDICATIONS:</u></p> <ul style="list-style-type: none">* Prevention of nausea and vomiting. <p><u>CONTRAINDICATIONS:</u></p> <ul style="list-style-type: none">* Hypersensitivity. |
| <p><u>ADULT DOSAGE:</u></p> <ul style="list-style-type: none">* 4 mg (max 8 mg). <p><u>PEDIATRIC DOSAGE:</u></p> <ul style="list-style-type: none">* 0.15 mg/kg. | <p><u>PRECAUTIONS:</u></p> <ul style="list-style-type: none">* None. <p><u>SIDE EFFECTS:</u></p> <ul style="list-style-type: none">* None. |
| <p><u>REFERENCED PROTOCOL(S):</u></p> <ul style="list-style-type: none">* 2-50 Chest Discomfort (Cardiac)* 3-30 Hypothermia / Frostbite* 4-10 Abdominal Pain / Nausea* 5-20 Abdominal Trauma* 5-30 Burns* 5-40 Chest Trauma* 5-50 Extremity Trauma* 5-60 Eye Injuries* 5-70 Head Trauma* 5-80 Spinal Trauma* 6-40 Control of Nausea | |



Citizens Memorial Hospital

Pre-Hospital Protocols

Part 3 - Equipment

Table of Contents

| SECTION NAME..... | ALS/BLS | PAGE |
|--|-----------------------|-----------|
| 8 EQUIPMENT: | | |
| 8-10 Automated External Defibrillator (AED) | Basic..... | 2 |
| 8-20 Blood Draw Kit | Advanced | 3 |
| 8-30 Bougie..... | Advanced | 4 |
| 8-40 CombiTube | Basic..... | 5 |
| 8-50 Continuous Positive Airway Pressure (CPAP) | Basic..... | 6 |
| 8-60 Cot | Basic..... | 7 |
| 8-70 Cricothyrotomy Kit - CALL FOR ORDERS | Advanced | 9 |
| 8-80 EndoTracheal (ET) Tube | Advanced | 10 |
| 8-90 Evac-U-Splint | Basic..... | 11 |
| 8-100 EZ - IO | Advanced | 12 |
| 8-110 Gastric Tube | Advanced | 13 |
| 8-120 Glucometer | Basic..... | 14 |
| 8-130 Intranasal Device | Advanced | 15 |
| 8-140 IV Catheter..... | Advanced | 16 |
| 8-150 Kendrick Extrication Device (KED) | Basic..... | 17 |
| 8-160 King LTSD Airway | Basic..... | 18 |
| 8-170 Laryngeal Mask Airway (LMA)..... | Basic..... | 19 |
| 8-180 Laryngo-Tracheal Anesthesia (LTA)..... | Advanced | 20 |
| 8-190 LifePak 12/15 | varies..... | 21 |
| 8-200 Meconium Aspirator | Advanced | 25 |
| 8-210 Morgan Lens | Advanced | 26 |
| 8-220 NasoGastric (NG) Tube..... | Advanced | 27 |
| 8-230 NasoPharyngeal Airway (NPA) | Basic..... | 28 |
| 8-240 Nebulizer | Advanced | 29 |
| 8-250 Nellcor Capnograph / Pulseoximeter | Basic..... | 30 |
| 8-260 OroPharyngeal Airway (OPA) | Basic..... | 31 |
| 8-270 ParaPac 200d Ventilator | Advanced | 32 |
| 8-280 Percutaneous Transtracheal Jet Insufflation - CALL FOR ORDERS | Advanced | 33 |
| 8-290 Physical Restraint - CALL FOR ORDERS | Advanced | 34 |
| 8-295 PICC & Central Line Access Kit..... | Advanced | 35 |
| 8-300 Plum XL Infusion System | Advanced | 36 |
| 8-310 Pneumatic Anti-Shock Garment (MAST) - CALL FOR ORDERS | Basic | 37 |
| 8-320 Port-A-Cath Access Kit..... | Advanced | 38 |
| 8-330 QuickTrach II Cricothyrotomy Kit | Advanced | 39 |
| 8-340 Sager Splint | Basic..... | 40 |
| 8-350 Spinal Motion Restriction (SMR)..... | Basic..... | 41 |
| 8-360 Splint..... | Basic..... | 42 |
| 8-370 S-Scort Suction Pump | Basic..... | 43 |
| 8-380 Thoracentesis (14ga Jelco) | Advanced | 44 |
| 8-390 Tourniquet..... | Basic..... | 45 |
| 8-400 Traction Splint | Basic..... | 46 |
| 8-410 Turkel Needle..... | Advanced | 47 |

8-10 Automated External Defibrillator (AED)

*NOTE: When using LifePak in AED mode, use LifePak protocol.

Basic Life Support

INDICATIONS:

- * Cardiopulmonary arrest.

CONTRAINDICATIONS:

- * Pulse.

PRECAUTIONS:

- * Wet skin or patients in water. Do not apply directly over internal pacemaker or medication patch.
- * Manual defibrillator is preferred to AED for children less than 8 yrs old. If manual defibrillator is not available, pediatric dose attenuator is preferred. If neither is available, use AED as you would on an adult. Pads may be placed anterior/posterior if chest is too small to allow pads to be at least 1 in separated.

PROCEDURE:

- * Confirm unresponsiveness and breathlessness.
- * Request ALS support.
- * Confirm pulselessness.
- * Unwitnessed: CPR for 2 min.
 - * Push hard and fast at 100 /min.
 - * Give 2 breaths with 30 compressions.
 - * Rotate compressors every 2 minutes at rhythm check.
 - * Compressions : Ventilations ratio = 30:2 unless intubated, then 8-10 breaths per min.
- * Power on AED.
- * Place pads and connect to AED.
- * Clear patient and press “analyze” (if present).
- * If shock indicated, continue CPR while charging. Compressor is last to clear.
 - * Clear patient. Deliver shock.
- * CPR for 2 min immediately following shock.
- * Repeat as necessary and follow AED voice prompts.



8-20 Blood Draw Kit

Advanced Life Support

INDICATIONS:

- * All medical and trauma patients where time and resources allow.

CONTRAINDICATIONS:

- * None.

PRECAUTIONS:

- * Avoid venipuncture in arms with dialysis shunts or injuries proximal to insertion site.

PROCEDURE:

- * After IV access but prior to saline administration.
- * Either directly draw blood from patient into blood tubes using Vacutainer Direct Draw Adapter or into syringe and transfer to tubes using Vacutainer Blood Transfer Device. To avoid needle sticks, do not use syringe and needle to fill blood tubes.
- * Fill tubes in the following order:
 - * Medical patient (5 tubes): BLUE, RED, GREEN (no gel), GREEN (gel), LAVENDER.
 - * Trauma patient (4 tubes): BLUE, GREEN (no gel), GREEN (gel), LAVENDER.
- * Label each tube with blue arm bands.
 - * Place number sticker on each tube.
 - * Write your initials and time blood was drawn in white area of wrist band.
 - * Once at the destination, a patient identification sticker should be placed on the removable end of the wrist band. The patient sticker should contain your initials and time of blood draw.
 - * Stickered blood tubes and the removable end with patient sticker will be sent to the lab.

BLOOD DRAW FOR ALCOHOL ANALYSIS:

- * Paramedics may draw blood in the field as requested by law enforcement officials on the scene where requested for medical assistance. We will not respond to jail, police dept, etc. for the sole purpose of drawing blood.
- * If patient is alert and oriented, his/her consent is necessary before the procedure is performed.
- * If patient is unable to give consent (unresponsive, dead, etc.), consent is implied.



8-30 Bougie

Advanced Life Support

INDICATIONS:

- * Unable to fully visualize vocal cords during an intubation. Visualization of the cords but unable to pass the ETT. Predicted difficult intubation.

CONTRAINDICATIONS:

- * Age less than 8 years. Use of a 6.0 or smaller ETT.

PRECAUTIONS:

- * None

PROCEDURE:

- * Lubricate Bougie.
- * Using a laryngoscope and standard ETT intubation techniques, attempt to visualize the vocal cords. If vocal cords are not fully visible, pass Bougie behind the epiglottis, guiding the tip of the Bougie anteriorly towards the trachea. Tracheal placement will yield the ability to feel cricoid rings and resistance at the carina. Esophageal placement will yield the ability to advance Bougie completely without resistance.
- * While maintaining the laryngoscope and Bougie in position, an assistant threads an ETT over the end of the Bougie. The assistant then holds the Bougie.
- * Rotate ETT 1/4 turn and advance through cords. Inflate cuff, remove Bougie and laryngoscope.
- * Confirm placement with auscultation and capnography.



8-40 CombiTube

Basic Life Support

INDICATIONS:

- * Respiratory arrest. Cardiac arrest. Unresponsive patients without gag reflex.

CONTRAINDICATIONS:

- * Under age 16. Under 5 ft tall. Known esophageal disease. Caustic substance ingestion. Gag reflex.

PRECAUTIONS:

PROCEDURE:

- * Preoxygenate with BVM, OPA, and 100% **OXYGEN**.
- * Assemble and check equipment.
- * Place head in neutral position. Maintain c-spine control on trauma patients.
- * Grasp tongue and jaw and lift up.
- * Insert tube into hypo-pharynx until teeth are between black lines.
- * Inflate #1 cuff (hypo-pharynx) with 100 ml air.
- * Inflate #2 cuff (esophageal) with 15 ml air.
- * Attach BVM and capnograph to #1 tube (blue) and ventilate.
- * No lung sounds or absent capnometry: Attach BVM and capnograph to #2 tube (clear) and ventilate.
- * Confirm bilateral lung sounds, no epigastric sounds, and capnometry.

Advanced Life Support

- * Continued sedation:
 - * Consider **VERSED** 2.5-5 mg IV every 5 min.
 - * Consider **FENTANYL** 5-100 mcg IV (max 300 mcg).



8-50 Continuous Positive Airway Pressure (CPAP)

Basic Life Support

INDICATIONS:

- * Short-term management of acute respiratory failure in an awake, cooperative patient. CHF. Pulmonary edema. Near drowning (awake and alert). COPD. Pulmonary contusion. Flail chest. Consider trial prior to intubation of severe asthma patient.

CONTRAINDICATIONS:

- * <18 yrs old. Patient unable to protect airway. Need for immediate intubation. Ventilatory failure. Gastric distention (GI bleeding). Trauma (pneumothorax). Tracheostomy. Altered LOC. Do not secure straps if nausea/vomiting. Increasing ETCO₂.

PRECAUTIONS:

- * CPAP is not mechanical ventilation. BP may drop due to increased intrathoracic pressure. Patients may not improve (must reassess). Patients may not accept mask (claustrophobia). Risk of pneumothorax. Risk of corneal drying. Large oxygen demand.

PROCEDURE:

- * Inform and calm patient. Consider Ativan for anxiety.
- * Connect and turn on oxygen to “flush.” Set PEEP to 10 cm H₂O (may titrate to 15 as needed).
- * Flip head-strap forward.
- * Hand to or place mask on patient. Hold mask firmly against face to eliminate air leaks.
- * Flip head-strap over head after patient is comfortable. Remove straps if nausea develops.
- * Clip bottom straps.
- * Adjust fit.
- * Monitor patient. May raise intrathoracic pressures, reducing preload, therefore reducing blood pressure.

Advanced Life Support

- * Anxiety:
 - * Consider **ATIVAN** 2 mg IV/IO.
 - * OR consider **VERSED** 2.5 mg IV/IO/IM.
- * An in-line bronchodilator nebulizer may be placed in circuit if needed.



8-60 Cot

Basic Life Support

INDICATIONS:

- * Need to move non-ambulatory patient.

CONTRAINDICATIONS:

- * None

PRECAUTIONS:

- * Always secure the patient using all restraint straps and keep side rails up.
- * Utilize 4 or more lifting persons if possible over rough terrain or overweight patients. Utilize a minimum of 2 lifting persons when a patient is on the cot.
- * Do not allow the x-frame to drop unassisted.

PROCEDURE:

- * To raise or lower cot, both ends must be lifted prior to squeezing handle.

X-FRAME (APPLIES TO STRYKER AND FERNO COTS):

- * Loading with a patient:
 - * Place loading wheels in ambulance and safety bar past the safety hook.
 - * Operator at foot lifts cot and squeezes and holds handle.
 - * Assistant at side raises undercarriage.
 - * Push cot into ambulance and secure it.
- * Unloading with a patient:
 - * Disengage cot from fastener. Pull cot out of ambulance.
 - * Assistant grasps the undercarriage and lifts slightly.
 - * Operator at foot squeezes handle.
 - * Assistant lowers undercarriage to the ground.
 - * Operator at foot releases handle to lock undercarriage down.
 - * Assistant releases safety bar from safety hook.
- * Loading empty cot (one operator):
 - * Place loading wheels in ambulance and safety bar past the safety hook.
 - * Lift bumper to raised position.
 - * Operator at foot lifts cot and squeezes and holds handle.
 - * Operator lowers foot end of cot to the floor to collapse undercarriage.
 - * Release handle to lock in lowered position.
 - * Raise, push into ambulance, and secure cot.
- * Unloading empty cot (one operator):
 - * Disengage cot from fastener.
 - * Pull cot out of ambulance.
 - * Lower cot to the ground, squeeze handle, raise cot, and release handle.
 - * Release safety bar from safety hook.



H-FRAME (APPLIES TO STRYKER AND FERNO COTS):

- * Loading with a patient:
 - * Place cot in loading position.
 - * Place both loading wheels are on the patient compartment floor.
 - * Assistant unlocks frame.
 - * Operator lifts foot end of cot and squeezes control handle.
 - * Assistant lifts undercarriage.
 - * Operator pushes cot into patient compartment, releases handle, and secures it.
- * Unloading with a patient:
 - * Disengage cot from fastener. Pull cot out of ambulance.
 - * Assistant lowers undercarriage to the ground and ensures it locks down.
 - * Place cot in rolling position.
- * Loading empty cot (one operator):
 - * Place cot in loading position.
 - * Place both loading wheels are on the patient compartment floor.
 - * Unlock frame.
 - * Operator lifts foot end of cot and squeezes control handle.
 - * Operator pushes cot into patient compartment, releases handle, and secures it.
- * Unloading empty cot (one operator):
 - * Disengage cot from fastener. Pull cot out of ambulance.
 - * Place cot in rolling position.

PEDI-MATE:

- * Use for all patients smaller than 40 lbs.
- * Raise cot backrest to full upright position.
- * Wrap pedi-mate straps around mattress and frame.

8-70 Cricothyrotomy Kit - CALL FOR ORDERS

Advanced Life Support

INDICATIONS:

- * Patients needing emergency airway access and control when they are unable to be adequately ventilated or intubated due to trauma or other causes. THIS PROCEDURE IS A LAST RESORT WHEN ALL ATTEMPTS AT VENTILATING THE PATIENT HAVE FAILED.

CONTRAINDICATIONS:

PRECAUTIONS:

- * Complications include hemorrhage from great vessel lacerations and damage to surrounding structures.

PROCEDURE:

- * Have suction equipment ready.
- * Clean neck with antiseptic solution.
- * Stabilize larynx with thumb and index finger of one hand.
- * Palpate cricothyroid membrane.
- * Pull skin taut.
- * Make 2 cm VERTICAL incision at the cricothyroid membrane.
- * Puncture through the cricothyroid membrane horizontally.
- * Place Bougie with coude tip into trachea with a back-and-forth motion to feel tracheal clicking or carina.
- * Place ET tube or Shiley over Bougie just enough for cuff to be inside trachea.
- * Inflate cuff and secure tube.
- * Ventilate at 100% **OXYGEN**.
- * Observe and auscultate for correct placement.
- * Confirm with capnography.
- * Cover incision site with occlusive dressing.



8-80 EndoTracheal (ET) Tube

Advanced Life Support

INDICATIONS:

- * Cardiopulmonary arrest. Need for definitive airway.

CONTRAINDICATIONS:

PRECAUTIONS:

- * Can induce hypertension and increase ICP in head injured patients. Can induce vagal response and bradycardia. Can induce hypoxia-related arrhythmias.

PROCEDURE:

- * Hyperventilate with BVM and basic adjunct.
- * Assemble, check, and prepare equipment.
- * Place head in sniffing position (maintain c-spine in trauma).
- * Insert laryngoscope blade.
- * Sweep tongue to the left.
- * Lift forward to displace jaw.
- * Advance tube past vocal cords until the cuff disappears.
- * Inflate cuff with 7-10 ml of air.
- * Ventilate and confirm placement with auscultation and capnography.
- * Secure tube, noting marking on tube.
- * Consider: Insert OPA as a bite block.
- * Ventilate with 100% **OXYGEN**.
- * Reassess tube placement often.
- * Continued sedation:
 - * Consider **VERSED** 2.5-5 mg every 5 min. Repeat as needed maintaining SBP>100.
 - * Consider **FENTANYL** 50-100 mcg. Max 300 mcg.



8-90 Evac-U-Splint

Basic Life Support

INDICATIONS:

- * Need to provide full body stabilization. Provides alternative to the full spine board with sufficient rigidity to immobilize and protect a patient with suspected spinal injury.

CONTRAINDICATIONS:

PRECAUTIONS:

- * Lift the mattress using hands, do not lift from the ends. Place mattress on a backboard if lifting from the ends is required.
- * Mattress is transparent to x-rays and MRI compatible.

PROCEDURE:

* Preparation:

- * Lay mattress on flat surface near patient. Head and Shoulder logo indicates the head end.
- * Remove valve cap. Release vacuum by pushing red valve stem. Keep valve pushed in until mattress is pliable.
- * Disconnect strap from patient side of mattress and position top strap at level of armpit.
- * Smooth out beads to form level surface.
- * Connect pump to mattress at either foot or head end. Foot end is preferred. Pediatric mattress only has valve on foot end.

* Application:

- * Assess patient's respiratory and neurovascular status.
- * Log roll patient onto mattress with manual c-spine control.
- * Secure patient using straps. Remove excess strap slack working head to feet.
- * Repeat strap tightening if needed working head to feet.
- * Shape mattress and fill voids.
- * Evacuate air from mattress. Pump may require up to 35 strokes to achieve rigid immobilization.
- * Disconnect pump. Replace cap on valve.
- * Secure head using adhesive tape.
- * Assess patient's respiratory and neurovascular status.



8-100 EZ - IO

Advanced Life Support

INDICATIONS:

- * Any patient who needs IV access, 2 attempts at IV access have failed, and at least one of the following:
 - * ALOC or GCS<8,
 - * Hemodynamic instability,
 - * Extreme respiratory compromise, OR
 - * Full arrest.

CONTRAINDICATIONS:

- * Fracture of target bone. Previous orthopedic procedure. Infection at insertion site. Inability to locate landmark due to edema or obesity.

PRECAUTIONS:

PROCEDURE:

- * Prepare equipment.
- * Identify landmark.
 - * May use proximal tibia, distal tibia, or proximal humerus.
- * Cleanse site.
- * Stabilize site.
- * Insert needle at 90 degree angle.
 - * Insert needle without drilling until against bone.
 - * If at least one black mark is visible on needle above skin, drill to appropriate depth.
 - * If no black mark is visible on needle above skin, remove needle and re-attempt with longer needle. Re-attempts may be made at the same site only if bone was not drilled.
- * Conscious: 2% **LIDOCAINE** 20-50 mg slow over 1-2 min. May repeat half dose after 30 min if pain returns.
- * Flush with **NS** 5-10 ml bolus.
- * Connect tubing and apply pressure bag.
- * Apply dressing.



8-110 Gastric Tube

Advanced Life Support

INDICATIONS:

- * Evacuation of air or fluids in stomach. Dilution of ingested poisons. Intubated patients.

CONTRAINDICATIONS:

- * Epiglottitis or croup.
- * Use orogastric route when: facial trauma or basilar skull fracture.

PRECAUTIONS:

PROCEDURE:

- * Assemble equipment.
- * Explain procedure to patient.
- * If possible, have patient sitting up.
- * Use towel to protect patient's clothing.
- * Measure tube from nose, around ear, and down to xiphoid process.
- * Mark point at xiphoid process with tape.
- * Lubricate distal end of tube 6-8 in with water-soluble lubricant.
- * Insert tube in nostril and gently advance it towards posterior nasopharynx along nasal floor.
- * When you feel tube at nasopharyngeal junction, rotate inward towards the other nostril.
- * As tube enters oropharynx, instruct patient to swallow.
- * Pass tube to pre-measured point.
- * If resistance is met, back tube up and try again. Do not force tube.
- * Check placement of tube by aspirating gastric contents or auscultating air over epigastric region while injecting 20-30 ml of air.
- * Tape tube in place and connect to low suction if needed.



8-120 Glucometer

Basic Life Support

INDICATIONS:

- * Any patient that presents with ALOC. Any diabetic patient with signs and symptoms of hypoglycemia.

CONTRAINDICATIONS:

- * None

PRECAUTIONS:

- * Do not rely on readings of other entities or patient's own glucometer.

PROCEDURE:

- * Turn on and log into glucometer.
- * Obtain blood sample from IV start or finger stick.
 - * Avoid "milking" finger.
 - * Ensure skin is dry of alcohol wipe.
- * Follow on-screen instructions.
- * Dispose of sharp(s).



8-130 Intranasal Device

Advanced Life Support

INDICATIONS:

- * Narcotic administration without IV. Benzodiazepine administration without IV (seizures).

CONTRAINDICATIONS:

PRECAUTIONS:

- * Mucous, blood, and vasoconstrictors reduce absorption.
- * Minimize volume, maximum concentration (1/3 ml per nostril is ideal, 1 ml is max).
- * Use both nostrils to double surface area.

PROCEDURE:

- * Select correct medication at a high of a concentration as possible. Divide the dose between the two nares.
- * Confirm orders, dosage, and expiration.
- * Check patient allergies.
- * Remove and discard the green vial adapter cap.
- * Pierce the medication vial with the syringe vial adapter.
- * Aspirate the proper volume of medication required to treat the patient (an extra 0.1ml of medication should be drawn up to account for the dead space in the device).
- * Remove (twist off) the syringe from the vial adapter.
- * Attach the MAD device to the syringe via the luer-lock connector.
- * Using the free hand to hold the crown of the head stable, place the tip of the MAD snugly against the nostril aiming slightly up and outward (toward the top of the ear).
- * Briskly compress the syringe plunger to deliver half of the medication into the nostril.
- * Move the device over to the opposite nostril and administer the remaining medication into that nostril.
- * Observe patient for effects.
- * Applicable drugs: **FENTANYL** (will burn for 30-45 sec), **NARCAN**, **VERSED**, **ZOFRAN**.



8-140 IV Catheter

Advanced Life Support

INDICATIONS:

- * Cardiac, suspected stroke, or any patient requiring IV medications.

CONTRAINDICATIONS:

- * None.

PRECAUTIONS:

- * Avoid venipuncture in arms with dialysis shunts or distal to injuries.

PROCEDURE (see NUR 11.13):

- * Inform patient of procedure.
- * Apply tourniquet.
- * Select and clean site.
- * Stabilize vein.
- * Pass needle into vein with bevel up, noting blood “flash.”
- * Advance needle 2 mm more.
- * Slide catheter over needle into vein.
- * Remove needle.
- * Hold pressure over distal tip of catheter to prevent blood loss.
- * Perform blood draw if indicated.
- * Remove tourniquet.
- * Flush with saline to ensure placement.
- * Secure with dressing.



8-150 Kendrick Extrication Device (KED)

Basic Life Support

INDICATIONS:

- * Patients that are seated and meet criteria for spinal motion restriction but do not meet criteria for rapid extrication.

CONTRAINDICATIONS:

- * Patients with easy access requiring rapid extrication.

PRECAUTIONS:

PROCEDURE:

- * Maintain c-spine.
- * Assess distal pulses, motor function, and sensation.
- * Apply c-collar.
- * Position device behind patient.
- * Pull device up until it fits snugly in armpits.
- * Apply chest straps and tighten. Avoid restricting breathing.
- * Apply leg straps and tighten. Avoid pinching or injuring genitals.
- * Apply padding behind head.
- * Secure head to device.
- * Remove patient from entrapment (if applicable) and lay down on backboard.
- * Release leg straps and secure patient and device to backboard.
- * KED chest straps may be loosened for comfort.
- * Reassess distal pulses, motor function, and sensation.



8-160 King LTSD Airway

Basic Life Support

INDICATIONS:

- * Airway management in the adult (>5 ft tall) cardiac arrest, respiratory arrest, or unresponsive patient. Considered alternate airway to endotracheal tube.

CONTRAINDICATIONS:

- * Responsive patient with intact gag reflex. Known esophageal disease. Caustic substance ingestion.

PRECAUTIONS:

PROCEDURE:

- * Choose size:
 - * Size 3 [yellow]: 4-5 ft tall,
 - * Size 4 [red]: 5-6 ft tall,
 - * Size 5 [purple]: >6 ft tall.
- * Test cuff inflation by injecting maximum recommended volume of air into cuffs. Remove all air from cuffs.
- * Apply lubricant to beveled distal tip and posterior aspect of tube.
- * Pre-oxygenate.
- * Position head in “sniffing position” or neutral position.
- * Hold King in dominant hand. Hold open mouth and lift chin with non-dominant hand.
- * Rotate King 45-90 degrees to touch the corner of the mouth with the blue orientation line.
- * Advance King behind base of tongue. Never force into position.
- * As tip passes under tongue, rotate back to midline (blue orientation line faces chin).
- * Advance King until base of connector aligns with teeth or gums.
- * Inflate cuffs with minimum volume necessary to seal the airway at peak ventilatory pressure.
- * Attach resuscitation bag. While bagging, withdraw King until ventilation is easy and free flowing.
- * Confirm proper position by auscultation, chest movement, and ETCO₂.
- * Secure King with tape or other device.

Advanced Life Support:

- * Continued sedation: Consider **VERSED** 2.5-5 mg every 5min or **FENTANYL** 50-100 mcg (max 300 mcg).
- * Up to 18 fr gastric tube may be used in suction lumen.



8-170 Laryngeal Mask Airway (LMA)

Basic Life Support

INDICATIONS:

- * Clear airway needed during resuscitation in a patient with absent glossopharyngeal and laryngeal reflexes. LMA should only be used if tracheal intubation is not possible.

CONTRAINDICATIONS:

- * Swallow or gag reflex.

PRECAUTIONS:

PROCEDURE:

- * Examine LMA for damage, leaks, and blockages.
- * Inflate cuff with 150% that listed. Fully deflate.
- * Lubricate posterior surface of cuff.
- * Hold LMA with index finger at cuff-tube junction.
- * Press mask against hard palate.
- * Slide mask inward, extending index finger.
- * Advance LMA into hypopharynx until resistance is felt.
- * Hold outer end of LMA while removing index finger.
- * Inflate cuff.
- * Secure LMA.

Advanced Life Support:

- * Continued sedation:
 - * Consider **VERSED** 2.5-5 mg every 5 min. Repeat as needed maintaining SBP > 100.
 - * Consider **FENTANYL** 50-100 mcg. Max 300 mcg.



8-180 Laryngo-Tracheal Anesthesia (LTA)

Advanced Life Support

INDICATIONS:

- * Facilitate intubations in patients with laryngospasm. Reduce risk of laryngospasm in breathing patient.

CONTRAINDICATIONS:

- * Heart blocks.

PRECAUTIONS:

- * Should be done under direct visualization. Cricoid pressure should be applied until ET is secured in place. Dosage of lidocaine shall not exceed 3 mg/kg.

PROCEDURE:

- * Hyperventilate for 2min.
- * Assemble LTA.
- * Under direct visualization, advance LTA through vocal cords until black line on catheter is at the glottis opening.
- * Administer **LIDOCAINE** 4% TOPICAL SOLUTION through catheter to spray entire glottis and subglottic area.
- * Apply cricoid pressure while patient is hyperventilated for 2min.
- * Perform intubation.
- * Assess tube placement and secure tube.
- * Release cricoid pressure and continue ventilation.



8-190 LifePak 12/15

AED Mode

Basic Life Support

INDICATIONS:

- * Cardiac arrest without ALS assistance. If ALS is available, manual mode is preferred.

CONTRAINDICATIONS:

- * None in cardiac arrest.

PRECAUTIONS:

- * Exercise safety precautions.

PROCEDURE:

- * Confirm patient is in cardiac arrest.
- * Apply and connect combo-pads.
- * Press "ANALYZE."
- * Follow on-screen messages and voice prompts.

DEFIBRILLATION

Advanced Life Support

INDICATIONS:

- * Ventricular fibrillation, ventricular tachycardia.

CONTRAINDICATIONS:

- * None in cardiac arrest.

PRECAUTIONS:

- * Exercise safety precautions.

PROCEDURE:

- * Verify patient is in cardio-pulmonary arrest.
- * Record baseline rhythm.
- * Apply combo-pads (anterior-posterior is preferred)
- * Select appropriate energy.
 - * ADULT: 360 J.
 - * PEDIATRIC: 2 J/kg (first shock), 4 J/kg (subsequent shocks).
- * Charge and clear patient.
- * Call "CLEAR" and ensure patient is clear.
- * Press "SHOCK."
- * Reassess patient.



DOWNLOAD TO HEALTHEMS

Basic Life Support

INDICATIONS:

- * Any time cardiac monitoring is required and/or documented in HealthEMS, the EKG and all 12-leads shall be downloaded and attached to the ePCR.

CONTRAINDICATIONS:

PRECAUTIONS:

PROCEDURE:

- * Click paperclip icon in the HealthEMS ePCR. Select "EKG." Click down-arrow. Click "Next." Select "LifePak 12/15." Click "Next."
- * Press "TRANSMIT" on LifePak.
- * Click "Finish." Select the correct file. Click plus icon. Click "OK." Click "Yes."

ECG

Basic Life Support

INDICATIONS:

- * Suspected myocardial infarction, unexplained dyspnea, non-specific complaints, syncope.

CONTRAINDICATIONS:

PRECAUTIONS:

PROCEDURE:

- * Attach limb leads.
 - * Preferred locations for 12-lead acquisition are wrists and ankles.
 - * Preferred locations for 4-lead monitoring are shoulders and abdomen.
- * Attach precordial leads.
- * Perform 12-lead.
- * Perform 15-lead on the following patients:
 - * Non-diagnostic 12-lead OR
 - * Evidence of acute inferior wall injury.

SYNCRONIZED CARDIOVERSION

Advanced Life Support

INDICATIONS:

- * Unstable tachydysrhythmias.

CONTRAINDICATIONS:

PRECAUTIONS:

- * Exercise safety precautions. Cardiovert with extreme caution in patients on digitalis, beta-blockers, and calcium channel blockers.

PROCEDURE:

- * Explain procedure to patient.
- * If time permits, consider VERSED.
- * Record baseline rhythm.
- * Select lead with tallest R-wave.
- * Apply combo-pads (anterior-posterior is preferred).
- * Select appropriate energy.
 - * ADULT: 120 J.
 - * PEDIATRIC: 0.5-1 J/kg.
- * Synchronize ("SYNC") and observe markers on screen. If sense markers
- * Charge ("CHARGE") and clear patient. To cancel charge, press speed dial. If "SHOCK" is not pressed within 60 sec, charge is cancelled.
- * Call "CLEAR" and ensure patient is clear.
- * Press "SHOCK."
- * Reassess patient.

TRANSCUTANEOUS PACING (TCP)

Advanced Life Support

INDICATIONS:

- * Symptomatic bradydysrhythmias, heart blocks.

CONTRAINDICATIONS:

- * None in emergency setting.

PRECAUTIONS:

- * Exercise safety precautions. Do not place pacer electrodes directly over implanted pacemaker or AICD.

PROCEDURE:

- * Explain procedure to patient.
- * Connect 4-leads and record rhythm strip prior to pacing.
- * Select lead with tallest R-wave.
- * Apply combo-pads (anterior-posterior is preferred).
- * Turn pacer on and set rate to 80 bpm.
- * Gradually increase energy until electrical capture is observed (usually wide, bizarre QRS).
- * Check pulse for mechanical capture. If no mechanical capture, continue to increase energy until mechanical capture. If CPR is being conducted and no mechanical capture is detected at maximum energy, continue pacing.
- * Once mechanical capture is obtained, increase energy another 10%, assess blood pressure, and record rhythm strip.
- * If CPR is being conducted, continue for another 2 minutes before discontinuing.
- * Conscious: Consider **VERSED** 2.5-5 mg for sedation if discomfort is intolerable.

VITALS

Basic Life Support

INDICATIONS:

- * All patient contacts. Minimum of 2 sets of vitals required for all transported patients. Before and after medication administration. Every 5-10min in critical patients.

CONTRAINDICATIONS:

- * Do not attempt blood pressures on injured extremities, side of previous mastectomies, or dialysis shunts.

PRECAUTIONS:

PROCEDURE:

- * Choose and apply appropriately sized cuff. Auscultated blood pressure is required as a baseline to verify LifePak before medication administration.
- * Attach pulse-ox probe.
- * If patient is being transported ALS: Connect 4-lead cardiac monitor.

8-200 Meconium Aspirator

Advanced Life Support

INDICATIONS:

CONTRAINDICATIONS:

PRECAUTIONS:

PROCEDURE:



8-210 Morgan Lens

Advanced Life Support

INDICATIONS:

- * Chemical burns to face. Foreign object in eye.

CONTRAINDICATIONS:

PRECAUTIONS:

PROCEDURE:

- * Instill topical anesthetic (**TETRACAINE**).
- * Attach **NS** to IV set.
- * Begin flow.
- * Have patient look down. Insert lens under upper lid.
- * Have patient look up, retract lower lid. Drop lens into place.
- * Deliver at least 1/2 liter per eye.
- * If chemical is unknown or an alkali (base), flush for at least 20 min.
- * To remove, have patient look up, retract lower lid, and slide lens out.



8-220 NasoGastric (NG) Tube

Advanced Life Support

INDICATIONS:

CONTRAINDICATIONS:

PRECAUTIONS:

PROCEDURE:



8-230 NasoPharengeal Airway (NPA)

Basic Life Support

INDICATIONS:

- * Conscious or semiconscious patients unable to control their airway. Clinched jaws. Altered LOC with gag reflex.

CONTRAINDICATIONS:

- * Fluid or blood from ears or nose indicating basilar skull fracture.

PRECAUTIONS:

PROCEDURE:

- * Pre-oxygenate if possible.
- * Measure tube from tip of nose to the earlobe.
- * Lube airway with water-soluble jelly.
- * Insert tube (right nare first) with bevel towards the septum.
- * Reassess airway.



8-240 Nebulizer

Advanced Life Support

INDICATIONS:

- * Bronchospasms.

CONTRAINDICATIONS:

PRECAUTIONS:

PROCEDURE:

- * Select correct medication.
- * Confirm orders, dosage, and expiration.
- * Check patient allergies.
- * Add medication to reservoir of nebulizer. Add saline if necessary to equal 3 ml total volume.
- * Connect oxygen tubing and set flow rate to 6-8 lpm.
- * Have patient take deep breaths, holding for a second, and exhale through tube.
- * If patient is unable to hold nebulizer, attach to mask.
- * Medication is delivered in 5-10 min.
- * Observe patient for effects.



8-250 Nellcor Capnograph / Pulseoximeter

Basic Life Support

INDICATIONS:

- * All ALS patients. Respiratory distress. Chest discomfort.

CONTRAINDICATIONS:

- * None

PRECAUTIONS:

- * Accuracy is dependent upon adequate perfusion at probe site, bright ambient lighting, carbon monoxide poisoning, cyanide poisoning, nail polish, and polycythemia.

CAPNOGRAPH PROCEDURE:

- * Turn monitor on.
- * Attach capnograph probe (nasal cannula or ET tube) to patient and capnograph.
- * Observe readings. May need to instruct patient on nasal cannula to breathe out through their mouth.

PULSEOXIMETER PROCEDURE:

- * Find suitable location for probe.
- * Attach and record readings.
- * If erratic reading, move probe to different site.



8-260 OroPharengeal Airway (OPA)

Basic Life Support

INDICATIONS:

- * Unconscious, unresponsive.

CONTRAINDICATIONS:

- * Gag reflex.

PRECAUTIONS:

PROCEDURE:

- * Pre-oxygenate if possible.
- * Measure airway from corner of mouth to earlobe.
- * Grasp tongue and jaw, lifting anterior.
- * Insert airway inverted and rotate 180 degrees into place.
- * Reassess airway.



8-270 ParaPac 200d Ventilator

Advanced Life Support

INDICATIONS:

- * Need for ventilation of intubated patient.

CONTRAINDICATIONS:

- * None.

PRECAUTIONS:

- * Demand setting requires constant patient monitoring. If patient condition deteriorates, consider extubation and BVM.

PROCEDURE:

- * Adjust settings (may be based on existing ventilator settings or anticipated patient needs):
 - * Relief pressure is maximum delivered pressure.
 - * Air mix is set at either “No Air Mix (100% Oxygen)” or “Air Mix (45% Oxygen).”
 - * Frequency is the breaths per minute.
 - * Tidal volume is the volume of air per breath.
- * Connect supply hose to Oxygen, turn on Oxygen, and check visual alarm.
- * Connect patient hose and patient valve to ETT.
- * Confirm ventilation with auscultation and capnography. Confirm oxygenation with pulse oximeter.
- * Constant patient monitoring is made more critical if ventilator is in demand mode.
- * Consider NG and/or OG suction.

BAG INVENTORY:

- * 1 - ParaPac 200D Ventilator
- * 1 - Disposable Pneupac Ventilator Patient Circuit Kit (hose, patient valve, PEEP valve)
- * 1 - Green Oxygen Supply Hose
- * 1 - High Pressure Oxygen Quick Connector
- * 1 - Reusable Green Patient Delivery Hose
- * 1 - Reusable Green Patient Valve



8-280 Percutaneous Transtracheal Jet Insufflation - CALL FOR ORDERS

Advanced Life Support

INDICATIONS:

- * Can't intubate, can't ventilate last ditch airway effort specifically with the pediatric patient in which surgical cricothyrotomy would be contraindicated. THIS IS A TEMPORARY MEASURE.

CONTRAINDICATIONS:

- * Any other airway is indicated.

PRECAUTIONS:

- * None. This is a last resort airway. Without it, your patient will expire.

PROCEDURE:

- * Procedure tolerance:
 - * Consider **VERSED** 2.5-5 mg slow IVP every 5 min. Repeat as needed maintaining a systolic BP above 100.
 - * Consider adding **FENTANYL** 50-100 mcg slow IVP. May repeat to a total of 300 mcg.
- * Assemble, check, and prepare all equipment.
- * Place head in sniffing position (elevate head 2-4"). Maintain c-spine stabilization on trauma patients.
- * Hyperextend the neck slightly.
- * Perform needle aspiration into the trachea with syringe on needle, aspirating as you advance for the confirmation of air presence.
- * When air is drawn into syringe, stop the advancement of the needle and thread catheter over needle into trachea.
- * Remove needle leaving only the catheter in neck at a depth that is appropriate for size of child. Avoid insertion depths that would put catheter tip below the carina.
- * With ENK device attached to oxygen source, turn to highest possible liter flow.
- * Occlude all 5 holes on modulator for 1 to 2 seconds for oxygenation, then uncover for 3-5 seconds for ventilation if passive ventilation is not possible.
- * It may be beneficial to push down on chest on exhalation to expedite exit of gas volume.
- * Continue until other airway is established or arrival at a medical facility or transfer of care.
- * ET medications can be administered through syringe port if needed.



8-290 Physical Restraint - CALL FOR ORDERS

Advanced Life Support

INDICATIONS:

- * Medical or behavioral emergency endangering patient and/or EMS personnel or prohibiting appropriate medical evaluation and transport.

CONTRAINDICATIONS:

PRECAUTIONS:

PROCEDURE:

- * Maintain scene, crew, and personal safety.
 - * Attempt verbal de-escalation.
 - * Utilize family and friends to calm patient if they are helpful.
 - * Utilize law enforcement presence to calm patient.
 - * Managing the patient's pain may assist in calming patient.
 - * Utilize the least restrictive device that achieves desired result.
 - * Monitor patient for physical response, extremity circulation, respiratory compromise, and aspiration risk.
 - * Proper body alignment and patient comfort will be addressed.
-
- * If restrained by law enforcement (i.e. hand-cuffs), an officer from the arresting agency must be present throughout EMS transport.

MEDICAL CONTROL must be contacted prior to or immediately following patient restraint.



8-295 PICC & Central Line Access Kit

Advanced Life Support

INDICATIONS:

- * Any patient who needs IV access, 2 attempts at IV access have failed, IO contraindicated or conscious patient, and at least one of the following:
 - * ALOC or GCS<8,
 - * Hemodynamic instability,
 - * Extreme respiratory compromise, OR
 - * Full arrest.

CONTRAINDICATIONS:

- * Inability to obtain/maintain sterile field.

PRECAUTIONS:

- * Sterile technique must be utilized.

PROCEDURE (see NUR 07.18):

- * Cleanse the needless infusion cap. May use any catheter present.
- * Aseptically attach flush.
- * Open clamp on catheter lumen.
- * Aspirate fluid from catheter slowly until blood return. If unable to aspirate blood, catheter is clotted and will need to be declotted in a hospital setting.
- * Flush with **NS**. Remove flush while maintain pressure on syringe plunger.
- * Attach appropriate IV fluids.



8-300 Plum XL Infusion System

Advanced Life Support

INDICATIONS:

- * Patient requiring drip medications.

CONTRAINDICATIONS:

PRECAUTIONS:

CASSETTE PRIMING AND LOADING PROCEDURE:

- * Make sure flow regulator is closed (white screw pushed in).
- * Insert piercing pin with a twisting motion into medication.
- * Fill drip chamber.
- * Invert cassette.
- * Turn flow regulator counterclockwise until a drop of fluid is seen in pumping chamber.
- * Turn cassette upright and prime remainder of administration set.
- * Push flow regulator closed.
- * Make sure proximal clamp (above cassette) is open.
- * Open cassette door and insert cassette.
- * Close door.

INFUSION PROCEDURE:

- * Turn knob to "SET RATE."
- * Use up, down, and/or "QUICKSET" buttons to select infusion rate.
- * Turn knob to "SET VTBI."
- * Use up, down, and/or "QUICKSET" buttons to select volume to be infused.
- * Turn knob to "RUN."



8-310 Pneumatic Anti-Shock Garment (MAST) - CALL FOR ORDERS

Basic Life Support

INDICATIONS:

- * Splint for pelvic fracture or lower extremity splint.

CONTRAINDICATIONS:

- * Pulmonary edema, uncontrolled bleeding above abdomen, late term pregnancy (legs only may be inflated), impaled objects, evisceration of bowel (legs only may be inflated).

PRECAUTIONS:

PROCEDURE:

*** CONTACT MEDICAL CONTROL:**

- * Remove clothing from lower extremities and abdomen.
- * Perform rapid inspection/palpation of abdomen, pelvis, and legs.
- * Assess vitals and lung sounds.
- * Apply garment using log-roll, trouser, or scoop method.
- * Secure straps making sure top of abdominal section is below the last rib.
- * Connect inflation tubing to all compartments.
- * Open valves to both leg compartments.
- * Inflate legs simultaneously to 90 mm/hg.
- * Close valves to leg compartments.
- * Reassess vitals and lung sounds.
- * If SBP<80, inflate abdominal compartment. If lung sounds indicate pulmonary edema or SBP>80, do not inflate abdominal compartment.
- * Open valves to abdominal compartment.
- * Inflate to 90 mm/hg.
- * Close valves to abdominal compartment.
- * Reassess vitals and lung sounds.
- * Sudden changes in temperature and elevation may cause increases or decreases in garment pressure.



8-320 Port-A-Cath Access Kit

Advanced Life Support

INDICATIONS:

- * Any patient who needs IV access, 2 attempts at IV access have failed, IO contraindicated or conscious patient, and at least one of the following:
 - * ALOC or GCS<8,
 - * Hemodynamic instability,
 - * Extreme respiratory compromise, OR
 - * Full arrest.

CONTRAINDICATIONS:

- * Inability to obtain/maintain sterile field.

PRECAUTIONS:

- * Sterile technique must be utilized.

PROCEDURE (see NUR 11.34):

- * Gather equipment and don mask.
- * Palpate subcutaneous tissue to determine borders of the access device. Palpate the implanted infusion port borders and locate the septum and center of the septum. Determine if the patient has a single or double lumen implanted infusion port. Choose the smallest gauge non-coring needle that accommodates the therapy. Select a length that allows the length of the needle to sit flush to the skin and securely within the port.
- * Assess the site for symptoms of infection.
- * Open the implanted infusion port access kit using the sterile inner surface to create sterile field.
- * Using sterile technique, remove wrapper from 10 ml syringe and place on sterile field. Remove packaging and place the needle with extension tubing, needleless injection cap, adhesive skin closures, and dressing on sterile field.
- * Using sterile technique, prime tubing with **NS** syringe. Attach needleless injection cap to extension to needle.
- * Cleanse insertion site with antiseptic for 30 seconds and allow to air dry.
- * Stabilize borders of implanted port and insert needle firmly into center of port septum using 90 degree angle perpendicular to the skin. Advance needle until reaching base of portal reservoir.
- * Aspirate blood and then flush with **NS**.
- * Stabilize needle with dressing, occlusive dressing, and/or tape. Document date, time, and your initials on external dressing.



8-330 QuickTrach II Cricothyrotomy Kit

Advanced Life Support

INDICATIONS:

- * Patients needing emergency airway access and control when they are unable to be adequately ventilated or intubated due to trauma or other causes. THIS PROCEDURE IS A LAST RESORT WHEN ALL ATTEMPTS AT VENTILATING THE PATIENT HAVE FAILED.

CONTRAINDICATIONS:

- * None in emergency setting.

PRECAUTIONS:

- * Complications include hemorrhage from great vessel lacerations and damage to surrounding structures. Constantly check ventilation by standard techniques.

PROCEDURE:

- * Prepare the device: Remove valve opener and completely evacuate the cuff with the included 10 ml syringe. Remove and fill syringe for inflating the cuff with 10 ml of air.
- * Prepare the patient: Hyperextend the head of the patient. Locate the cricothyroid membrane by palpation of the depression between the thyroid and cricoids cartilage. Stabilize this point with forefinger and thumb for puncture.
- * Puncture the cricothyroid membrane and insert QuickTrach II until red stopper touches skin. An incision is not necessary.
- * Aspirate syringe to determine position of cannula. Aspiration of air indicates proper placement in trachea. If no air is aspirated, remove red stopper and advance slowly until air can be aspirated.
- * Remove red stopper.
- * Push cannula forward into the trachea and remove metal needle.
- * Inflate cuff with 10 ml of air.
- * Secure with foam neck tape.
- * Attach BVM with connector and verify placement with auscultation and capnography.



8-340 Sager Splint

Basic Life Support

INDICATIONS:

CONTRAINDICATIONS:

PRECAUTIONS:

PROCEDURE:



8-350 Spinal Motion Restriction (SMR)

Basic Life Support

INDICATIONS:

- * External trauma to clavicles, mechanism of rapid deceleration, penetrating trauma to head, neck, chest, abdomen, or pelvis, unconscious with unknown history of event, CNS complaints.
- * Exceptions: Elderly fall from standing with isolated extremity fracture (i.e. hip fracture) without mechanism for spinal injury do not need SMR.
- * Patients “cleared” by transferring physician being taken to trauma center meeting requirements for SMR must have SMR.

CONTRAINDICATIONS:

PRECAUTIONS:

- * Properly sized c-collar must be used. Appropriate amount of padding is needed to provide correct stabilization.

C-COLLAR PROCEDURE:

- * Assess distal pulse, motor, and sensation.
- * Bring patient’s head to eyes-forward inline position.
- * Maintain manual stabilization.
- * Measure and size collar (trapezius muscle at base of neck to bottom of chin).
- * Pre-form collar to estimated shape.
- * Supine patient: Slide loop fastener end under neck.
- * Position chin piece and secure collar around neck.
- * Reassess distal pulse, motor, and sensation.

BACKBOARD PROCEDURE:

- * Assess distal pulse, motor, and sensation.
- * Apply c-collar.
- * Log-roll patient onto his/her side.
- * Assess posterior and position backboard.
- * Log-roll patient onto board.
- * Secure thorax and legs to backboard. Pad. Ensure breathing is not restricted.
- * Secure head and c-collar to backboard. Pad as needed. Tape should stick to all areas of forehead, eyebrows, collar, etc.
- * Reassess distal pulse, motor, and sensation.



8-360 Splint

Basic Life Support

INDICATIONS:

- * Isolated extremity fracture, sprain, strain, snakebite, or bleeding control.

CONTRAINDICATIONS:

PRECAUTIONS:

- * May be time consuming, should not take priority over life threatening conditions. Bone fracture splints should immobilize joints above and below. Joint fractures should immobilize bones above and below.

PROCEDURE:

- * Following splints are recommended for the following situations. Every situation is different, so splints may have to be improvised to achieve the desired effect of immobilization:
 - * Clavicle: Sling and swath.
 - * Radius/ulna: Ladder, board, or SAM.
 - * Tibia/fibula: Ladder, board, or SAM.
 - * Ankle: Pillow.
 - * Joints: In position found.
 - * Pelvis: Scoop, pillow, inverted KED, LSB, MAST.
 - * Hand: In position of function.
- * Assess distal pulse, motor, and senses before and after splinting.



8-370 S-Scort Suction Pump

Basic Life Support

INDICATIONS:

CONTRAINDICATIONS:

PRECAUTIONS:

- * Be sure to switch off as soon as possible to avoid shorting batteries.

PROCEDURE:

- * Place 2 fully charged batteries.
- * Attach patient connecting tube to patient port on the canister.
- * Turn switch on.
- * Occlude end of patient connecting tube and keep it occluded for 10sec. Release occlusion and check for negative pressure. If no negative pressure, check to ensure canister lid is tight and connections are secure.
- * Dispose of canister after use.



8-380 Thoracentesis (14ga Jelco)

Advanced Life Support

INDICATIONS:

- * Increased difficulty ventilating with open airway. Absent lung sounds on affected side. JVD. Hypotension. Increasing respiratory distress. Decreased SpO₂. Traumatic cardiac arrest with chest pathology.

CONTRAINDICATIONS:

- * None in presence of tension pneumothorax.

PRECAUTIONS:

- * Complications may include laceration of intercostal vessels, creation of pneumothorax, laceration of lung tissue, and risk of infection.

PROCEDURE:

- * Identify second or third intercostal space, midclavicular line, on affected side.
- * Clean area with antiseptic.
- * Insert Jelco into skin over just over superior border of third rib.
- * Insert catheter through parietal pleura until air escapes.
- * Air should exit under pressure.
- * Remove needle and leave plastic catheter in place.
- * Reassess frequently for redevelopment of pneumothorax.
- * If tension pneumothorax returns, repeat procedure.



8-390 Tourniquet

Basic Life Support

INDICATIONS:

- * As a last resort for bleeding control and should only be employed when bleeding is life threatening.

CONTRAINDICATIONS:

PRECAUTIONS:

PROCEDURE:

- * Apply tourniquet. May use cloth, blood pressure cuff, or commercial device. Constricting band should be at least 1 inch wide.
- * Tighten tourniquet until bright red bleeding has stopped.
- * Secure tourniquet from loosening.
- * Note the time of tourniquet application.



8-400 Traction Splint

Basic Life Support

INDICATIONS:

- * Open or closed femur fracture.

CONTRAINDICATIONS:

- * Proximal femur fracture. Pelvic fracture. Tibia/fibula fracture.

PRECAUTIONS:

- * In the case of open fracture with obvious contamination, loose debris should be brushed away and flushed with saline prior to reduction.

PROCEDURE:

- * Assess distal pulse, motor, and sensation. If pulses are absent, apply manual, inline traction. Pulseoximetry can help with distal pulse monitoring.

- * Consider **MEDICAL CONTROL** for angulated or pulseless fractures.

- * Stabilize limb manually.
- * **ALS:** Consider sedation or analgesia prior to moving extremity.
- * In general, if distal pulses and sensation are present, field reduction should not be attempted.
- * Reassess distal pulse, motor, and sensation.
- * Patient destination should be a trauma center.
- * In the event of bilateral femur fractures, consider **MAST** pants.



8-410 Turkel Needle

Advanced Life Support

INDICATIONS:

- * Increased difficulty ventilating with open airway. Absent lung sounds on affected side. JVD. Hypotension. Increasing respiratory distress. Decreased SpO₂. Traumatic cardiac arrest with chest pathology.

CONTRAINDICATIONS:

- * None in presence of tension pneumothorax.

PRECAUTIONS:

- * Complications may include laceration of intercostal vessels, creation of pneumothorax, laceration of lung tissue, and risk of infection.

PROCEDURE:

- * Identify second or third intercostal space, midclavicular line, on affected side.
- * Clean area with antiseptic.
- * Insert Turkel into skin over just over superior border of third rib.
- * Insert catheter through parietal pleura until air escapes.
- * During insertion, the color band will show RED until through parietal pleura, then it turns GREEN.
- * Advance catheter off device.
- * Air should exit under pressure.
- * Close 3-way valve.
- * Reassess frequently for redevelopment of pneumothorax.
- * If tension pneumothorax returns, open 3-way valve to release pressure.

