

Cedar, Hickory, Polk, & St Clair EMS Protocols

Part 0 - Front Matter

Section 0-010 - Master Signature Page

Version Number: v 8

Version Date: August 1st, 2016

Medical direction for Bolivar City Fire Department, Cedar County Dispatch Center, Citizens Memorial Hospital EMS, Community AEDs, Morrisville Fire Protection District, Polk County Dispatch Center:



(Roger Merk, MD)

Medical direction for Ellett Memorial Hospital EMS:



(Paul Kramer, MD)

Bolivar City Fire Department Chief:



(James Ludden)

Cedar County Dispatch Director:




(David Shoemaker)

Citizens Memorial EMS Director:



(Neal Taylor)

Citizens Memorial EMS Clinical Officer:




(Theron Becker)

Ellett Memorial EMS Director:



(Shane Croft)

Morrisville Fire Protection District Chief:



(William Proctor)

Polk County Dispatch Director:



(Sarah Newell)

These protocols are designed to provide Community Responders using AEDs and Emergency Medical Dispatchers (EMD), Emergency Medical Responders (EMR), Emergency Medical Technicians (EMT), Advanced Emergency Medical Technicians (AEMT), Registered Nurses (RN), and Paramedics employed with Bolivar City Fire Department, Cedar County Dispatch Center, Citizens Memorial Hospital, Ellett Memorial Hospital, Morrisville Fire Protection District, and Polk County Dispatch Center with standing written orders to provide patient care. Refer to the next page (Section 0-020 - Standing Orders for Agency Type - Page 2) for specific standing order definitions based on the type of agency represented. This document will be reviewed annually.

Medications and equipment listed in these protocols may not reflect actual medications and equipment available due to drug shortages and other considerations. Refer to Section 7-001 - Medications Currently on Response Vehicles (page 95) and Section 8-001 - Equipment Currently on Response Vehicles (page 167).

Unless specified Adult or Pediatric, protocols apply to both adult and pediatric patients. Pediatric is defined as a patient under the age of 18 years unless otherwise specified.

This copy is issued to: _____

Section 0-020 - Standing Orders for Agency Type

EMS Transport Agencies:

EMT, AEMT, RN, and Paramedic providers will utilize the following protocols while on scene and during transport to coordinate care, stabilize the patient, and improve their condition where possible. The transporting RN or Paramedic is ultimately responsible to ensure complete patient care, including BLS-level procedures.

First Response Agencies:

EMR and EMT providers will utilize the following protocols while on scene of an illness or injury to coordinate care and stabilize the patient. AEMT, RN, and Paramedic providers responding with a first responder agencies will operate as EMTs using the following protocols.

Dispatch Centers:

EMD providers will utilize Medical Priority Dispatch System (MPDS) version 13 approved by the International Academy of Emergency Medical Dispatch (IAEMD) to provide emergency medical instructions to 9-1-1 callers. This includes protocols 1 through 33 and associated determinate codes, pre-arrival instructions, and diagnostic tools. Specific EMD medical direction can be found in the following locations:

MPDS Card	Protocol Title	Page
All 9-1-1 calls	Protocol 1-010 - General Assessment and Treatment - Medical	11
	Protocol 1-020 - General Assessment and Treatment - Trauma	12
	Section 6-020 - Air Ambulance	70
	Protocol 6-085 - High-Threat Response	80
	Section 6-095 - Mutual Aid Maps	83
Aspirin Diagnostic	Protocol 2-050 - Chest Discomfort	19
Protocol 7 (Burns)	Protocol 5-030 - Burns	60
Protocol 8 (Hazmat)	Protocol 4-140 - Poisoning or Overdose	54
Protocol 9 (Cardiac Arrest) - Obvious death	Section 6-140 - Termination of Resuscitation	94
Protocol 9 (Cardiac Arrest) - Expected death	Section 6-140 - Termination of Resuscitation	94
Protocol 9 (Cardiac Arrest) - Cardiac arrest pathway	Protocol 6-025 - Cardiopulmonary Resuscitation (CPR)	72
Protocol 14 (Drowning) - Obvious death	Protocol 3-010 - Drowning	33
Protocol 18 (Headache) - Stroke time window	Protocol 4-050 - Cerebrovascular Accident (CVA) or Stroke	41
Protocol 24 (Pregnancy) - High risk complications	Protocol 4-090 - Childbirth	48
Protocol 28 (Stroke) - Stroke time window	Protocol 4-050 - Cerebrovascular Accident (CVA) or Stroke	41
Protocol 33 (Transfer) - Acuity levels	Section 6-125 - Transfer Out of Hospital	92

Community Responders:

Persons in the communities served by Citizens Memorial Hospital using or maintaining Automated External Defibrillators (AED) will utilize the following protocols to enhance survivability from cardiac arrest:

- Protocol 2-030 - Automated External Defibrillation (AED) (page 17).
- Section 8-010 - Automated External Defibrillator (AED) (page 173).

Section 0-100 - Hard-Copy Protocol Maintenance Agreement

Hard copies of these protocols will be provided at the locations below for reference by CMH/EMH employees or other interested individuals. It is the responsibility of the county managers (or their designee) to maintain these copies with updates and in good condition.

- One copy provided to each medical director. This copy is usually located at CMH ER and EMH ER.
- One copy provided to each EMS supervisor.
- One copy provided in each ambulance base. It is the discretion of the county manager to designate a usual location for these copies.
- One copy provided in each ambulance. These copies are usually located between the front seats in the cab of the ambulance.

If you wish to have an official pocket-sized hard-copy of these protocols, please agree to the following:

- I will maintain these protocols with updates as they are provided to me.
- I will protect this hard-copy from damage that is above and beyond normal use.
- I will not alter, add to, or modify these protocols. If you have a specific resource you would like included, please provide it to the EMS Clinical Officer for inclusion in the next version.
- Upon my separation from CMH or EMH, I will return these protocols to the EMS Clinical Officer in good working order to be issued to another individual.

- Date of agreement: _____

- Your name: _____

- Your signature: _____

Section 0-200 - Document Style Standards

- *Adult* or *Pediatric* orders.
- **Medication** or **Procedure** order.
- **MEDICAL CONTROL** order.

Section 0-250 - EMS Research

When available, these protocols are based on evidenced-based research and peer-reviewed journal articles. On occasion, specific studies are done with historical data from CMH EMS. When specifically referenced, these articles and studies are referenced and can be found at the end of each protocol or section and in Section 9-010 - References (page 221).

Additional research articles and papers are stored on a shared OneDrive account. These can be found here:

<https://1drv.ms/f/s!AhXVq2PP9skmgnWX0B5-DRRgExf1>



Section 0-300 - Table of Contents

Part 0 - Front Matter	1
Section 0-010 - Master Signature Page.....	1
Section 0-020 - Standing Orders for Agency Type	2
Section 0-100 - Hard-Copy Protocol Maintenance Agreement.....	3
Section 0-200 - Document Style Standards	4
Section 0-250 - EMS Research.....	4
Section 0-300 - Table of Contents	5
Part 1 - Assessment Protocols.....	11
Protocol 1-010 - General Assessment and Treatment - Medical.....	11
Protocol 1-020 - General Assessment and Treatment - Trauma.....	12
Section 1-021 - Trauma Destination Determination Flowchart.....	13
Section 1-030 - Assessment Tools.....	14
Part 2 - Cardiac Protocols	15
Protocol 2-010 - Asystole	15
Protocol 2-020 - Atrial Fibrillation (A-Fib) or Atrial Flutter	16
Protocol 2-030 - Automated External Defibrillation (AED)	17
Protocol 2-040 - Bradycardia.....	18
Protocol 2-050 - Chest Discomfort.....	19
Section 2-051 - EKG Interpretation Guide.....	20
Section 2-052 - STEMI Destination Determination Flowchart	21
Protocol 2-060 - Post Resuscitative Care.....	22
Protocol 2-070 - Pulseless Electrical Activity (PEA).....	23
Protocol 2-080 - Tachycardia Narrow Stable	24
Protocol 2-090 - Tachycardia Narrow Unstable	25
Protocol 2-100 - Tachycardia Wide Stable.....	26
Protocol 2-110 - Tachycardia Wide Unstable.....	27
Protocol 2-120 - Torsades de Pointes	28
Protocol 2-130 - Ventricular Ectopy.....	29
Protocol 2-140 - Ventricular Fibrillation (V-Fib or V-Tach)	30
Protocol 2-150 - Wolff-Parkinson-White (WPW).....	31
Part 3 - Environmental Protocols.....	33
Protocol 3-010 - Drowning	33
Protocol 3-020 - Hyperthermia	34
Protocol 3-030 - Hypothermia	35
Part 4 - Medical Protocols.....	37
Protocol 4-010 - Abdominal Pain	37
Protocol 4-020 - Anaphylaxis	38
Protocol 4-030 - Asthma.....	39
Protocol 4-040 - Behavioral.....	40
Protocol 4-050 - Cerebrovascular Accident (CVA) or Stroke.....	41
Section 4-051 - NIH Stroke Scale Questions.....	42
Section 4-052 - NIH Stroke Scale Images	43
Section 4-053 - Stroke Destination Determination Flowchart.....	44
Protocol 4-060 - Chronic Obstructive Pulmonary Disease (COPD)	45
Protocol 4-070 - Congestive Heart Failure (CHF).....	46
Protocol 4-080 - Croup	47
Protocol 4-090 - Childbirth.....	48
Section 4-091 - Newborn Assessment.....	49

Section 0-300 - Table of Contents

Protocol 4-100 - Fever	50
Protocol 4-110 - Hypertension.....	51
Protocol 4-120 - Hypoglycemia.....	52
Protocol 4-130 - Neonatal Resuscitation	53
Protocol 4-140 - Poisoning or Overdose.....	54
Protocol 4-160 - Pre-Term Labor	55
Protocol 4-170 - Seizures.....	56
Protocol 4-175 - Sepsis	57
Protocol 4-180 - Vaginal Bleeding	58
Part 5 - Trauma Protocols	59
Protocol 5-020 - Abdominal Trauma.....	59
Protocol 5-030 - Burns.....	60
Protocol 5-040 - Chest Trauma.....	61
Protocol 5-050 - Extremity Trauma.....	62
Protocol 5-060 - Eye Injury	63
Protocol 5-070 - Head Trauma	64
Protocol 5-080 - Spinal Trauma.....	65
Protocol 5-085 - Superficial Penetrating Object Removal	66
Protocol 5-090 - Trauma Arrest.....	67
Part 6 - General Protocols	69
Section 6-010 - Acquisition of Medical Control.....	69
Section 6-020 - Air Ambulance	70
Section 6-021 - No Fly Zone	71
Protocol 6-025 - Cardiopulmonary Resuscitation (CPR)	72
Section 6-030 - Competencies and Education	73
Protocol 6-040 - Control of Nausea	74
Protocol 6-050 - Control of Pain.....	75
Protocol 6-055 - Decontamination.....	76
Section 6-060 - Do Not Resuscitate (DNR).....	77
Section 6-070 - Documentation	78
Protocol 6-080 - Event Standby.....	79
Protocol 6-085 - High-Threat Response	80
Protocol 6-090 - IDLH Standby.....	82
Section 6-095 - Mutual Aid Maps	83
Section 6-100 - Off-Duty Protocols.....	86
Section 6-105 - Quality Improvement	87
Protocol 6-110 - Rapid Sequence Intubation (RSI)	88
Section 6-111 - RSI Dosing Sheet	90
Section 6-120 - Transfer of Care	91
Section 6-125 - Transfer Out of Hospital	92
Protocol 6-130 - Triage.....	93
Section 6-140 - Termination of Resuscitation	94
Part 7 - Medication Protocols	95
Section 7-001 - Medications Currently on Response Vehicles	95
Section 7-005 - Medications that prolong QT interval	98
Section 7-010 - Acetaminophen (Tylenol)	100
Section 7-020 - Activated Charcoal (Actidose).....	101
Section 7-030 - Adenosine (Adenocard).....	102
Section 7-040 - Albuterol (Proventil, Ventolin)	103

Section 7-050 - Amiodarone (Cordarone)	104
Section 7-060 - Aspirin (Bayer).....	105
Section 7-070 - Ativan (Lorazepam)	106
Section 7-080 - Atropine (Sal-Tropine).....	107
Section 7-090 - Benadryl (Diphenhydramine).....	108
Section 7-100 - Calcium Chloride (Calciject)	109
Section 7-110 - Captopril (Capoten).....	110
Section 7-120 - Cardizem (Diltiazem).....	111
Section 7-130 - Compazine (Prochlorperazine).....	113
Section 7-135 - Cyanokit (Hydroxocobalamin, Vitamin B12).....	114
Section 7-140 - Decadron (Dexamethasone)	115
Section 7-150 - Dextrose	116
Section 7-160 - Dilaudid (Hydromorphone)	117
Section 7-170 - Dopamine (Intropin).....	118
Section 7-180 - Duoneb (Ipratropium and Albuterol, Combivent)	120
Section 7-190 - Epinephrine 1:1,000	121
Section 7-200 - Epinephrine 1:10,000	122
Section 7-210 - Epinephrine Racemic (Micronefrin)	123
Section 7-220 - Etomidate (Amidate)	124
Section 7-230 - Fentanyl (Sublimaze)	125
Section 7-240 - Glucagon	126
Section 7-250 - Glucose.....	127
Section 7-260 - Haldol (Haloperidol)	128
Section 7-270 - Heparin	129
Section 7-280 - Hydralazine (Apresoline)	130
Section 7-300 - Ibuprofen (Advil, Pediaprofen).....	131
Section 7-320 - Ipratropium (Atrovent).....	132
Section 7-330 - Ketamine (Ketalar).....	133
Section 7-340 - Labetalol (Nomadyne).....	135
Section 7-350 - Lactated Ringers (LR).....	136
Section 7-360 - Lasix (Furosemide)	137
Section 7-370 - Lidocaine (Xylocaine).....	138
Section 7-380 - Magnesium Sulfate.....	140
Section 7-390 - Morphine	141
Section 7-400 - Narcan (Naloxone)	142
Section 7-410 - Neo-Synephrine (Phenylephrine).....	143
Section 7-420 - Nitroglycerin (Nitrostat, Nitolingual, Tridil)	144
Section 7-440 - Normal Saline (NS, Sodium Chloride)	145
Section 7-460 - Oxygen	146
Section 7-470 - Oxytocin (Pitocin).....	147
Section 7-480 - Phenergan (Promethazine)	148
Section 7-490 - Procainamide (Pronestyl)	149
Section 7-500 - Propofol (Diprivan).....	150
Section 7-505 - Reglan (Metoclopramide)	151
Section 7-520 - Rocuronium (Zemuron).....	152
Section 7-525 - Romazicon (Flumazenil).....	153
Section 7-530 - Sodium Bicarbonate (Soda)	154
Section 7-540 - Solu-Medrol (Methylprednisolone).....	155
Section 7-550 - Succinylcholine (Anectine).....	156

Section 0-300 - Table of Contents

Section 7-560 - Tetracaine	157
Section 7-570 - Thiamine (Vitamin B1)	158
Section 7-575 - Toradol (Ketorolac).....	159
Section 7-578 - TXA (Tranexamic Acid)	160
Section 7-580 - Valium (Diazepam).....	161
Section 7-590 - Vecuronium (Norcuron).....	162
Section 7-600 - Versed (Midazolam).....	163
Section 7-610 - Xopenex (Levalbuterol)	164
Section 7-620 - Zofran (Ondansetron).....	165
Part 8 - Equipment Protocols	167
Section 8-001 - Equipment Currently on Response Vehicles.....	167
Section 8-010 - Automated External Defibrillator (AED).....	173
Section 8-020 - Blood Draw Kit	174
Section 8-030 - Bougie	175
Section 8-032 - Capnometer	176
Section 8-040 - Chest Compressor	177
Section 8-050 - Continuous Positive Airway Pressure (CPAP)	178
Section 8-060 - Cot	179
Section 8-070 - Cricothyrotomy Kit	181
Section 8-075 - Decompression Needle.....	182
Section 8-080 - Endotracheal Tube (ET).....	183
Section 8-110 - Gastric Tube	184
Section 8-120 - Glucometer	185
Section 8-125 - Hemostatic Agent.....	186
Section 8-130 - Intranasal (IN) Device.....	187
Section 8-135 - Intraosseous (IO) Needle.....	188
Section 8-140 - Intravascular (IV) Needle.....	189
Section 8-142 - IV Pump	190
Section 8-150 - Kendrick Extrication Device (KED).....	191
Section 8-160 - King LTSD Airway.....	192
Section 8-170 - Laryngeal Mask Airway (LMA) Supreme	193
Section 8-180 - Laryngoscope	194
Section 8-190 - LifePak	195
Section 8-200 - Meconium Aspirator	202
Section 8-210 - Morgan Lens	203
Section 8-230 - Naso-Pharyngeal Airway (NPA).....	204
Section 8-240 - Nebulizer	205
Section 8-260 - Oro-Pharyngeal Airway (OPA).....	206
Section 8-290 - Physical Restraint.....	207
Section 8-295 - PICC and Central Line Access Kit.....	208
Section 8-320 - Port Access Kit.....	209
Section 8-330 - Portable Ventilator	210
Section 8-350 - Spinal Motion Restriction (SMR)	211
Section 8-360 - Splint	212
Section 8-365 - Stair Chair	213
Section 8-370 - Suction.....	214
Section 8-380 - Thermometer	215
Section 8-390 - Tourniquet	219
Section 8-400 - Traction Splint.....	220

Part 9 - Appendix	221
Section 9-010 - References	221
Section 9-020 - Change Log	227
Section 9-040 - Index	240
Section 9-050 - Glossary of Abbreviations.....	247

This page is left intentionally blank.

Part 1 - Assessment Protocols

Protocol 1-010 - General Assessment and Treatment - Medical

<p><u>BLS - EMD</u></p> <ul style="list-style-type: none"> * Utilize appropriate MPDS protocol for all calls where a patient may be ill. 	<p><u>ALS - RN/Paramedic</u></p> <ul style="list-style-type: none"> * Ensure completion of all applicable BLS items on the left.
<p><u>BLS - EMR</u></p> <ul style="list-style-type: none"> * Scene safety. * Coordinate with or establish incident command. * BSI. * Determine nature of illness. * Determine number of patients. * Determine need for additional resources. * ABCs. * LOC. * SAMPLE history. * Focused assessment. * Baseline vitals. <ul style="list-style-type: none"> * Two sets of vitals should be obtained that include time, blood pressure, pulse, respirations, SpO₂, and Pain level. <ul style="list-style-type: none"> + If patient contact time is less than 15 minutes (i.e. very short transport time with a critical patient), one set of vitals may be appropriate. * When appropriate, additional vitals may include temperature, orthostatic blood pressure, and Glucose. Consider assisting ALS with ETCO₂. 	<ul style="list-style-type: none"> * <u>ALS indicated when:</u> <ul style="list-style-type: none"> * Unresponsive. * Responsive meeting one of the following: <ul style="list-style-type: none"> + Altered mental status. + GCS less than 13. + Respiratory distress. + Signs of shock. + PulseOx less than 88. + Need for IV/IO or medications. + Chest discomfort. + <u>Adult</u> vitals: <ul style="list-style-type: none"> * SBP less than 100 or greater than 180 * Pulse less than 60 or greater than 120 * Respirations less than 12 or greater than 30
<p><u>BLS - EMT</u></p> <ul style="list-style-type: none"> * Ensure completion of applicable EMR items above. * Responsive: Treatment decision (BLS / ALS). * Interfacility transfer of patients meeting BLS criteria with the only exception of Heparin- or Saline-locked IV may be transported BLS. * Four-lead cardiac monitoring does not require the patient to be transported ALS, but an ALS patient does require cardiac monitoring. If BLS patient with four-lead, do not document EKG monitoring. 12-Lead EKG does require the patient to be ALS. Any EKG monitor for assessment must be transported ALS. * A BLS ambulance with an ALS patient shall request ALS intercept or transport to the nearest emergency room or CMH. 	<ul style="list-style-type: none"> + <u>Pediatric</u> vitals: <ul style="list-style-type: none"> * SBP less than 70 + 2 x (age yrs) * Pulse less than 60 or greater than 140 * Respirations greater than 30 * <u>Pediatric</u>: Utilize Broslow tape for equipment and drug dosages.
<p><u>BLS - AEMT</u></p> <ul style="list-style-type: none"> * Ensure completion of applicable EMT items above. 	<ul style="list-style-type: none"> * Rapid medical assessment. * Treat per appropriate protocol. * Transport.

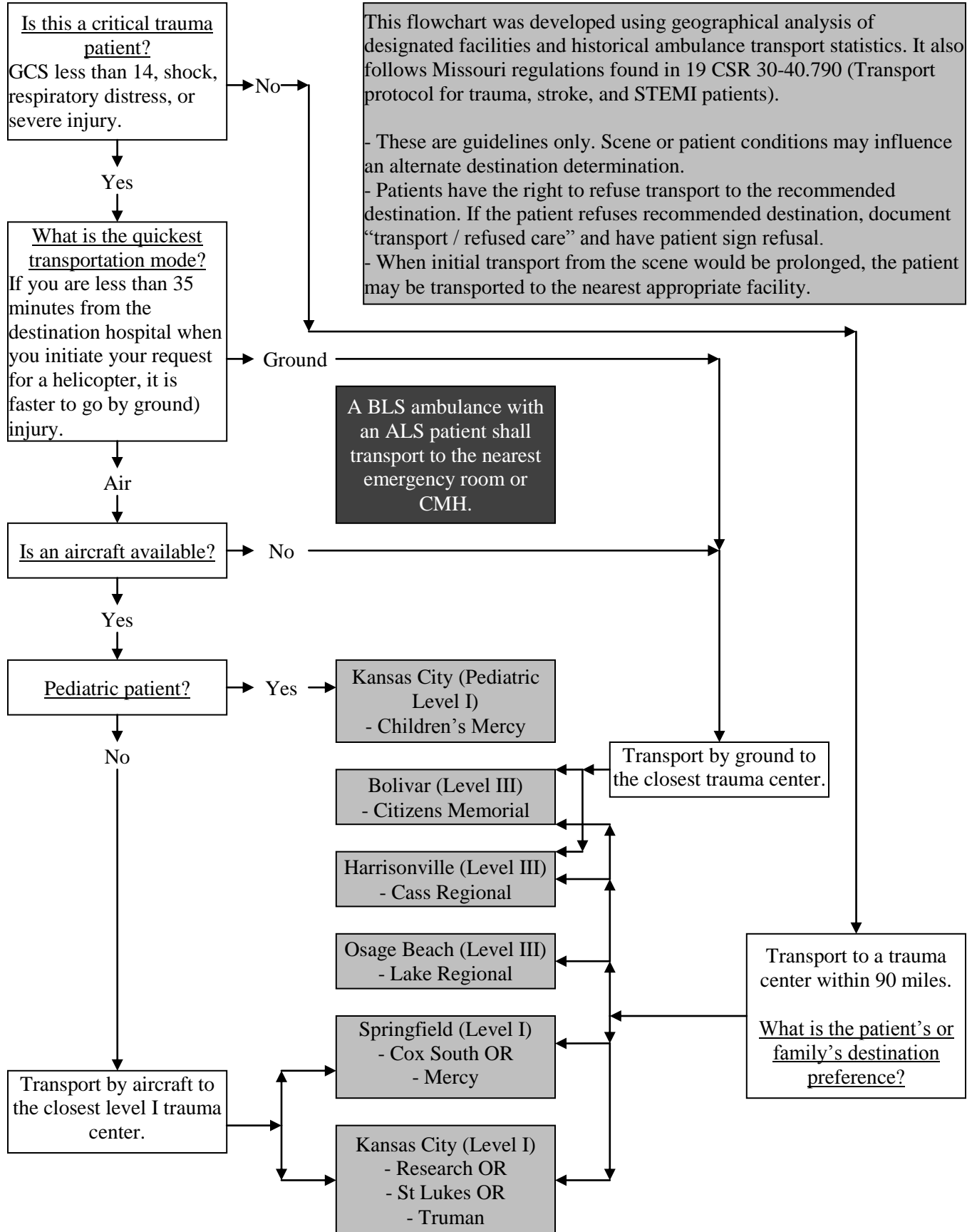
Citations: (Chapter 190 - Emergency services, 2012)

Protocol 1-020 - General Assessment and Treatment - Trauma

<p><u>BLS - EMD</u></p> <ul style="list-style-type: none"> * Utilize appropriate MPDS protocol for all calls where a patient may be injured. 	<p><u>ALS - RN/Paramedic</u></p> <ul style="list-style-type: none"> * Ensure completion of all applicable BLS items on the left. * <u>ALS indicated when:</u> <ul style="list-style-type: none"> * Significant MOI. * Unresponsive. * Responsive meeting one of the following: <ul style="list-style-type: none"> + Altered mental status. + GCS less than 13. + Respiratory distress. + Signs of shock. + PulseOx less than 90. + Need for IV/IO or medications. + Chest discomfort. + Severe Pain.
<p><u>BLS - EMR</u></p> <ul style="list-style-type: none"> * Scene safety. * Coordinate with or establish incident command. * BSI. * Mechanism of Injury (MOI). * Number of patients. * Need for additional resources * ABCs. * LOC. * Consider SMR. * Control bleeding. If bleeding cannot be controlled by simple means: <ul style="list-style-type: none"> * Consider Tourniquet. * Consider Hemostatic Agent. * Maintain patient temperature between 91-99 degrees F. * SAMPLE history. * Focused assessment. * Baseline vitals. <ul style="list-style-type: none"> * Two sets of vitals should be obtained that include time, blood pressure, pulse, respirations, SpO₂, and Pain level. <ul style="list-style-type: none"> + If patient contact time is less than 15 minutes (i.e. very short transport time with a critical patient), one set of vitals may be appropriate. * When appropriate, additional vitals may include temp, and Glucose. Consider assisting ALS with ETCO₂. 	<ul style="list-style-type: none"> + <u>Adult</u> vitals: <ul style="list-style-type: none"> * SBP less than 100 or greater than 180 * Pulse less than 60 or greater than 120 * Respirations less than 12 or greater than 30 + <u>Pediatric</u> vitals: <ul style="list-style-type: none"> * SBP less than 70 + 2 x (age yrs) * Pulse less than 60 or greater than 140 * Respirations greater than 30
<p><u>BLS - EMT</u></p> <ul style="list-style-type: none"> * Ensure completion of applicable EMR items above. * <u>No significant MOI:</u> <ul style="list-style-type: none"> * Treatment decision (BLS/ALS). * Transfer of patients meeting BLS criteria with the only exception of Heparin or Saline locked IV may be transported BLS. * A BLS ambulance with an ALS patient shall request ALS intercept or transport to the nearest emergency room or CMH. 	<ul style="list-style-type: none"> * <u>Pediatric:</u> Utilize Broslow tape for equipment and drug dosages. * Rapid trauma assessment. * Treat per appropriate protocol. * Transport according to Section 1-021 - Trauma Destination Determination Flowchart (page 13).
<p><u>BLS - AEMT</u></p> <ul style="list-style-type: none"> * Ensure completion of applicable EMT items above. 	

Citations: (Chapter 190 - Emergency services, 2012), (Designated hospitals)

Section 1-021 - Trauma Destination Determination Flowchart



Section 1-030 - Assessment Tools

Normal Vital Signs

Age	Pulse	Respiratory rate	Systolic blood pressure
Preterm less than 1 kg	120 - 160	30 - 60	36 - 58
Preterm 1 kg	120 - 160	30 - 60	42 - 66
Preterm 2 kg	120 - 160	30 - 60	50 - 72
Newborn	126 - 160	30 - 60	60 - 70
Up to 1 year	100 - 140	30 - 60	70 - 80
1 to 3 years	100 - 140	20 - 40	76 - 90
4 to 6 years	80 - 120	20 - 30	80 - 100
7 to 9 years	80 - 120	16 - 24	84 - 110
10 to 12 years	60 - 100	16 - 20	90 - 120
13 to 14 years	60 - 90	16 - 20	90 - 120
15 to 20 years	60 - 90	14 - 20	90 - 130
Adult	60 - 100	12 - 18	95 - 140

Glasgow Coma Scale

	Adult	Pediatric
	Eye Opening	
4	Spontaneous	Spontaneous
3	To speech	To speech
2	To pain	To pain
1	None	None
	Best Motor Response	
6	Obeys commands	Spontaneous movement
5	Localizes pain	Withdraws to touch
4	Withdraws from pain	Withdraws from pain
3	Abnormal flexion	Abnormal flexion
2	Abnormal extension	Abnormal extension
1	None	None
	Verbal Response	
5	Oriented	Coos and babbles
4	Confused	Irritable cry
3	Inappropriate	Cries to pain
2	Incomprehensible	Moans to pain
1	None	None

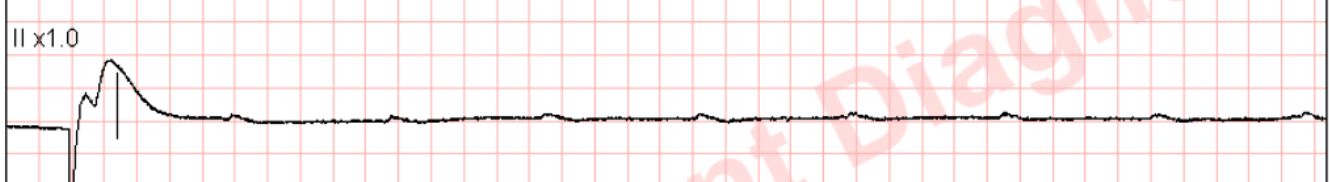
Citations: (National Association of State EMS Officials, 2014)

Part 2 - Cardiac Protocols

Protocol 2-010 - Asystole

<p><u>BLS - EMR</u></p> <ul style="list-style-type: none"> * Refer to Protocol 6-025 - Cardiopulmonary Resuscitation (CPR) (page 72). 	<p><u>ALS - RN/Paramedic</u></p> <ul style="list-style-type: none"> * Ensure completion of all applicable BLS items on the left. * Confirm in 2 leads. * Consider IO NS. * Consider Intubation.
<p><u>BLS - EMT</u></p> <ul style="list-style-type: none"> * Ensure completion of applicable EMR items above. 	<ul style="list-style-type: none"> * <i>Adult:</i> <ul style="list-style-type: none"> * Epinephrine 1:10,000 1 mg IV/IO every 3-5 min. * Consider Sodium Bicarbonate 1 mEq/kg IV/IO every 10 min (ensure adequate ventilations). * Consider Pacing. * Consider Atropine 1 mg IV/IO every 3-5 min (max 3 mg).
<p><u>BLS - AEMT</u></p> <ul style="list-style-type: none"> * Ensure completion of applicable EMT items above. * IV NS. 	<ul style="list-style-type: none"> * <i>Pediatric:</i> <ul style="list-style-type: none"> * Epinephrine 1:10,000 0.01 mg/kg IV/IO every 3-5 min (max 1 mg/dose). * OR Epinephrine 1:1,000 0.1 mg/kg ETT (max 2.5 mg/dose). * Consider and correct treatable causes: Hypovolemia, hypoxia, hypo/hyperkalemia, Hypothermia, Hypoglycemia, acidosis, tension pneumothorax, toxins, thrombosis, and cardiac tamponade. * <i>Adult:</i> Contact MEDICAL CONTROL if ETCO₂ less than 10 for 10 min or no response after 20 min, consider termination of resuscitation.

Citations:



Protocol 2-020 - Atrial Fibrillation (A-Fib) or Atrial Flutter**BLS - EMR**

- * Calm and reassure patient. Ensure patient does not exert themselves.
- * **Oxygen** to maintain SpO₂ between 94-99%.
- * Apply cardiac monitor limb leads.
- * **Adult: Rate greater than 150:** Apply **Combo Pads** anterior / posterior.
- * **Pediatric (child): Rate greater than 160:** Apply **Combo Pads** anterior / posterior.
- * **Pediatric (infant): Rate greater than 220:** Apply **Combo Pads** anterior / posterior.
- * Monitor pulseoximetry.
- * Obtain vital signs.

BLS - EMT

- * Ensure completion of applicable EMR items above.
- * Assist ALS with **Capnography**.

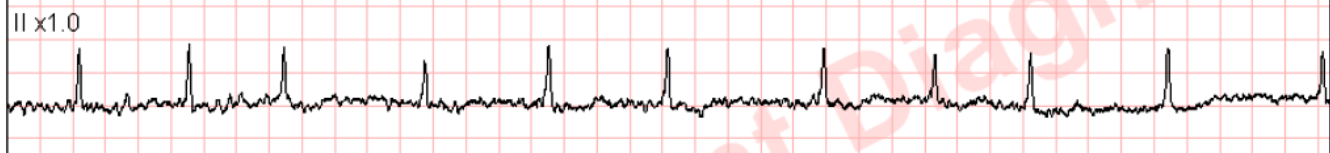
BLS - AEMT

- * Ensure completion of applicable EMT items above.
- * IV NS in AC (left is preferred) with pigtail extension with 18 ga or greater.

ALS - RN/Paramedic

- * Ensure completion of all applicable BLS items on the left.
- * Obtain **12-Lead EKG**.
- * Consider IO NS.
- * **Adult: Rate greater than 150:**
 - * **Pulmonary edema: Amiodarone** 150 mg over 10 min. May repeat at 150 mg over 10 min if Tachycardia returns.
 - * **No pulmonary edema: Cardizem** 0.25 mg/kg (max 20 mg) IV/IO over 2 min. May repeat after 15 min at 0.35 mg/kg (max 25 mg) IV/IO over 2 min.
 - ✦ If converted, **Cardizem** drip at 10 mg/hr.
- * **Pediatric: Rate greater than 160 (child), greater than 220 (infant): Contact MEDICAL CONTROL:**
 - * Consider **Cardizem**.
 - * Consider **Adenosine**: 0.1 mg/kg RAPID IV/IO. If ineffective, second and/or third dose at 0.2 mg/kg.
 - * Consider **Versed** IV/IO/IN.
 - ✦ Over 12 yrs: Same as adult.
 - ✦ Between 6 yrs and 12 yrs: 0.05 mg/kg.
 - ✦ Under 6 yrs: 0.05-0.1 mg/kg.
 - * OR **Ativan** 0.05 mg/kg (max 2 mg) IV/IO.
 - * Consider **Fentanyl** 2-3 mcg/kg IV/IO/IN (max 150 mcg).
 - * Consider synchronized **Cardioversion** 0.5-1 J/kg.
- * Consider and correct treatable causes: Hypovolemia, hypoxia, hypo/hyperkalemia, Hypothermia, Hypoglycemia, acidosis, tension pneumothorax, toxins, thrombosis, and cardiac tamponade.

Citations:



Protocol 2-030 - Automated External Defibrillation (AED)

Community Responders

- * Call or have someone call 9-1-1. Follow the instructions given by the dispatcher.
- * Ensure the scene is safe and protect yourself from body substances.
- * If the patient is unresponsive and not breathing (or only gasping):
 - * Get or have someone get the AED. Follow the instructions given by the AED once it arrives.
 - * Lay the patient flat on his/her back on the ground and remove any pillows.
 - * Place the heel of your hand on the breastbone and put your other hand on top of that hand.
 - * Pump the chest hard and fast at a rate of about 100 compressions per minute. Compressions should be about 2 inches deep on an adult or 1/3 the depth of the chest on a child.
 - * Rotate compressors (if possible) after 200 compressions (about 2 minutes).
 - * Continue compressing at a rate of at least 100 per minute until emergency responders relieve you.
- * As soon as the AED is available:
 - * Put the AED on the ground next to the patient’s head on the side closest to you.
 - * Undo or remove any clothing from his/her chest. If the chest is wet, dry it off.
 - * Open the AED (if necessary) and press the “ON” button (if there is one).
 - * Open the pads package and plug them into the machine.
 - * Peel off the pad backing and apply them to his/her bare chest as shown on the pads.
 - * Follow the AED’s instructions.
- * Refer to Section 8-010 - Automated External Defibrillator (AED) (page 173) for AED accessibility, supplies, maintenance, and instructions after use.

BLS - EMR

- * Ensure completion of applicable Community Responder items above.
- * Request ALS support if not already en route.
- * Refer to Protocol 6-025 - Cardiopulmonary Resuscitation (CPR) (page 72).

BLS - EMT

- * Ensure completion of applicable EMR items above.

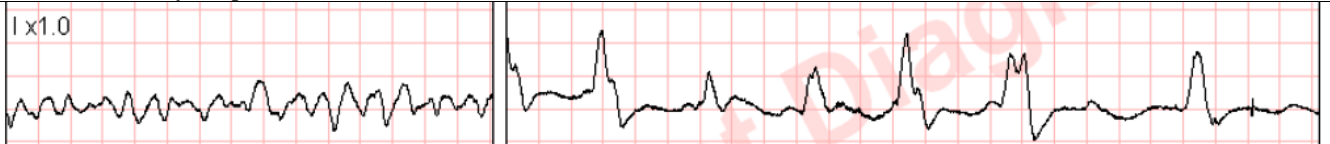
BLS - AEMT

- * Ensure completion of applicable EMT items above.

ALS - RN/Paramedic

- * Ensure completion of all applicable BLS items on the left.
- * If ALS and LifePak 12/15 available, manual **Defibrillation** is preferred.

Citations: (Priority Dispatch, 2012)



Protocol 2-040 - Bradycardia

<p><u>BLS - EMR</u></p> <ul style="list-style-type: none"> * Calm and reassure patient. Ensure patient does not exert themselves. * Oxygen to maintain SpO₂ between 94-99%. * Apply cardiac monitor limb leads. * <u>Rate less than 60:</u> Apply Combo Pads anterior / posterior. * <u>Pediatric: HR less than 50: Ventilate.</u> Initiate Chest compressions if ventilation does not raise HR above 60. * Monitor pulseoximetry. * Obtain vital signs. 	<p><u>ALS - RN/Paramedic</u></p> <ul style="list-style-type: none"> * Ensure completion of all applicable BLS items on the left. * Obtain 12-Lead EKG. * Consider IO NS. Do not delay for IV/IO if symptomatic. * <u>Adult: Rate less than 50 and symptomatic:</u> <ul style="list-style-type: none"> * Contact Medical Control if Hypothermia patient. * <u>Unstable: Pacing.</u> <ul style="list-style-type: none"> + Versed 2.5-5 mg IV/IO (max 10 mg). Maintain SBP greater than 100. + OR Ativan 2 mg IV/IO. + Consider Fentanyl 50-100 mcg IV/IO/IN (max 300 mcg). Over 65 yr old: 0.5-2 mcg/kg. * <u>Stable: Atropine</u> 0.5 mg IV/IO. May repeat 0.5 mg every 5 min (max 3 mg). * Consider Dopamine 5-20 mcg/kg/min IV/IO. * Contact MEDICAL CONTROL for: Consider Epinephrine 1:10,000 2-10 mcg/min IV/IO. <ul style="list-style-type: none"> + Mix 1 mg in 250 ml NS. + 2 mcg/min = 30 ml/hr. + 10 mcg/min = 150 ml/hr. * <u>Pediatric: Rate less than 60 and symptomatic:</u> <ul style="list-style-type: none"> * Epinephrine 1:10,000 0.01 mg/kg IV/IO repeat every 3-5 min. * Atropine 0.02 mg/kg IV/IO may repeat once (min 0.1 mg) (max 0.5 mg). * Consider Pacing at age appropriate rate: <table border="1" style="margin-left: 40px; border-collapse: collapse;"> <tr> <td>0-1yr: 135</td> <td>2-3yr: 130</td> <td>4-5yr: 105</td> <td>6-9yr: 90</td> <td>10-18yr: 80</td> </tr> </table> <ul style="list-style-type: none"> + Versed IV/IO/IN. <ul style="list-style-type: none"> * Over 12 yrs: Same as adult. * Between 6 yrs and 12 yrs: 0.05 mg/kg. * Under 6 yrs: 0.05-0.1 mg/kg. * OR Ativan 0.05 mg/kg IV/IO. + Consider Fentanyl 2-3 mcg/kg IV/IO/IN (max 150 mcg). * Consider and correct treatable causes: Hypovolemia, hypoxia, hypo/hyperkalemia, Hypothermia, Hypoglycemia, acidosis, tension pneumothorax, toxins, thrombosis, and cardiac tamponade. 	0-1yr: 135	2-3yr: 130	4-5yr: 105	6-9yr: 90	10-18yr: 80
0-1yr: 135	2-3yr: 130	4-5yr: 105	6-9yr: 90	10-18yr: 80		
<p><u>BLS - EMT</u></p> <ul style="list-style-type: none"> * Ensure completion of applicable EMR items above. * Assist ALS with Capnography. 						
<p><u>BLS - AEMT</u></p> <ul style="list-style-type: none"> * Ensure completion of applicable EMT items above. * IV NS. 						

Citations:



Protocol 2-050 - Chest Discomfort

<p><u>BLS - EMD</u></p> <ul style="list-style-type: none"> * MPDS Aspirin Diagnostic: EMDs are authorized to evaluate and administer Aspirin in patients presenting with chest pain according to MPDS guidelines. 	<p><u>ALS - RN/Paramedic</u></p> <ul style="list-style-type: none"> * Ensure completion of all applicable BLS items on the left. * Consider IO NS. * Interpret 12-Lead EKG within 10 minutes of patient contact. <ul style="list-style-type: none"> * 15-Lead EKG indicated when: normal EKG, inferior MI, ST depression in V-leads. * STEMI (ST elevation greater than 0.1 MV in at least 2 contiguous leads OR new LBBB): <ul style="list-style-type: none"> + Contact ER to activate STEMI as early as possible. <ul style="list-style-type: none"> ✖ (CMH ER Charge Nurse: 417-328-6923). ✖ Include name, DOB, time of onset, assessment, treatment, response to treatment, vitals, cardiac/bleeding history. Provide your contact phone number. + Transmit EKG to receiving facility (if possible).
<p><u>BLS - EMR</u></p> <ul style="list-style-type: none"> * Calm and reassure patient. Ensure patient does not exert themselves. * Oxygen to maintain SpO₂ between 94-99%. * Apply cardiac monitor limb leads. * Monitor pulseoximetry. * Obtain vital signs. <hr/> <p>* Adult: Aspirin 324 mg (4 chewable tablets - 81 mg each) within 5 minutes of patient contact.</p> <hr/> <p>* STEMI verified by ALS or physician: <ul style="list-style-type: none"> * Consider Combo Pads anterior / posterior. * Remove clothing and place patient in gown. </p>	<hr/> <ul style="list-style-type: none"> * Adult: <ul style="list-style-type: none"> * Pulmonary edema: Refer to Protocol 4-070 - Congestive Heart Failure (CHF) (page 46). * Right-sided MI (ST elevation in V4R): NS 1-2 L followed by Nitroglycerin 5+ mcg/min IV/IO. * SBP less than 100: Consider Nitroglycerin 10+ mcg/min IV/IO titrated to blood pressure and Pain. * Nausea/Vomiting: See Protocol 6-040 - Control of Nausea (page 74). * Continued discomfort/pain: <ul style="list-style-type: none"> + Consider Morphine 2 mg IV/IO (max 10 mg). Maintain SBP greater than 100. + Consider Fentanyl 50-100 mcg every 5-20 min (max 300 mcg) IV/IO/IN. Over 65 yr old: 0.5-2 mcg/kg. * Contact MEDICAL CONTROL: Consider Heparin 4,000 u.
<p><u>BLS - EMT</u></p> <ul style="list-style-type: none"> * Ensure completion of applicable EMR items above. * Obtain 12-Lead EKG within 10 minutes of patient contact. If ALS is unavailable, transmit to closest or CMH ER and contact ER by phone to obtain interpretation. * Assist ALS with Capnography. 	<hr/> <ul style="list-style-type: none"> * Transport according to Section 2-052 - STEMI Destination Determination Flowchart (page 21).
<p><u>BLS - AEMT</u></p> <ul style="list-style-type: none"> * Ensure completion of applicable EMT items above. * IV NS in AC (left is preferred) with pigtail extension with 18 ga or greater. * Adult: SBP greater than 100: Nitroglycerin 0.4 mg SL (1 spray or 1 tablet). Every 5 min until no Pain or SBP less than 90. Ensure IV access prior to Nitroglycerin administration. 	

Citations: (Chapter 190 - Emergency services, 2012), (Citizens Memorial Hospital, 2014), (Clemency, Thompson, Tundo, & Lindstrom, 2013), (Designated hospitals), (Missouri EMS Regional Committee - Southwest Region, 2013), (Proposed regulations, 2010)

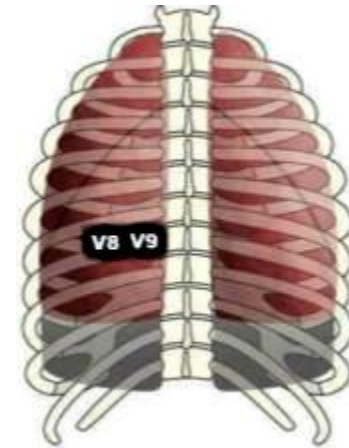
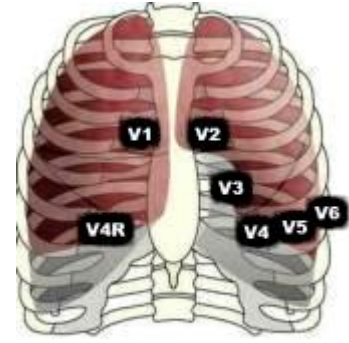
Section 2-051 - EKG Interpretation Guide

Check lead placement.

- * Lead I positive and aVR negative: Good placement

Rhythm:

- * Regular or irregular
- * Bradycardia or Tachycardia
- * P-Waves:
 - * Heart block:
 - + PR greater than 200ms: First degree heart block
 - + PR widening: Second degree type I
 - + Dropping P-waves: Second degree type II
 - + P-waves not associated: Third degree
 - * Greater than 2.5mm high: Right Atrial enlargement or PE
 - + "M" shape: Left Atrial enlargement
- * QRS:
 - * Greater than 120 ms: Bundle branch block (**LBBB** or Ventricular Pacing, go to Sgarbossa)
 - * QTc between 390 and 450
 - * Peaked T-waves: Hyperkalemia
 - * Q greater than 40 ms: Pathological Q (previous MI)
 - * Q greater than 35 mm combined V5 & V1: Left Ventricular hypertrophy
 - * Q greater than 7 mm V1: Right Ventricular hypertrophy
 - * Delta wave (sloped R) with PR less than 120 ms: Wolff-Parkinson-White



Axis:

- * -30 to -90 degrees (up, dn, dn): Left axis deviation (obesity, pregnancy, **LBBB**, left Ventricular hypertrophy, **LEFT ANTERIOR HEMIBLOCK**, **INFERIOR MI**)
- * 90 to 180 degrees (dn, up, up): Right axis deviation (slender, pulmonary disease, RBBB, right Ventricular hypertrophy, **LEFT POSTERIOR HEMIBLOCK**)
- * -90 to -180 degrees (dn, dn, dn): Extreme right axis deviation (**MYOCARDIAL INFARCTION**)

ST:

- * ST elevation in all leads: Pericarditis
- * Cup or dome ST in V-leads: Early repolarization
- * ST elevation in contiguous leads: **STEMI**

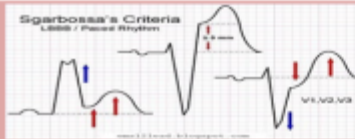
Sgarbossa Criteria (LBBB or Pacing):

- * A = ST elevation greater than 1mm concordant with QRS in any lead
- * B = ST depression greater than 1mm in V1, V2, or V3
- * C = ST elevation greater than 5mm discordant with QRS in any lead

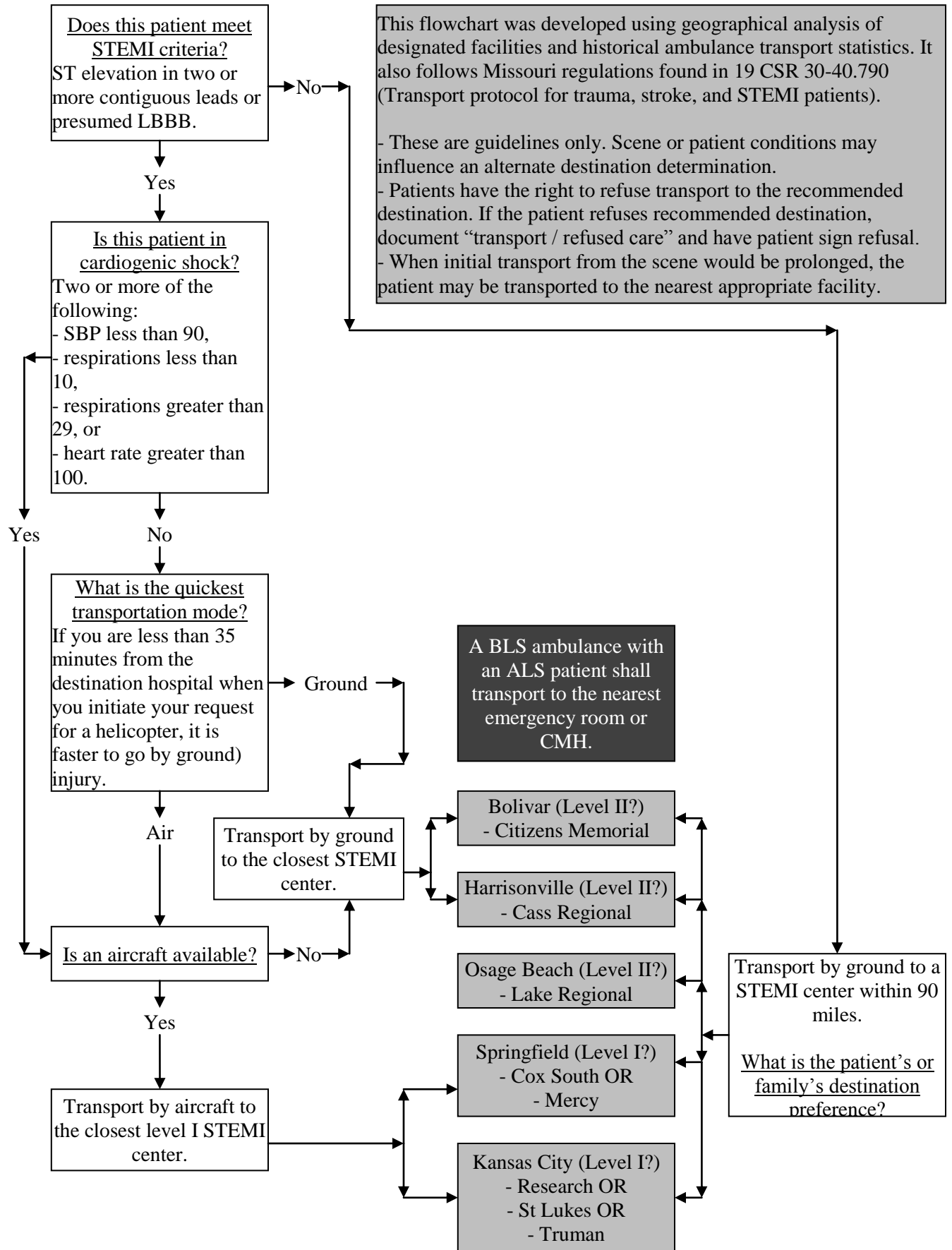
I Lateral • LAD & LCX Reciprocal: II, III, AVF	aVR	V1 Septal • LAD	V4 Anterior • LAD	V4R Right • RMA
II Inferior • RCA Reciprocal: I, aVL	aVL Lateral • LAD & LCX Reciprocal: II, III, AVF	V2 Septal • LAD	V5 Lateral • LAD & LCX Reciprocal: II, III, AVF	V8 Posterior • Post. branch of RCA Reciprocal: V1-V4
III Inferior • RCA Reciprocal: I, aVL	aVF Inferior • RCA Reciprocal: I, aVL	V3 Anterior • LAD	V6 Lateral • LAD & LCX Reciprocal: II, III, AVF	V9 Posterior • Post. branch of RCA Reciprocal: V1-V4

Sgarbossa Scoring - AMI in LBBB & Ventricular Pacing

Question	Yes	No	Answers							
ST Elev. ↑ 1mm in QRS with Pos. Deflection	+5	+0	✓	✓	✓	✓				
ST Depression ↑ 1mm in V1, V2, V3	+3	+0	✓	✓			✓	✓		
ST Elev. ↑ 5mm in WRS with Neg. Deflection	+2	+0	✓		✓				✓	
Score Total:	10	8	7	5	3	2	0			
% MI Probability	100	92	93	88	100	66	50	16		



Section 2-052 - STEMI Destination Determination Flowchart



Protocol 2-060 - Post Resuscitative Care

<p><u>BLS - EMR</u></p> <ul style="list-style-type: none">* Establish and maintain Airway and Ventilate with Oxygen.* Avoid hyperventilation.* Conscious: Attempt to maintain SpO₂ between 92-96%.* Unconscious: Attempt to maintain SpO₂ between 88-92%.* Monitor pulseoximetry.* Apply cardiac monitor Combo Pads and limb leads.* Obtain vital signs.	<p><u>ALS - RN/Paramedic</u></p> <ul style="list-style-type: none">* Ensure completion of all applicable BLS items on the left.* Obtain 12-Lead EKG.* Treat rate and rhythm per protocol.* Secure Airway if necessary.* Consider IO NS. <hr/> <p>* Adult:</p> <ul style="list-style-type: none">* Hypotension with pulmonary edema: Consider Dopamine 5-20 mcg/kg/min IV/IO.* Continued sedation: Versed 2.5-5 mg IV/IO every 5 min as needed (max 10 mg). Maintain SBP greater than 100.<ul style="list-style-type: none">+ OR Ativan 1-2 mg IV/IO every 5 min (max 4 mg).+ Consider Fentanyl 50-100 mcg IV/IO/IN every 10 min as needed (max 300 mcg).
<p><u>BLS - EMT</u></p> <ul style="list-style-type: none">* Ensure completion of applicable EMR items above.* Assist ALS with Capnography.	<p>* Pediatric:</p> <ul style="list-style-type: none">* Hypotension with pulmonary edema: Contact MEDICAL CONTROL: Dopamine 5-20 mcg/kg/min IV/IO.* Continued sedation: Versed IV/IO/IN.<ul style="list-style-type: none">✖ Over 12 yrs: Same as adult.✖ Between 6 yrs and 12 yrs: 0.05 mg/kg.✖ Under 6 yrs: 0.05-0.1 mg/kg.+ OR Ativan 0.05 mg/kg IV/IO.+ Consider Fentanyl 2-3 mcg/kg IV/IO/IN (max 150 mcg).
<p><u>BLS - AEMT</u></p> <ul style="list-style-type: none">* Ensure completion of applicable EMT items above.* IV NS.* Adult: Hypotension with clear lung sounds: NS 250-500 ml IV.* Pediatric: Hypotension with clear lung sounds: Consider 20 ml/kg NS.	<ul style="list-style-type: none">* Consider Air Ambulance to expedite transport.* Consider RSI and Cooling with cold packs and cold IV fluids if:<ul style="list-style-type: none">* No trauma,* No purposeful movement, AND* SBP greater than 90.

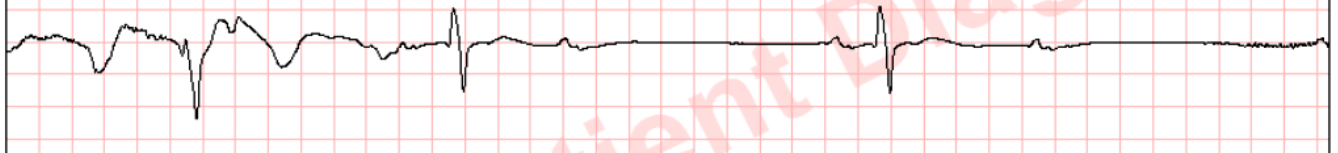
Citations:

Protocol 2-070 - Pulseless Electrical Activity (PEA)

<p><u>BLS - EMR</u></p> <ul style="list-style-type: none"> * Refer to Protocol 6-025 - Cardiopulmonary Resuscitation (CPR) (page 72). 	<p><u>ALS - RN/Paramedic</u></p> <ul style="list-style-type: none"> * Ensure completion of all applicable BLS items on the left. * Consider Intubation. * Consider IO NS.
<p><u>BLS - EMT</u></p> <ul style="list-style-type: none"> * Ensure completion of applicable EMR items above. 	<p>* Adult:</p> <ul style="list-style-type: none"> * Epinephrine 1:10,000 1 mg IV/IO every 3-5 min. * Slow PEA rate: <ul style="list-style-type: none"> + Consider Atropine 1 mg IV/IO every 3-5 min (max 3 mg). + Consider Pacing. * Consider Sodium Bicarbonate 1 mEq/kg IV/IO.
<p><u>BLS - AEMT</u></p> <ul style="list-style-type: none"> * Ensure completion of applicable EMT items above. * IV NS. 	<ul style="list-style-type: none"> * Pediatric: Epinephrine 1:10,000 0.01 mg/kg IV/IO every 3-5 min (max 1 mg/dose). OR 1:1,000 0.1 mg/kg ET. * Consider and correct treatable causes: Hypovolemia, hypoxia, hypo/hyperkalemia, Hypothermia, Hypoglycemia, acidosis, tension pneumothorax, toxins, thrombosis, and cardiac tamponade. * Adult: Contact MEDICAL CONTROL if $ETCO_2$ less than 10 for 10 min or no response after 20 min, consider termination of resuscitation.

Citations:

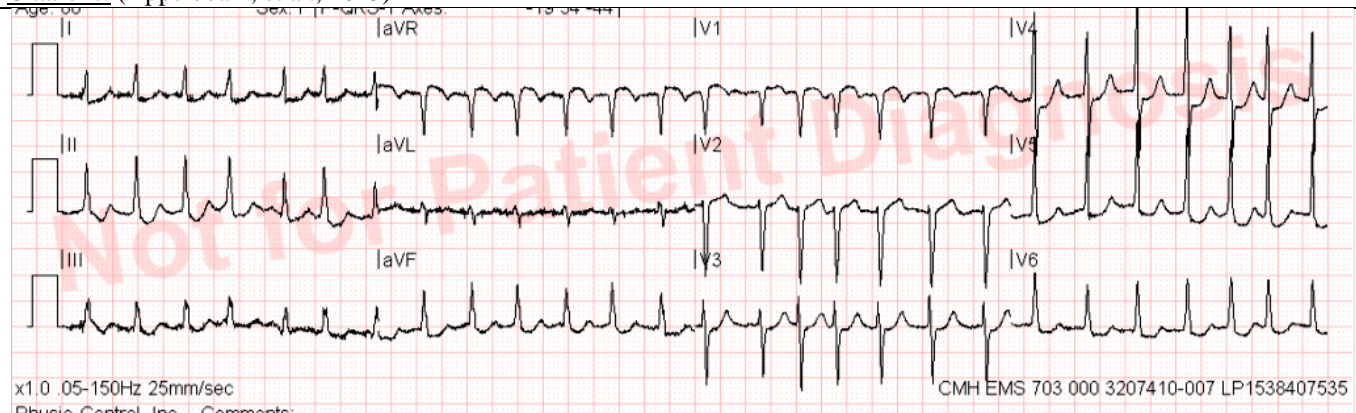
Paddles x1.0



Protocol 2-080 - Tachycardia Narrow Stable

<p><u>BLS - EMR</u></p> <ul style="list-style-type: none"> * Calm and reassure patient. Ensure patient does not exert themselves. * Oxygen to maintain SpO₂ between 94-99%. * Apply cardiac monitor limb leads. <hr/> <ul style="list-style-type: none"> * <u>Adult: Rate greater than 150 OR Pediatric: Rate greater than 160 (child), greater than 220 (infant):</u> <ul style="list-style-type: none"> * Consider: apply Combo Pads anterior / posterior. * Monitor pulseoximetry. * Obtain vital signs. 	<p><u>ALS - RN/Paramedic</u></p> <ul style="list-style-type: none"> * Ensure completion of all applicable BLS items on the left. * Obtain 12-Lead EKG. * Vagal maneuvers. <ul style="list-style-type: none"> * <u>Adult:</u> Have patient blow on 10 ml syringe to move the plunger for 15 seconds while sitting and immediately place supine and elevate feet afterward. * <u>Pediatric:</u> Place bag of ice on the patient's face for 15 seconds while sitting and immediately place supine and elevate feet afterward. <hr/> <ul style="list-style-type: none"> * Consider IO NS. * <u>Adult: Rate greater than 150:</u> <ul style="list-style-type: none"> * Adenosine 6 mg RAPID IV/IO. If ineffective, second and/or third dose at 12 mg. * Pulmonary edema: Amiodarone 150 mg over 10 min. May repeat at 150 mg over 10 min if Tachycardia returns (max 300 mg). * No pulmonary edema: Cardizem 0.25 mg/kg (max 20 mg) IV/IO over 2 min. May repeat after 15 min at 0.35 mg/kg (max 25 mg) IV/IO over 2 min. <ul style="list-style-type: none"> + If converted: Cardizem drip at 10 mg/hr.
<p><u>BLS - EMT</u></p> <ul style="list-style-type: none"> * Ensure completion of applicable EMR items above. * Assist ALS with Capnography. 	<ul style="list-style-type: none"> * <u>Pediatric: Rate greater than 160 (child), greater than 220 (infant):</u> Contact MEDICAL CONTROL: <ul style="list-style-type: none"> * Consider Adenosine: 0.1 mg/kg RAPID IV/IO. If ineffective, second and/or third dose at 0.2 mg/kg. * Consider Versed IV/IO/IN. <ul style="list-style-type: none"> ✗ Over 12 yrs: Same as adult. ✗ Between 6 yrs and 12 yrs: 0.05 mg/kg. ✗ Under 6 yrs: 0.05-0.1 mg/kg. + OR Ativan 0.05 mg/kg (max 2 mg) IV/IO. + Consider Fentanyl 2-3 mcg/kg IV/IO/IN (max 150 mcg).
<p><u>BLS - AEMT</u></p> <ul style="list-style-type: none"> * Ensure completion of applicable EMT items above. * IV NS in AC (left is preferred) with pigtail extension with 18 ga or greater. 	<ul style="list-style-type: none"> * Consider and correct treatable causes: Hypovolemia, hypoxia, hypo/hyperkalemia, Hypothermia, Hypoglycemia, acidosis, tension pneumothorax, toxins, thrombosis, and cardiac tamponade.

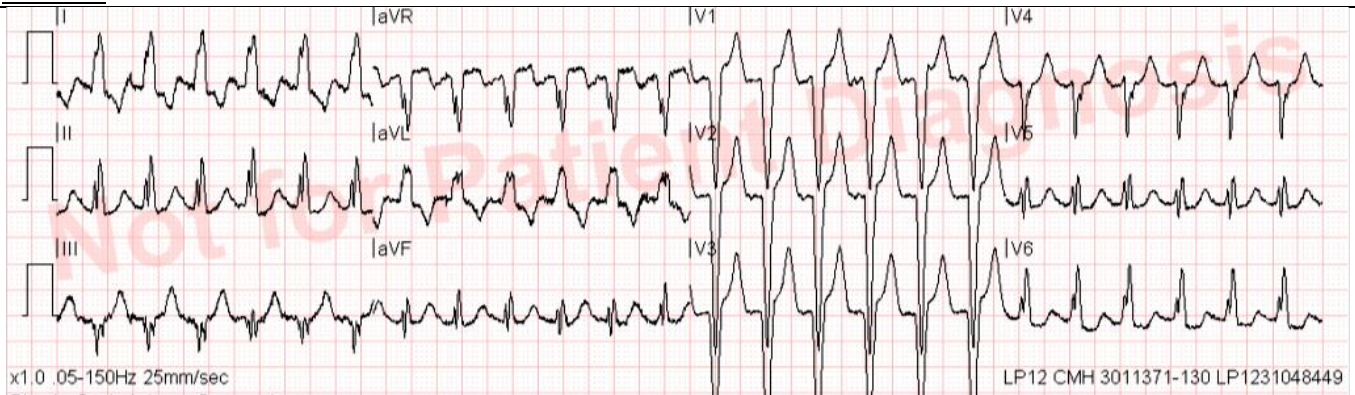
Citations: (Appelboam, et al., 2015)



Protocol 2-090 - Tachycardia Narrow Unstable

<p><u>BLS - EMR</u></p> <ul style="list-style-type: none"> * Calm and reassure patient. Ensure patient does not exert themselves. * Oxygen to maintain SpO₂ between 94-99%. * Apply cardiac monitor limb leads. <hr/> <p>* <u>Adult: Rate greater than 150 OR Pediatric: Rate greater than 160 (child), greater than 220 (infant):</u></p> <ul style="list-style-type: none"> * Apply Combo Pads anterior / posterior. <hr/> <ul style="list-style-type: none"> * Monitor pulseoximetry. * Obtain vital signs. 	<p><u>ALS - RN/Paramedic</u></p> <ul style="list-style-type: none"> * Ensure completion of all applicable BLS items on the left. * Obtain 12-Lead EKG. * Consider IO NS. Do not delay for IV/IO if symptomatic. <hr/> <p>* <u>Adult: Rate greater than 150 and symptomatic:</u></p> <ul style="list-style-type: none"> * <u>Conscious:</u> Consider Versed 2.5-5 mg IV/IO/IN. <ul style="list-style-type: none"> + OR Ativan 2 mg IV/IO. + Consider Fentanyl 50-100 mcg IV/IO/IN (max 300 mcg). * Synchronized Cardioversion 125 J (if unsuccessful, increase to 200 J). <hr/> <p>* <u>Pediatric: Rate greater than 180 (child), greater than 220 (infant) and symptomatic:</u></p> <ul style="list-style-type: none"> * Consider Vagal maneuvers. * Adenosine 0.1 mg/kg RAPID IV/IO (max 6 mg). <ul style="list-style-type: none"> + If ineffective, 2nd and/or 3rd dose at 0.2 mg/kg (max 12 mg). * <u>Conscious:</u> Consider Versed IV/IO/IN. <ul style="list-style-type: none"> ✗ Over 12 yrs: Same as adult. ✗ Between 6 yrs and 12 yrs: 0.05 mg/kg. ✗ Under 6 yrs: 0.05-0.1 mg/kg. + OR Ativan 0.05 mg/kg (max 2 mg) IV/IO. + Consider Fentanyl 2-3 mcg/kg IV/IO/IN (max 150 mcg). * Synchronized Cardioversion 0.5-1 J/kg. * Contact MEDICAL CONTROL. <hr/> <ul style="list-style-type: none"> * Consider and correct treatable causes: Hypovolemia, hypoxia, hypo/hyperkalemia, Hypothermia, Hypoglycemia, acidosis, tension pneumothorax, toxins, thrombosis, and cardiac tamponade.
<p><u>BLS - EMT</u></p> <ul style="list-style-type: none"> * Ensure completion of applicable EMR items above. * Assist ALS with Capnography. 	
<p><u>BLS - AEMT</u></p> <ul style="list-style-type: none"> * Ensure completion of applicable EMT items above. * IV NS in AC (left is preferred) with pigtail extension with 18 ga or greater. 	

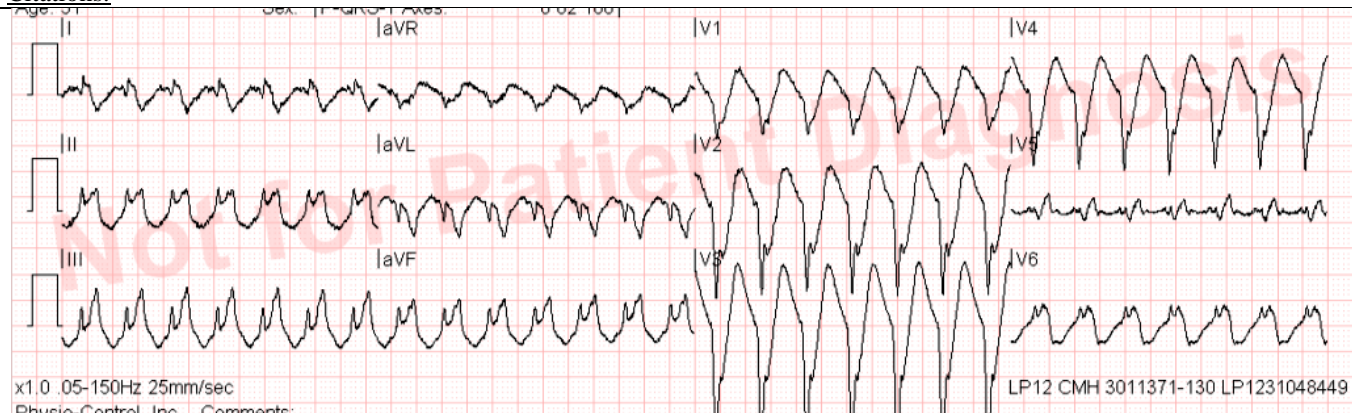
Citations:



Protocol 2-100 - Tachycardia Wide Stable

<p><u>BLS - EMR</u></p> <ul style="list-style-type: none"> * Calm and reassure patient. Ensure patient does not exert themselves. * Oxygen to maintain SpO₂ between 94-99%. * Apply cardiac monitor limb leads. * <u>Adult: Rate greater than 150:</u> Apply Combo Pads anterior / posterior. * <u>Pediatric (Child): Rate greater than 160:</u> Consider: Apply Combo Pads anterior / posterior. * <u>Pediatric (Infant): Rate greater than 220:</u> Consider: Apply Combo Pads anterior / posterior. * Monitor pulseoximetry. * Obtain vital signs. 	<p><u>ALS - RN/Paramedic</u></p> <ul style="list-style-type: none"> * Ensure completion of all applicable BLS items on the left. * Obtain 12-Lead EKG. * Consider IO NS. * <u>Adult: Rate greater than 150:</u> <ul style="list-style-type: none"> * Amiodarone 150 mg IV/IO over 10 min. Repeat as needed (max 2.2 gm over 24 hr). 150 mg in 100 ml D5W over 10 min. <ul style="list-style-type: none"> + OR Lidocaine 0.5-0.75 mg/kg IV/IO. * QT/RR greater than 0.4: Magnesium Sulfate 1-2 g IV/IO over 15-20 min. Mix 1-2 g in 100 ml D5W. * <u>Pediatric: Rate greater than 160 (child), greater than 220 (infant):</u> Contact MEDICAL CONTROL: <ul style="list-style-type: none"> * Consider Amiodarone 5 mg/kg IV/IO over 20-60 min. <ul style="list-style-type: none"> + OR Procainamide 15 mg/kg IV/IO over 30-60 min. * Consider Versed IV/IO/IN. <ul style="list-style-type: none"> × Over 12 yrs: Same as adult. × Between 6 yrs and 12 yrs: 0.05 mg/kg. × Under 6 yrs: 0.05-0.1 mg/kg. + OR Ativan 0.05 mg/kg (max 2 mg) IV/IO. + Consider Fentanyl 2-3 mcg/kg IV/IO/IN (max 150 mcg). * Consider synchronized Cardioversion 0.5-1 J/kg. * Consider and correct treatable causes: Hypovolemia, hypoxia, hypo/hyperkalemia, Hypothermia, Hypoglycemia, acidosis, tension pneumothorax, toxins, thrombosis, and cardiac tamponade.
<p><u>BLS - EMT</u></p> <ul style="list-style-type: none"> * Ensure completion of applicable EMR items above. * Assist ALS with Capnography. 	
<p><u>BLS - AEMT</u></p> <ul style="list-style-type: none"> * Ensure completion of applicable EMT items above. * IV NS in AC (left is preferred) with pigtail extension with 18 ga or greater. 	

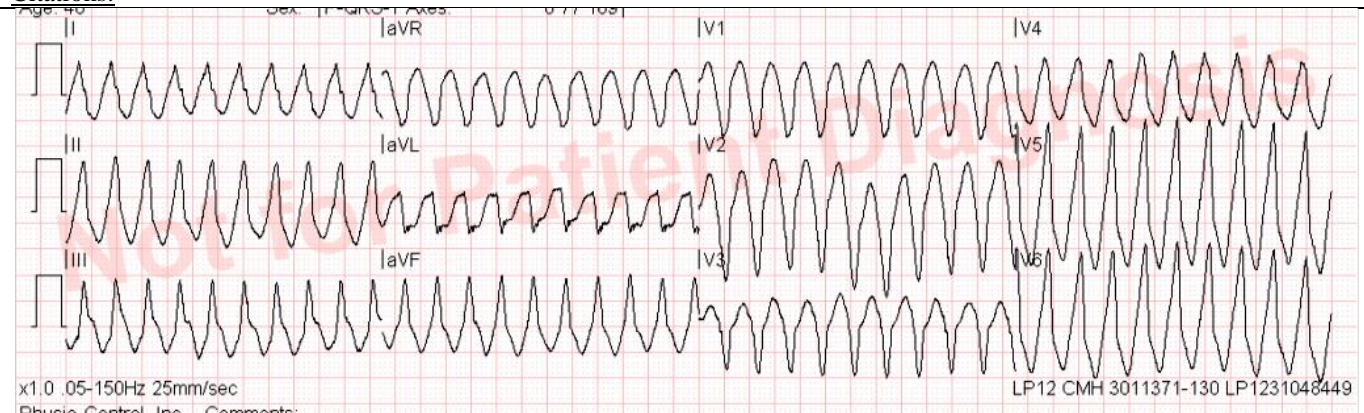
Citations:



Protocol 2-110 - Tachycardia Wide Unstable

<p><u>BLS - EMR</u></p> <ul style="list-style-type: none"> * Calm and reassure patient. Ensure patient does not exert themselves. * Oxygen to maintain SpO₂ between 94-99%. * Apply cardiac monitor limb leads. * <u>Adult: Rate greater than 150:</u> Apply Combo Pads anterior / posterior. * <u>Pediatric (Child): Rate greater than 160:</u> Consider: Apply Combo Pads anterior / posterior. * <u>Pediatric (Infant): Rate greater than 220:</u> Consider: Apply Combo Pads anterior / posterior. * Monitor pulseoximetry. * Obtain vital signs. <p><u>BLS - EMT</u></p> <ul style="list-style-type: none"> * Ensure completion of applicable EMR items above. * Assist ALS with Capnography. <p><u>BLS - AEMT</u></p> <ul style="list-style-type: none"> * Ensure completion of applicable EMT items above. * IV NS in AC (left is preferred) with pigtail extension with 18 ga or greater. 	<p><u>ALS - RN/Paramedic</u></p> <ul style="list-style-type: none"> * Ensure completion of all applicable BLS items on the left. * Obtain 12-Lead EKG. * Consider IO NS. Do not delay for IV/IO if symptomatic. * <u>Adult: Rate greater than 150 and symptomatic:</u> <ul style="list-style-type: none"> * <u>Conscious:</u> Consider Versed 2.5-5 mg IV/IO/IN. <ul style="list-style-type: none"> + OR Ativan 2 mg IV/IO. + Consider Fentanyl 50-100 mcg IV/IO/IN (max 300 mcg). Over 65 yr old: 0.5-2 mcg/kg. * Synchronized Cardioversion 125 J (if unsuccessful, increase to 200 J). * QT/RR greater than 0.4: Magnesium Sulfate 1-2 g IV/IO over 15-20 min. Mix 1-2 g in 100 ml D5W. * <u>Pediatric: Rate greater than 180 (child), greater than 220 (infant) and symptomatic:</u> <ul style="list-style-type: none"> * <u>Conscious:</u> Consider Versed IV/IO/IN. <ul style="list-style-type: none"> ✗ Over 12 yrs: Same as adult. ✗ Between 6 yrs and 12 yrs: 0.05 mg/kg. ✗ Under 6 yrs: 0.05-0.1 mg/kg. + OR Ativan 0.05 mg/kg (max 2 mg) IV/IO. + Consider Fentanyl 2-3 mcg/kg IV/IO/IN (max 150 mcg). * Synchronized Cardioversion 0.5-1 J/kg. * Contact MEDICAL CONTROL: <ul style="list-style-type: none"> + Amiodarone 5 mg/kg IV/IO over 20-60 min. + OR Procainamide 15 mg/kg IV/IO over 30-60 min. * Consider and correct treatable causes: Hypovolemia, hypoxia, hypo/hyperkalemia, Hypothermia, Hypoglycemia, acidosis, tension pneumothorax, toxins, thrombosis, and cardiac tamponade.
--	--

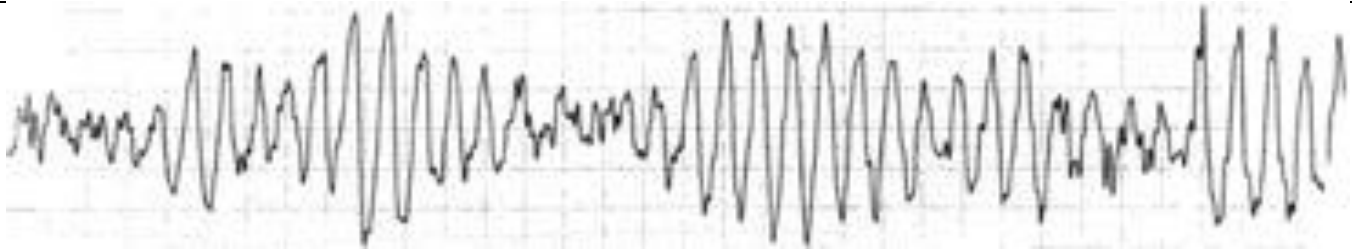
Citations:



Protocol 2-120 - Torsades de Pointes

<p><u>BLS - EMR</u></p> <ul style="list-style-type: none">* Calm and reassure patient. Ensure patient does not exert themselves.* Oxygen to maintain SpO₂ between 94-99%.* Apply cardiac monitor limb leads. Apply Combo Pads anterior / posterior.* Monitor pulseoximetry.* Obtain vital signs.	<p><u>ALS - RN/Paramedic</u></p> <ul style="list-style-type: none">* Ensure completion of all applicable BLS items on the left.* Obtain 12-Lead EKG.* Consider Intubation.* Consider IO NS.
<p><u>BLS - EMT</u></p> <ul style="list-style-type: none">* Ensure completion of applicable EMR items above.* Assist ALS with Capnography.	<p>* <u>Adult:</u></p> <ul style="list-style-type: none">* Magnesium Sulfate 1-2 g over 15-20 min. Mix 1-2 g in 100 ml D5W.* Follow with Magnesium Sulfate 0.5-1 g/hr IV/IO titrated to control Torsades de Pointes.* Conscious: Consider Versed 2.5-5 mg IV/IO/IN.<ul style="list-style-type: none">+ OR Ativan 2 mg IV/IO.+ Consider Fentanyl 50-100 mcg IV/IO/IN (max 300 mcg).* Synchronized Cardioversion 200 J.
<p><u>BLS - AEMT</u></p> <ul style="list-style-type: none">* Ensure completion of applicable EMT items above.* IV NS.	<p>* <u>Pediatric:</u></p> <ul style="list-style-type: none">* Magnesium Sulfate 25-50 mg/kg over 15-20 min. Mix in 100 ml D5W (max 2 g).* Conscious: Consider Versed IV/IO/IN.<ul style="list-style-type: none">✖ Over 12 yrs: Same as adult.✖ Between 6 yrs and 12 yrs: 0.05 mg/kg.✖ Under 6 yrs: 0.05-0.1 mg/kg.+ OR Ativan 0.05 mg/kg (max 2 mg) IV/IO.+ Consider Fentanyl 2-3 mcg/kg IV/IO/IN (max 150 mcg).* Synchronized Cardioversion 0.5-1 J/kg.

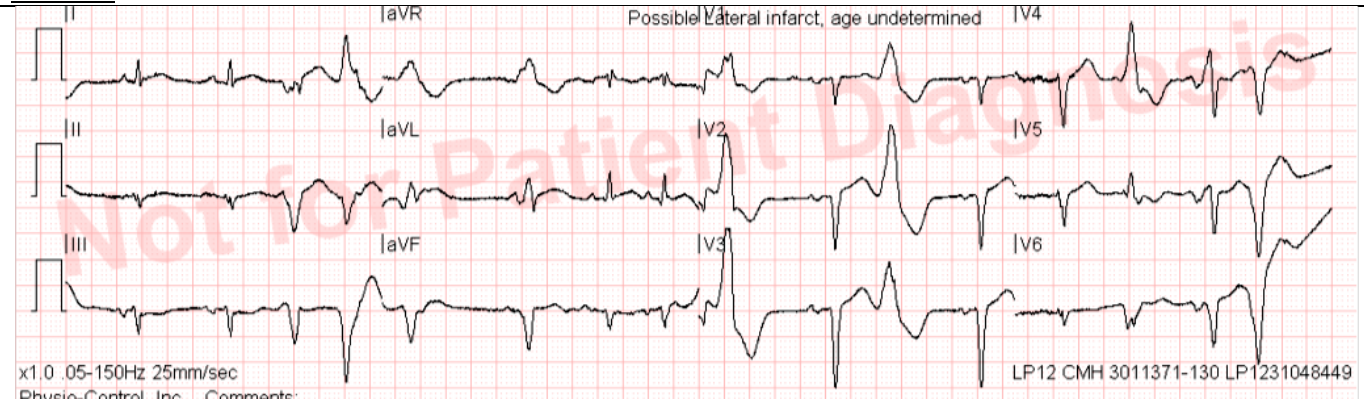
Citations:



Protocol 2-130 - Ventricular Ectopy

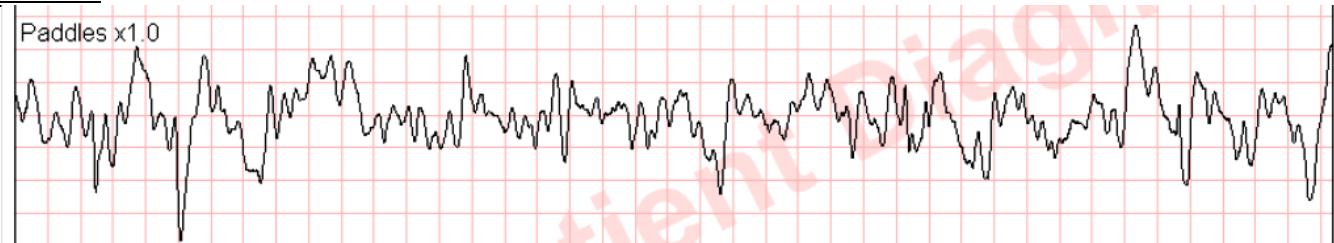
<p><u>BLS - EMR</u></p> <ul style="list-style-type: none"> * Calm and reassure patient. Ensure patient does not exert themselves. * Oxygen to maintain SpO₂ between 94-99%. * Apply cardiac monitor limb leads. * Consider apply Combo Pads anterior / posterior. * Monitor pulseoximetry. * Obtain vital signs. 	<p><u>ALS - RN/Paramedic</u></p> <ul style="list-style-type: none"> * Ensure completion of all applicable BLS items on the left. * Obtain 12-Lead EKG. * Consider IO NS. * Treat causes of ectopy: Hypoxia, infarction, or ischemia. * Contact MEDICAL CONTROL: _____ * Consider Lidocaine. * Consider Amiodarone.
<p><u>BLS - EMT</u></p> <ul style="list-style-type: none"> * Ensure completion of applicable EMR items above. * Assist ALS with Capnography. 	
<p><u>BLS - AEMT</u></p> <ul style="list-style-type: none"> * Ensure completion of applicable EMT items above. * IV NS. 	

Citations:



Protocol 2-140 - Ventricular Fibrillation (V-Fib or V-Tach)

<p><u>BLS - EMR</u></p> <ul style="list-style-type: none"> * Refer to Protocol 6-025 - Cardiopulmonary Resuscitation (CPR) (page 72). 	<p><u>ALS - RN/Paramedic</u></p> <ul style="list-style-type: none"> * Ensure completion of all applicable BLS items on the left. * Witnessed Arrest: Defibrillation immediately. Unwitnessed: 2 min of compressions, then Defibrillation. Immediately do compressions for 2 min after each shock before rhythm or pulse check.
<p><u>BLS - EMT</u></p> <ul style="list-style-type: none"> * Ensure completion of applicable EMR items above. 	<ul style="list-style-type: none"> * Adult: <ul style="list-style-type: none"> * Epinephrine 1:10,000 1 mg IV/IO every 3-5 min. * Defibrillation 360 J (OR consider biphasic dose of 200 J) and immediately resume CPR. * Lidocaine 1-1.5 mg/kg IV/IO repeat 3-5 min at half dose (max 3 mg/kg). <ul style="list-style-type: none"> ✦ OR Amiodarone 300 mg IV/IO. Recurrent VF/VT: Additional 150 mg (total max 450 mg). * Torsades de points: Consider Magnesium Sulfate 1-2 g over 15-20 min IV/IO. Refer to Protocol 2-120 - Torsades de Pointes (page 28).
<p><u>BLS - AEMT</u></p> <ul style="list-style-type: none"> * Ensure completion of applicable EMT items above. * IV NS. 	<ul style="list-style-type: none"> * Persistent fibrillation after five (5) attempted defibrillations: Consider MEDICAL CONTROL for dual sequential defibrillation. * Pediatric: <ul style="list-style-type: none"> * Epinephrine 1:10,000 0.01 mg/kg IV/IO OR 1:1,000 0.1 mg/kg ET every 3-5 min. * Defibrillation 4 J/kg, add 2 J/kg each shock (max 10 J/kg) and immediately resume CPR. * Lidocaine 1-1.5 mg/kg IV/IO repeat 3-5 min at half dose (max 3 mg/kg). <ul style="list-style-type: none"> ✦ OR Amiodarone 5 mg/kg (max 3 doses) IV/IO. * Torsades de points: Consider Magnesium Sulfate 25-50 mg/kg over 15-20 min IV/IO. Refer to Protocol 2-120 - Torsades de Pointes (page 28). * Consider Sodium Bicarbonate 1 mEq/kg IV/IO every 10 min (ensure adequate ventilations) * Consider and correct treatable causes. * Adult: Contact MEDICAL CONTROL if $ETCO_2$ less than 10 for 10 min or no response after 20 min, consider termination of resuscitation.

Citations:

Protocol 2-150 - Wolff-Parkinson-White (WPW)**BLS - EMR**

- * Calm and reassure patient. Ensure patient does not exert themselves.
- * **Oxygen** to maintain SpO₂ between 94-99%.
- * Apply cardiac monitor limb leads.
- * Consider apply **Combo Pads** anterior / posterior.
- * Monitor pulseoximetry.
- * Obtain vital signs.

BLS - EMT

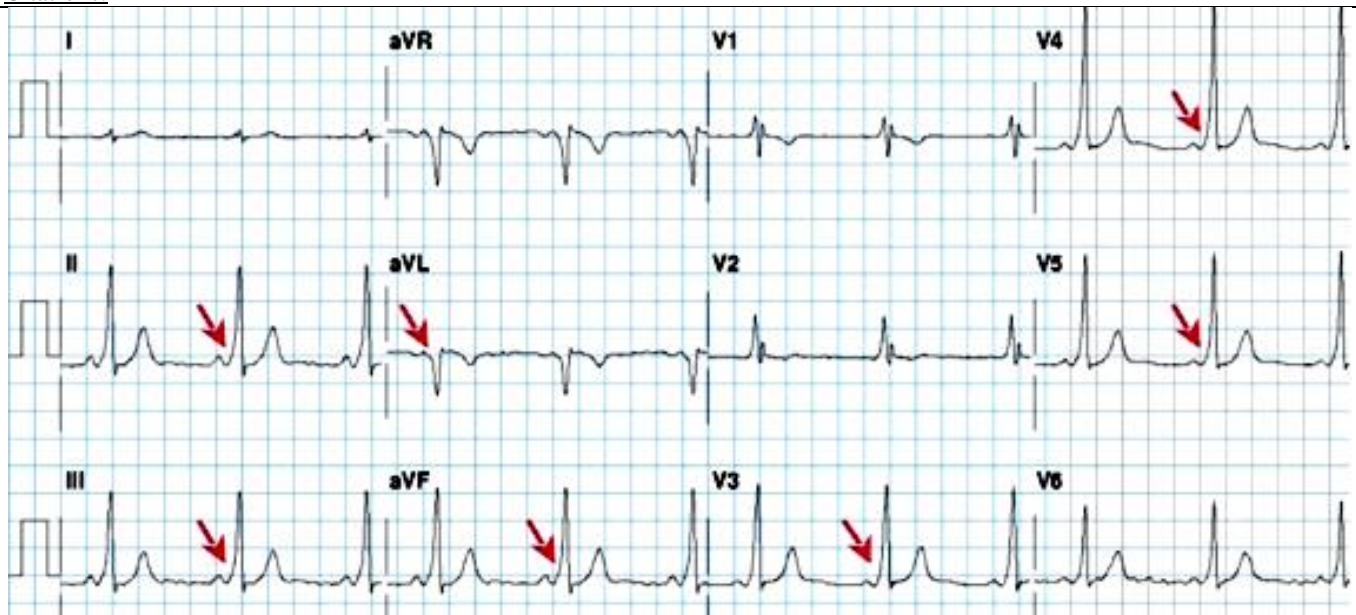
- * Ensure completion of applicable EMR items above.
- * Assist ALS with **Capnography**.

BLS - AEMT

- * Ensure completion of applicable EMT items above.
- * Heart rate greater than 150 and symptomatic: IV NS.

ALS - RN/Paramedic

- * Heart rate greater than 150 and symptomatic:
 - * Ensure completion of all applicable BLS items on the left.
 - * Obtain **12-Lead EKG**.
 - * Consider IO NS.
 - * **Procainamide** 20 mg/min. Continue until: arrhythmia subsides, hypotension, QRS widens by greater than 50%, or total dose of 17 mg/kg.
 - + Mix 1 g in 250 ml **D5W** = 4 mg/ml.
 - ✘ 5 ml/min = 20 mg/min = 300 ml/hr.
 - + Post conversion: **Procainamide** 1-4 mg/min.
 - ✘ 1 ml/min = 4 mg/min = 60 ml/hr.
 - * OR **Amiodarone** 150 mg over 10 min.

Citations:

This page is left intentionally blank.

Part 3 - Environmental Protocols

Protocol 3-010 - Drowning

<p><u>BLS - EMD</u></p> <ul style="list-style-type: none"> * <u>MPDS Protocol 14 (Drowning) - Obvious death</u>: Submersion time does not indicate obvious death. 	<p><u>ALS - RN/Paramedic</u></p> <ul style="list-style-type: none"> * Ensure completion of all applicable BLS items on the left. * Consider IO warm NS.
<p><u>BLS - EMR</u></p> <ul style="list-style-type: none"> * Remove from water. * Open and maintain Airway. <ul style="list-style-type: none"> * Be prepared to Suction Airway. * <u>Pulseless</u>: Refer to Protocol 6-025 - Cardiopulmonary Resuscitation (CPR) (page 72). * Dry and warm patient. * Obtain core body temperature. * Monitor pulseoximetry. * Consider: Apply cardiac monitor limb leads. * Consider apply Combo Pads. * Obtain vital signs. * Attempt to determine down-time, and history. 	<ul style="list-style-type: none"> * <u>Pulseless: <i>Adult</i></u>: V-Fib: Defibrillation 360 J (OR consider biphasic dose of 200 J) once. * Core temp greater than 86 F: ACLS per protocol. * Remember, Hypothermia patients require longer intervals between drugs due to slower absorption and metabolism rates. * Core temp less than 86 F: CPR only.
<p><u>BLS - EMT</u></p> <ul style="list-style-type: none"> * Ensure completion of applicable EMR items above. * <u>Adult</u>: Consider assisting ALS with CPAP. 	<ul style="list-style-type: none"> * Consider Intubation. * Treat cardiac dysrhythmias per specific protocol. * Consider Air Ambulance to expedite transport.
<p><u>BLS - AEMT</u></p> <ul style="list-style-type: none"> * Ensure completion of applicable EMT items above. * IV warm NS. 	

Citations:



Protocol 3-020 - Hyperthermia

<p><u>BLS - EMR</u></p> <ul style="list-style-type: none"> * Remove from exposure. * Open and maintain Airway. * Attempt to determine down-time, and history. * Consider Oxygen if SpO₂ less than 88%. * Passively Cool patient. * Obtain core body temperature. * Monitor pulseoximetry. * Consider: Apply cardiac monitor limb leads. * Obtain vital signs. * <u>Normal mentation</u>: Heat exhaustion. Treat specific complaints per protocol. * <u>Altered mentation</u>: Heat stroke. Rapid Cooling is indicated. Attempt to cool to 102 F. 	<p><u>ALS - RN/Paramedic</u></p> <ul style="list-style-type: none"> * Ensure completion of all applicable BLS items on the left. * Consider IO cool NS or LR. * Monitor closely for arrhythmias. Treat per protocol. * <u>Tremors</u>: Ativan 2 mg IV/IO.
<p><u>BLS - EMT</u></p> <ul style="list-style-type: none"> * Ensure completion of applicable EMR items above. * Assist ALS with Capnography. 	
<p><u>BLS - AEMT</u></p> <ul style="list-style-type: none"> * Ensure completion of applicable EMT items above. * IV cool NS or LR. <ul style="list-style-type: none"> * <i>Adult</i>: 125 ml/hr. * <i>Pediatric</i>: 20 ml/kg may repeat once. 	

Citations:

Heat Index Chart

Note: Heat exhaustion can occur in less than 30 min when heat index is above 103.

		Temperature (°F)															
		80	82	84	86	88	90	92	94	96	98	100	102	104	106	106	110
Relative Humidity (%)	40	80	81	83	85	88	91	94	97	101	105	109	114	119	124	130	136
	45	80	82	84	87	89	93	96	100	104	109	114	119	124	130	137	
	50	81	83	85	88	91	95	99	103	108	113	118	124	131	137		
	55	81	84	86	89	93	97	101	106	112	117	124	130	137			
	60	82	84	88	91	95	100	105	110	116	123	129	137				
	65	82	85	89	93	98	103	108	114	121	128	136					
	70	83	86	90	95	100	105	112	119	126	134						
	75	84	88	92	97	103	109	116	124	132							
	80	84	89	94	100	106	113	121	129								
	85	85	90	96	102	110	117	126	135								
	90	86	91	98	105	113	122	131									
	95	86	93	100	108	117	127										
100	87	95	103	112	121	132											

Protocol 3-030 - Hypothermia

<p><u>BLS - EMR</u></p> <ul style="list-style-type: none"> * Remove from exposure. * Open and maintain Airway. * Be prepared to Suction Airway. * Pulseless: Refer to Protocol 6-025 - Cardiopulmonary Resuscitation (CPR) (page 72). * Dry and warm patient. * Remove constricting or wet clothing and jewelry. * Cover affected tissue with loose, dry, sterile dressing. * Obtain core body temperature. * Monitor pulseoximetry. * Consider: Apply cardiac monitor limb leads. * Consider: Apply Combo Pads. * Obtain vital signs. * Attempt to determine down-time, and history. 	<p><u>ALS - RN/Paramedic</u></p> <ul style="list-style-type: none"> * Ensure completion of all applicable BLS items on the left. * Consider IO warm NS. * Consider Intubation. * Pulseless: V-Fib: <ul style="list-style-type: none"> * Defibrillation once. <ul style="list-style-type: none"> + Adult: 360 J (OR consider biphasic dose of 200 J). + Pediatric: 2 J/kg. * Core temp greater than 86 F: ACLS per protocol. Remember, Hypothermia patients require longer intervals between drugs due to slower absorption and metabolism rates. * Core temp less than 86 F: CPR only. * Pain: Refer to Protocol 6-050 - Control of Pain (page 75). * Nausea: Refer to Protocol 6-040 - Control of Nausea (page 74).
<p><u>BLS - EMT</u></p> <ul style="list-style-type: none"> * Ensure completion of applicable EMR items above. * Assist ALS with Capnography. * Pulseless: V-Fib: <ul style="list-style-type: none"> * Do not delay transport for rewarming. * Rapid transport to hospital. 	
<p><u>BLS - AEMT</u></p> <ul style="list-style-type: none"> * Ensure completion of applicable EMT items above. * IV warm NS. 	

Citations:

Wind Chill Chart

Note: Frostbite can occur in less than 30 min when wind chill is below -17.

		Temperature (°F)										
		40	35	30	25	20	15	10	5	0	-5	-10
Wind Speed (MPH)	5	36	31	25	19	13	7	1	-5	-11	-16	-22
	10	34	27	21	15	9	3	-4	-10	-16	-22	-28
	15	32	25	19	13	6	0	-7	-13	-19	-26	-32
	20	30	24	17	11	4	-2	-9	-15	-22	-29	-35
	25	29	23	16	9	3	-4	-11	-17	-24	-31	-37
	30	28	22	15	8	1	-5	-12	-19	-26	-33	-39
	35	28	21	14	7	0	-7	-14	-21	-27	-34	-41
	40	27	20	13	6	-1	-8	-15	-22	-29	-36	-43

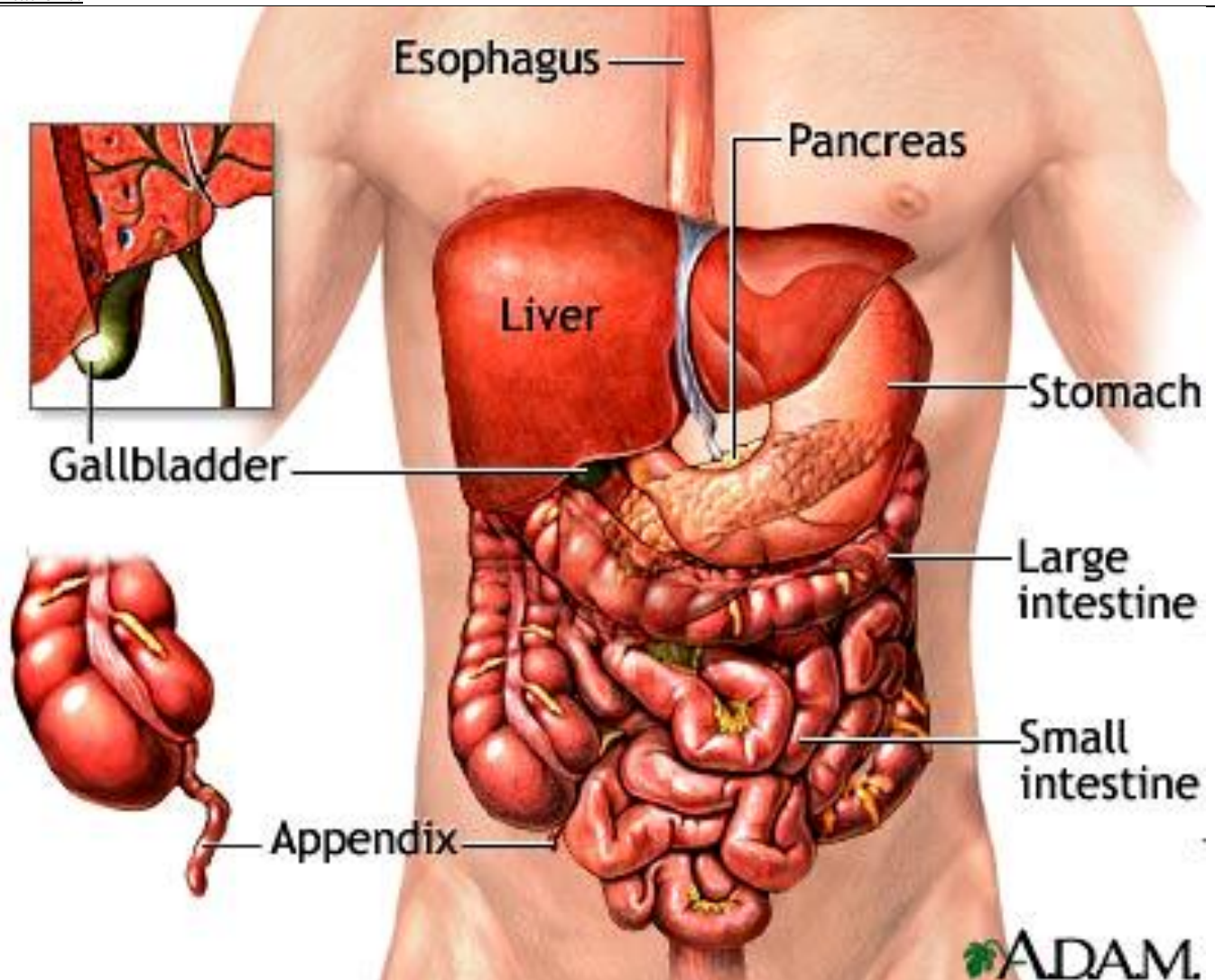
This page is left intentionally blank.

Part 4 - Medical Protocols

Protocol 4-010 - Abdominal Pain

<p><u>BLS - EMR</u></p> <ul style="list-style-type: none"> * Consider Oxygen if SpO₂ less than 88%. * Obtain vital signs. * Monitor pulseoximetry. * Apply cardiac monitor limb leads. * Identify possible causes. 	<p><u>ALS - RN/Paramedic</u></p> <ul style="list-style-type: none"> * Ensure completion of all applicable BLS items on the left. * Consider IO NS. * Refer to Protocol 6-050 - Control of Pain (page 75). * <u>Nausea</u>: Refer to Protocol 6-040 - Control of Nausea (page 74).
<p><u>BLS - EMT</u></p> <ul style="list-style-type: none"> * Ensure completion of applicable EMR items above. 	
<p><u>BLS - AEMT</u></p> <ul style="list-style-type: none"> * Ensure completion of applicable EMT items above. * Consider IV NS in AC (left is preferred) with pigtail extension with 18 ga or greater. 	

Citations:

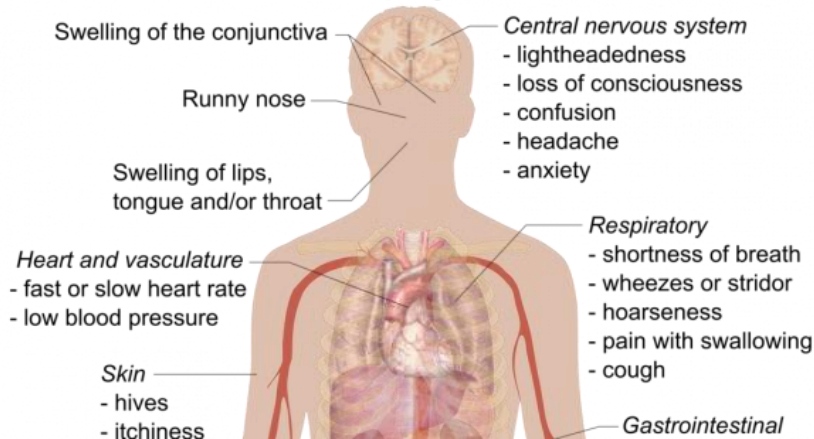


Protocol 4-020 - Anaphylaxis

<p><u>BLS - EMR</u></p> <ul style="list-style-type: none"> * Remove allergen. * Obtain vital signs. * Oxygen to maintain SpO₂ at 100%. * Monitor pulseoximetry. * Consider: Apply cardiac monitor limb leads. * Identify possible causes. 	<p><u>ALS - RN/Paramedic</u></p> <ul style="list-style-type: none"> * Ensure completion of all applicable BLS items on the left. * Consider IO NS. <hr/> <p>* <u>Adult:</u></p> <ul style="list-style-type: none"> * <u>Uncompensated shock:</u> Consider Epinephrine 1:10,000 0.1 mg IV/IO. Repeat every 15 min as needed. * Benadryl 25-50 mg IV/IO/IM. * Solu-Medrol 125 mg IV/IO. <hr/> <p>* <u>Pediatric:</u></p> <ul style="list-style-type: none"> * Benadryl 1 mg/kg IV/IO/IM (max 50 mg). * Solu-Medrol 1-2 mg/kg IV/IO (max 125 mg).
<p><u>BLS - EMT</u></p> <ul style="list-style-type: none"> * Ensure completion of applicable EMR items above. * Assist ALS with Capnography. * If RN or Paramedic unavailable and difficulty breathing, trouble swallowing, or hypotensive: <ul style="list-style-type: none"> * Epinephrine Auto-Injector. * ALS unit should be en route. 	
<p><u>BLS - AEMT</u></p> <ul style="list-style-type: none"> * Ensure completion of applicable EMT items above. * IV NS. <hr/> <p>* <u>Adult:</u></p> <ul style="list-style-type: none"> * <u>Uncompensated shock:</u> Epinephrine 1:1,000 0.3-0.5 mg IM/SQ. * <u>Wheezing or obstructed ETCO₂ waveform:</u> <ul style="list-style-type: none"> + Consider Duoneb Nebulized (max 1 dose). 0.5 mg Ipratropium + 1.5mg Albuterol. + Consider Albuterol 2.5 mg Nebulized. + Consider Xopenex 0.63-1.25 mg Nebulized. <hr/> <p>* <u>Pediatric:</u></p> <ul style="list-style-type: none"> * Epinephrine 1:1,000 0.01 mg/kg IM/SQ (max 0.3 mg) repeat every 15 min as needed. * <u>Wheezing or obstructed ETCO₂ waveform:</u> <ul style="list-style-type: none"> + Consider Albuterol 2.5 mg Nebulized. + <u>Greater than 6 yr old:</u> Consider Duoneb Nebulized (max 1 dose). 0.25 mg Ipratropium + 1.5mg Albuterol. 	

Citations: (Citizens Memorial Hospital, 2014)

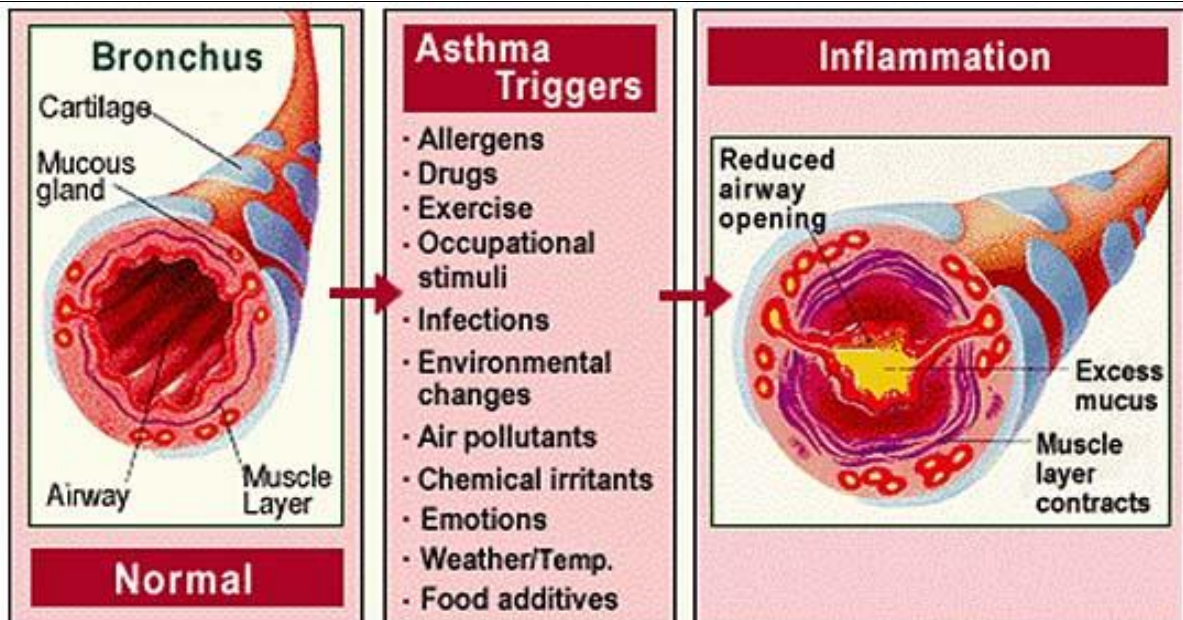
Anaphylaxis



Protocol 4-030 - Asthma

<p><u>BLS - EMR</u></p> <ul style="list-style-type: none"> * Oxygen to maintain SpO₂ between 88-92%. * Monitor pulseoximetry. * Apply cardiac monitor limb leads. * Obtain vital signs. 	<p><u>ALS - RN/Paramedic</u></p> <ul style="list-style-type: none"> * Ensure completion of all applicable BLS items on the left. * Consider IO NS.
<p><u>BLS - EMT</u></p> <ul style="list-style-type: none"> * Ensure completion of applicable EMR items above. * Assist ALS with Capnography. 	<ul style="list-style-type: none"> * Adult: <ul style="list-style-type: none"> * Consider Solu-Medrol 125 mg IV/IO. * Decompensating: Consider Decadron 12 mg Nebulized (max 1 dose). * Contact MEDICAL CONTROL for: Consider Magnesium Sulfate 1-2 g IV/IO over 15-20 min.
<p><u>BLS - AEMT</u></p> <ul style="list-style-type: none"> * Ensure completion of applicable EMT items above. * Consider IV NS in AC (left is preferred) with pigtail extension with 18 ga or greater. * Adult: <ul style="list-style-type: none"> * Consider Duoneb. 0.5 mg Ipratropium + 2.5 mg Albuterol Nebulized (max 1 dose). * Consider Albuterol 2.5 mg in NS 3ml Nebulized. * HR greater than 110: Consider Xopenex 0.63-1.25 mg Nebulized. * Consider Epinephrine 1:1,000 0.3-0.5 mg IM/SQ. Caution when greater than 55 yr old with cardiac history. * Consider assisting ALS with a trial of CPAP Nebulized. * Pediatric: <ul style="list-style-type: none"> * Consider Duoneb. 0.25 mg Ipratropium + 2.5 mg Albuterol Nebulized (max 1 dose). * Consider Albuterol 2.5mg in NS 3 ml Nebulized. * Greater than 6 yr old: Consider Xopenex 0.31-0.63 mg Nebulized. 	<ul style="list-style-type: none"> * Pediatric: <ul style="list-style-type: none"> * Contact MEDICAL CONTROL: <ul style="list-style-type: none"> + Consider Solu-Medrol 1-2 mg/kg IV/IO. + Consider Magnesium Sulfate 25-50 mg/kg IV/IO in D5W over 15-20 min. * Consider Intubation only as a last resort.

Citations:



Protocol 4-040 - Behavioral

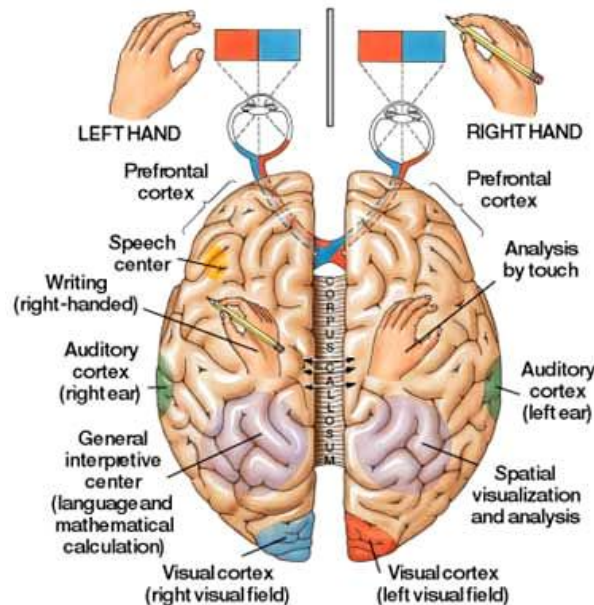
<p><u>BLS - EMR</u></p> <ul style="list-style-type: none">* Ensure scene safety and consider law enforcement for physical Restraint if necessary.* Verbal de-escalation. Stay calm and calm the patient.* Identify possible causes. Obtain history of current event, crisis, toxic exposure, drugs, ETOH, suicidal, or homicidal.* ALOC: Treat per appropriate protocol.* Provide emotional support:<ul style="list-style-type: none">* Help meet basic needs.* Provide simple, clear, and accurate information.* Listen with compassion.* Be friendly and calm.* Provide support and “presence.”	<p><u>ALS - RN/Paramedic</u></p> <ul style="list-style-type: none">* Ensure completion of all applicable BLS items on the left.* Mild (responds to verbal de-escalation): Contact MEDICAL CONTROL for:<ul style="list-style-type: none">* Adult:<ul style="list-style-type: none">+ Anxiety:<ul style="list-style-type: none">* Consider Valium 2 mg IV/IM.* Consider Ativan 2 mg IV/IO.+ Agitation: Consider Haldol 2-5 mg IV/IM.* Pediatric: Anxiety:<ul style="list-style-type: none">+ Consider Valium 0.2 mg/kg IV/IM.+ Consider Ativan 0.05 mg/kg (max 2 mg) IV/IO.* Transport in position of comfort. <hr/> * Moderate to severe (requires Restraint for crew/patient safety):<ul style="list-style-type: none">* Adult:<ul style="list-style-type: none">+ Physical Restraint<ul style="list-style-type: none">* Least restrictive: manual Restraint OR four-point soft Restraint.* If handcuffed by law enforcement, they must be present throughout entire transport.+ Consider Haldol 2-5 mg IV/IM.+ Consider Valium 2-5 mg IV/IM.+ Consider Ativan 2 mg IV/IO.+ Consider Benadryl 50 mg IV/IM.+ Consider Ketamine 1-2 mg/kg IV/IO or 4-5 mg/kg IM. If greater than 65 yr old, half dose.* Pediatric:<ul style="list-style-type: none">+ Consider Valium 1 mg IV/IM.+ Consider Ativan 0.05 mg/kg (max 2mg) IV/IO. * Contact MEDICAL CONTROL after if sedation above used. * Transport in position of safety. <hr/> * If Haldol given: Obtain 12-Lead EKG. Assess QT.
<p><u>BLS - EMT</u></p> <ul style="list-style-type: none">* Ensure completion of applicable EMR items above.* Consider performing Glucose check.	
<p><u>BLS - AEMT</u></p> <ul style="list-style-type: none">* Ensure completion of applicable EMT items above.	

Citations: (Citizens Memorial Hospital, 2012), (Missouri Department of Mental Health, 2013), (Taney County Ambulance District, 2014)

Protocol 4-050 - Cerebrovascular Accident (CVA) or Stroke

<p><u>BLS - EMD</u></p> <ul style="list-style-type: none"> * <u>MPDS Protocol 18 (Headache) and Protocol 28 (Stroke) - Stroke time window</u>: Time window set by medical control is 12 hours. Greater than 12 hours since the patient was last seen normal is usually outside the therapeutic window. 	<p><u>ALS - RN/Paramedic</u></p> <ul style="list-style-type: none"> * Ensure completion of all applicable BLS items on the left. * Consider IO NS. * Obtain 12-Lead EKG.
<p><u>BLS - EMR</u></p> <ul style="list-style-type: none"> * Complete Cincinnati Stroke Scale (facial droop, arm drift, speech). * Consider completing Section 4-051 - NIH Stroke Scale (page 42). * Oxygen to maintain SpO₂ between 94-99%. * Monitor pulseoximetry. * Apply cardiac monitor limb leads. * Obtain vital signs. * Elevate Head of cot. 	
<p><u>BLS - EMT</u></p> <ul style="list-style-type: none"> * Ensure completion of applicable EMR items above. * Perform Glucose check. <ul style="list-style-type: none"> * <u>Glucose less than 70 mg/dl</u>: Refer to Protocol 4-120 - Hypoglycemia (page 52). * Obtain and record contact information for family and/or witness. * Transport according to Section 4-053 - Stroke Destination Determination Flowchart (page 44). * If receiving facility has cot scales, weigh pt and cot upon entry to ER and weigh empty cot after transfer. Report pt net weight to receiving RN. 	
<p><u>BLS - AEMT</u></p> <ul style="list-style-type: none"> * Ensure completion of applicable EMT items above. * IV NS. 	

Citations: (Chapter 190 - Emergency services, 2012), (Designated hospitals), (NIH stroke scale international, 2003), (Proposed regulations, 2010), (University of Kansas Hospital)



Section 4-051 - NIH Stroke Scale Questions


Score only first attempt. Do not coach. Do not go back and re-score.

1a. Level of consciousness (LOC). Is the patient alert, drowsy, etc.	Alert (A)	0
	Drowsy (V)	1
	Stuporous (P)	2
	Coma (U)	3
1b. LOC questions. Ask the patient the month and his/her age. Answer must be correct.	Answers both correctly	0
	Answers one correctly	1
	Both incorrect (coma)	2
1c. LOC commands. Ask patient to open/close eyes and then grip/release nonparetic hand.	Performs both correctly	0
	Performs one correctly	1
	Both incorrect	2
2. Best gaze. Test only horizontal movement. Oculocephalic reflex is OK, but not calorics. Eyes open - patient follows finger or face.	Normal	0
	Partial gaze palsy (one direction)	1
	Forced deviation (neither direction)	2
3. Visual. Test by confrontation. Introduce visual stimulus to patient's upper and lower field quadrants.	No visual loss	0
	Partial hemianopia (one Eye)	1
	Complete hemianopia (both eyes, one side)	2
	Bilateral hemianopia (both eyes, both sides)	3
4. Facial palsy. Ask patient to show teeth/smile, raise eyebrows, and close eyes tightly. May use Pain grimace.	Normal	0
	Minor paralysis	1
	Partial paralysis (lower only)	2
	Complete paralysis	3
5a. Motor arm left. Extend left arm, palm down, to 90 degrees if sitting or 45 degrees if supine. Count down verbal and finger 10 sec. Unaffected side first.	No drift	0
	Drift (or jerky)	1
	Some effort against gravity (but falls)	2
	No effort against gravity	3
	No movement	4
5b. Motor arm right. Extend right arm, palm down, to 90 degrees if sitting or 45 degrees if supine. Count down verbal and finger 10 sec. Unaffected side first.	No drift	0
	Drift (or jerky)	1
	Some effort against gravity (but falls)	2
	No effort against gravity	3
	No movement	4
6a. Motor leg left. Elevate left leg to 30 degrees. Always supine.	No drift	0
	Drift (or jerky)	1
	Some effort against gravity (but falls)	2
	No effort against gravity	3
	No movement	4
6b. Motor leg right. Elevate right leg to 30 degrees. Always supine.	No drift	0
	Drift (or jerky)	1
	Some effort against gravity (but falls)	2
	No effort against gravity	3
	No movement	4
7. Limb ataxia. Finger-nose and heel-shin tests done on both sides. Unaffected side first. "Touch my finger then your nose." "Run your heel down then up your shin."	Absent (weakness)	0
	Present in one limb	1
	Present in two limbs	2
8. Sensory. Use a pinprick to face, arms, trunk, and legs. Compare side to side. Assess patient's awareness of being touched.	Normal	0
	Mild to moderate loss	1
	Severe loss	2
9. Best language. Ask patient to name items, describe a picture, read a sentence. This is the best response, not the first response.	No aphasia	0
	Mild to moderate aphasia	1
	Severe aphasia	2
	Mute, global aphasia	3
10. Dysarthria. Evaluate speech clarity by asking patient to repeat listed words. Do not explain why.	Normal articulation	0
	Mild to moderate dysarthria	1
	Severe dysarthria	2
11. Extinction and inattention. Use information from prior testing to identify neglect.	No neglect	0
	Partial neglect (touch or visual)	1
	Complete neglect (touch and visual)	2

Total score less than 4: Favorable outcome with complete recovery is probable.

Total score greater than 21: TPA will likely worsen the condition.

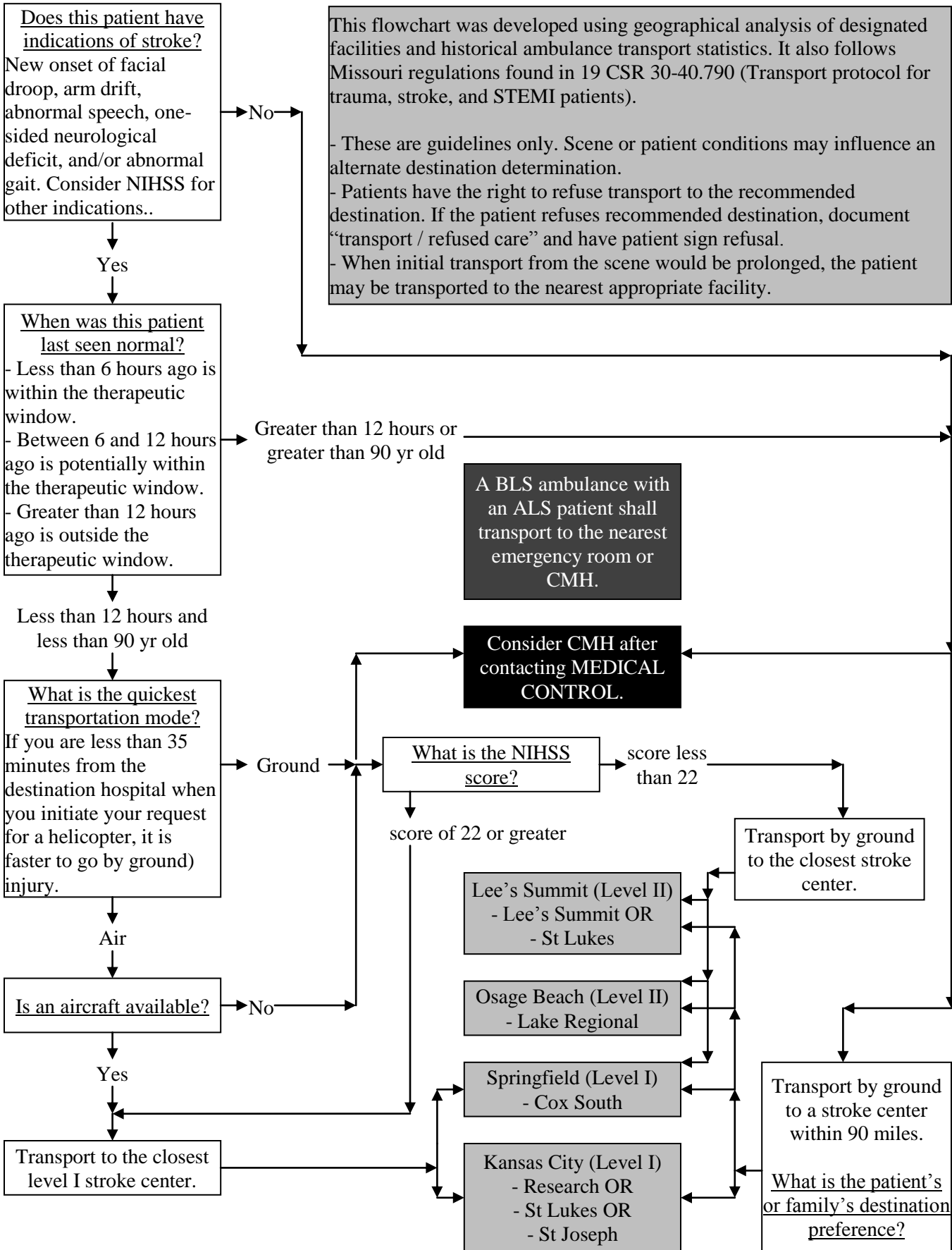
Section 4-052 - NIH Stroke Scale Images



You know how.	MAMA
Down to earth.	TIP - TOP
I got home from work.	FIFTY - FIFTY
Near the table in the dining room.	THANKS
They heard him speak on the radio last night.	HUCKLEBERRY BASEBALL PLAYER

Section 4-053 - Stroke Destination Determination Flowchart

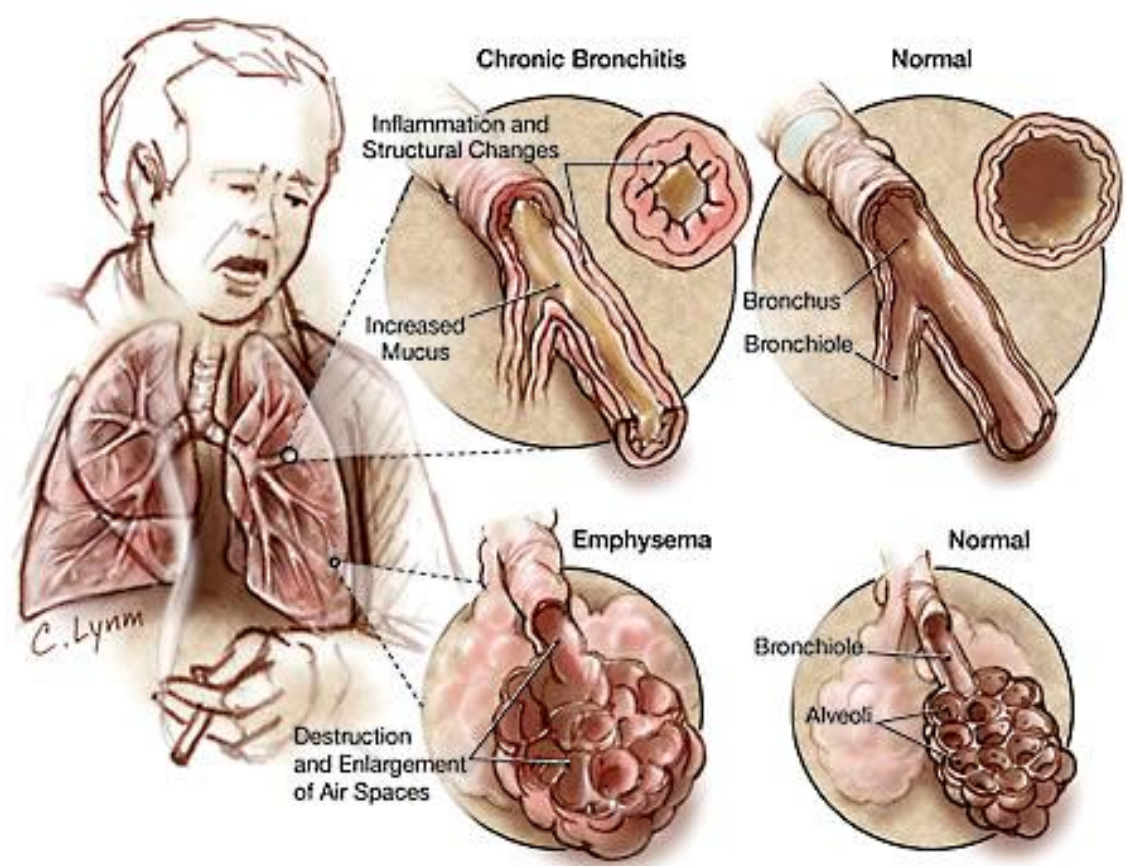
Section 4-053 - Stroke Destination Determination Flowchart



Protocol 4-060 - Chronic Obstructive Pulmonary Disease (COPD)

<p>BLS - EMR</p> <ul style="list-style-type: none"> * Oxygen to maintain SpO₂ between 88-92%. * Monitor pulseoximetry. * Apply cardiac monitor limb leads. * Obtain vital signs. 	<p>ALS - RN/Paramedic</p> <ul style="list-style-type: none"> * Ensure completion of all applicable BLS items on the left.
<p>BLS - EMT</p> <ul style="list-style-type: none"> * Ensure completion of applicable EMR items above. * Assist ALS with Capnography. 	<ul style="list-style-type: none"> * Consider Intubation. * Consider IO NS. * Consider 12-Lead EKG.
<p>BLS - AEMT</p> <ul style="list-style-type: none"> * Ensure completion of applicable EMT items above. * Consider IV NS in AC (left is preferred) with pigtail extension with 18 ga or greater. * <u>Adult:</u> Consider assisting ALS with CPAP. 	<ul style="list-style-type: none"> * <u>Adult:</u> <ul style="list-style-type: none"> * Consider Solu-Medrol 125 mg IV/IO. * Contact MEDICAL CONTROL for: Consider Magnesium Sulfate 1-2 g IV/IO over 15-20 min.

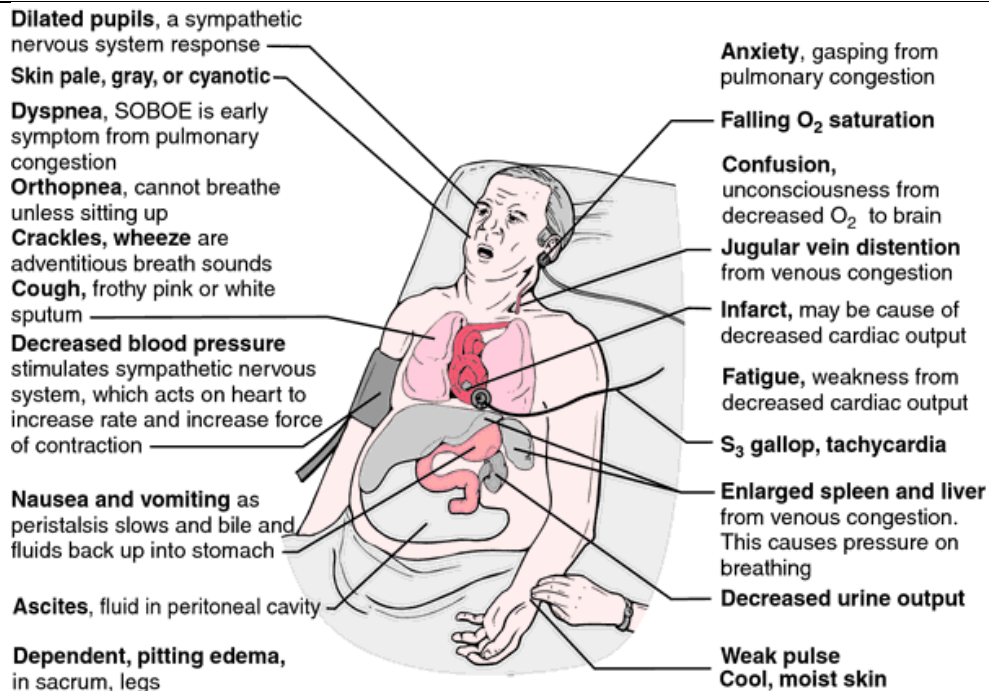
Citations:



Protocol 4-070 - Congestive Heart Failure (CHF)

<p><u>BLS - EMR</u></p> <ul style="list-style-type: none"> * Oxygen to maintain SpO₂ between 94-99%. * Monitor pulseoximetry. * Apply cardiac monitor limb leads. * Obtain vital signs. * Elevate Head of cot. 	<p><u>ALS - RN/Paramedic</u></p> <ul style="list-style-type: none"> * Ensure completion of all applicable BLS items on the left. * Consider Intubation. * Consider IO Saline LOCK. * Obtain 12-Lead EKG. <li style="padding-left: 20px;">* Consider 15-Lead EKG.
<p><u>BLS - EMT</u></p> <ul style="list-style-type: none"> * Ensure completion of applicable EMR items above. * Assist ALS with Capnography. * <u>Adult</u>: Consider assisting ALS with CPAP. 	<p>* <u>Adult</u>:</p> <ul style="list-style-type: none"> * <u>SBP greater than 100</u>: Nitroglycerin 0.4-0.8 mg SL every 3-5 min until no dyspnea or SBP less than 90. + Consider Nitroglycerin 50+ mcg/min titrate to SBP greater than 100 and dyspnea Pain. * <u>SBP less than 100</u>: Dopamine 5-15 mcg/kg/min. * Consider Lasix 40 mg IV/IO/IM. + Patient currently on diuretics: Lasix double prescribed dose.
<p><u>BLS - AEMT</u></p> <ul style="list-style-type: none"> * Ensure completion of applicable EMT items above. * Consider IV Saline LOCK in AC (left is preferred) with pigtail extension with 18 ga or greater. * <u>Adult</u>: <u>Wheezing or obstructed ETCO₂ waveform</u>: <ul style="list-style-type: none"> * Consider Duoneb. 0.5 mg Ipratropium + 2.5 mg Albuterol Nebulized (max 1 dose). * Consider Albuterol 2.5 mg in NS 3 ml Nebulized. * Consider Xopenex 0.63-1.25 mg Nebulized. * <u>Pediatric</u>: <u>Wheezing or obstructed ETCO₂ waveform</u>: <ul style="list-style-type: none"> * Consider Duoneb. 0.25 mg Ipratropium + 2.5 mg Albuterol Nebulized (max 1 dose). * Consider Albuterol 2.5 mg in NS 3 ml Nebulized. * <u>Greater than 6 yr old</u>: Consider Xopenex 0.31-0.63 mg Nebulized. 	<p>* <u>Pediatric</u>:</p> <ul style="list-style-type: none"> * Consider Lasix 1-2 mg/kg IV/IO/IM (max 40 mg).

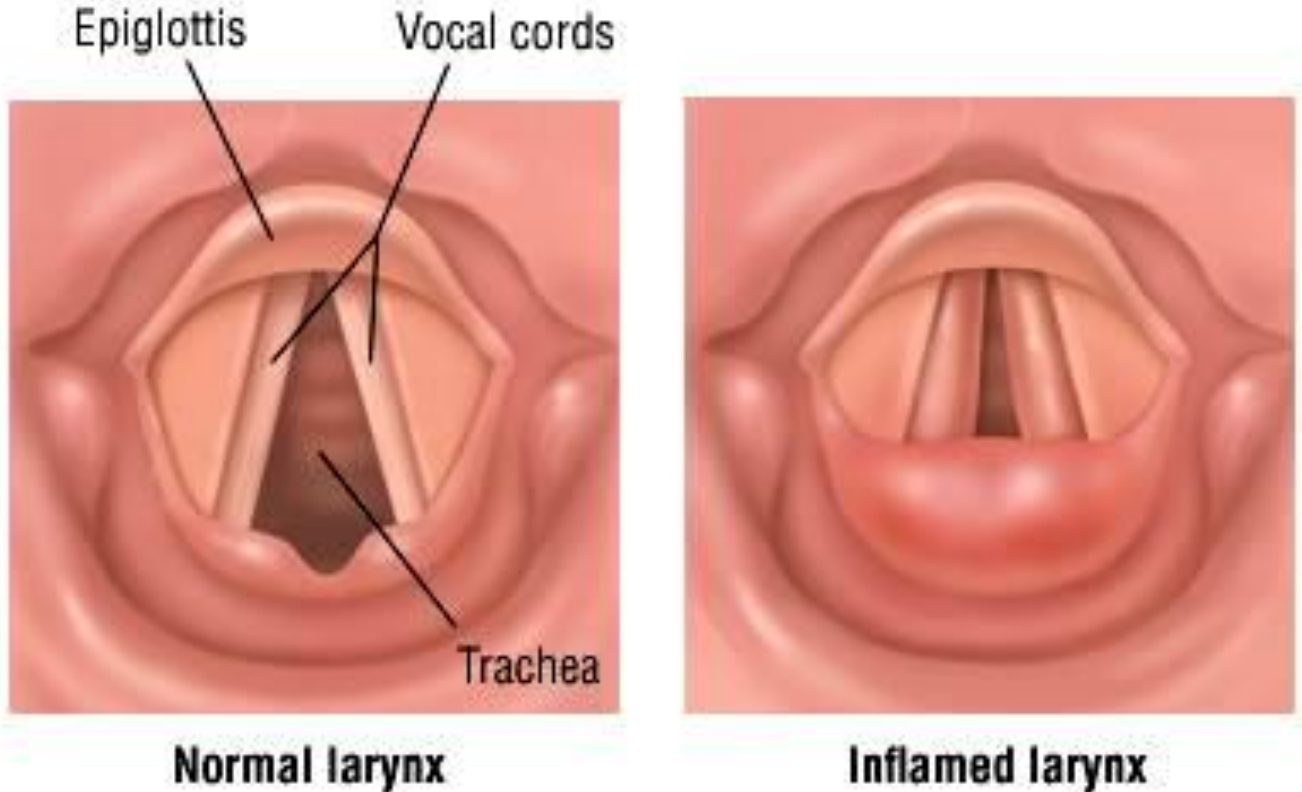
Citations:



Protocol 4-080 - Croup

<p><u>BLS - EMR</u></p> <ul style="list-style-type: none"> * Oxygen to maintain SpO₂ between 88-92%. * Monitor pulseoximetry. * Consider: Apply cardiac monitor limb leads. * Obtain vital signs. 	<p><u>ALS - RN/Paramedic</u></p> <ul style="list-style-type: none"> * Ensure completion of all applicable BLS items on the left. * Decadron 0.6 mg/kg PO/Neb (max 20 mg). <ul style="list-style-type: none"> * In the absence of Decadron, Solu-Medrol 2 mg/kg IV/IO/IM. Be cautious of inducing crying as aggravation may seriously worsen patient's condition. * Consider Racemic Epinephrine 0.5 ml with 3 ml NS Nebulized. <ul style="list-style-type: none"> * In the absence of Racemic Epinephrine, Epinephrine 1:1,000 may be used 0.5 ml/kg (max 5 ml) Nebulized.
<p><u>BLS - EMT</u></p> <ul style="list-style-type: none"> * Ensure completion of applicable EMR items above. * Assist ALS with Capnography. 	
<p><u>BLS - AEMT</u></p> <ul style="list-style-type: none"> * Ensure completion of applicable EMT items above. 	

Citations:



Protocol 4-090 - Childbirth

<p><u>BLS - EMD</u></p> <ul style="list-style-type: none">* <u>MPDS Protocol 24 (Pregnancy) - High risk complications</u>: The following conditions indicate a high-risk pregnancy or childbirth:<ul style="list-style-type: none">* Premature birth, Multiple birth, Bleeding disorder, Placenta abruption, Placenta previa, Breech, OR Prolapsed cord.	<p><u>ALS - RN/Paramedic</u></p> <ul style="list-style-type: none">* Ensure completion of all applicable BLS items on the left.* Consider IO NS titrated to blood pressure.* Treat any problems per appropriate protocol.
<p><u>BLS - EMR</u></p> <ul style="list-style-type: none">* Consider Oxygen if SpO₂ less than 88%.* Inspect for active bleeding / crowning. Determine amount of blood loss.* Monitor pulseoximetry.* Apply cardiac monitor limb leads.* Obtain vital signs.* <u>Crowning</u>: Stop transport and Deliver infant. Both crew members should be available during delivery.<ul style="list-style-type: none">* Consider cleaning Vaginal area prior to birth.* Inspect for prolapsed cord.<ul style="list-style-type: none">+ <u>Breech</u>: Deliver as best you can (see below).+ <u>No complications</u>:<ul style="list-style-type: none">* Provide peritoneal pressure during delivery to prevent tearing.* Only Suction Airway if infant is in distress.* Dry, warm, and stimulate.* Place infant skin-to-skin with mother while she breastfeeds, if possible.* Clamp and cut cord halfway between mother and infant. Only clamp cord if full-term gestation baby.* Assess Section 4-091 - Newborn Assessment (page 49) at 1 min.* Expect placenta within 5 min and transport it with patients.* Fundal massage.+ <u>Prolapsed cord</u>:<ul style="list-style-type: none">* Place mother on hands and knees.* Do not handle cord. Cover it with moist dressing.* Protect cord from compression with fingers.* Rapid transport to nearest hospital with OB department.* Refer to Section 4-091 - Newborn Assessment (page 49) at 5 min intervals.	
<p><u>BLS - EMT</u></p> <ul style="list-style-type: none">* Ensure completion of applicable EMR items above.	
<p><u>BLS - AEMT</u></p> <ul style="list-style-type: none">* Ensure completion of applicable EMT items above.* IV NS titrated to blood pressure.	

Citations:

Section 4-091 - Newborn Assessment**APGAR Scoring System:**

Activity (muscle tone)	Absent	0
	Arms and legs flexed	1
	Active movements	2
Pulse	Absent	0
	Below 100 bpm	1
	Over 100 bpm	2
Grimace (reflex irritability)	Flaccid	0
	Some flexion of extremities	1
	Active motion (sneeze, cough, pull away)	2
Appearance (skin color)	Blue, pale	0
	Body pink, extremities blue	1
	Completely pink	2
Respiration	Absent	0
	Slow, irregular	1
	Vigorous cry	2

Total 0-3: Severely depressed.

Total 4-6: Moderately depressed.

Total 7-10: Excellent condition.

Targeted pre-ductal SpO₂ after birth:

Time after birth	Target SpO₂
1 min	60-65%
2 min	65-70%
3 min	70-75%
4 min	75-80%
5 min	80-85%
10 min	85-95%

Protocol 4-100 - Fever

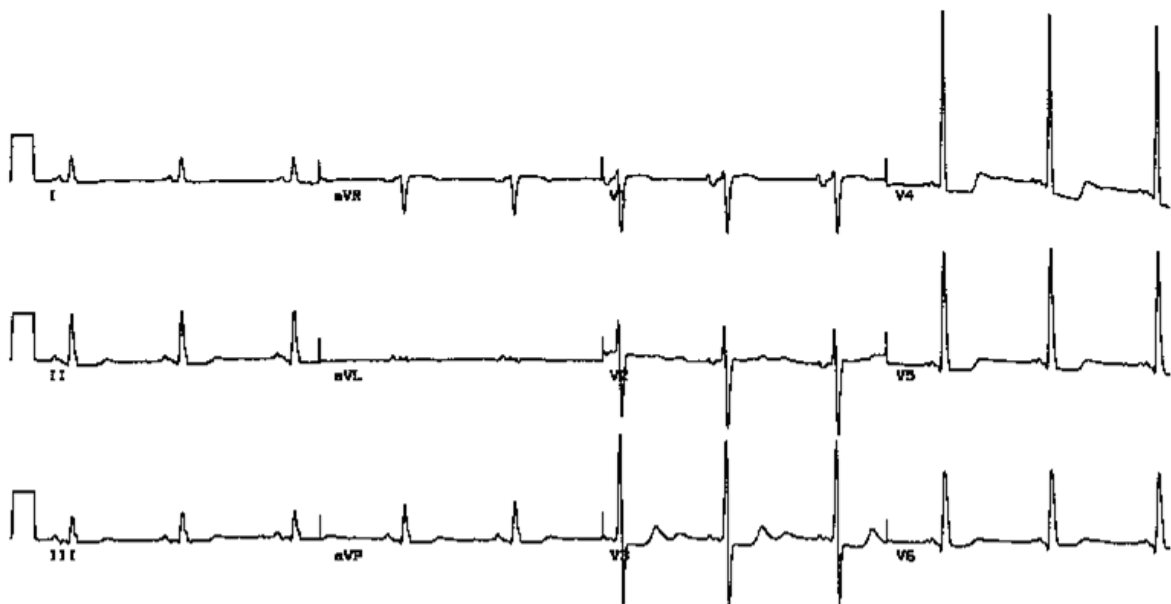
<p><u>BLS - EMR</u></p> <ul style="list-style-type: none">* Consider Oxygen if SpO₂ less than 88%.* Remove excess clothing / blankets.* Monitor pulseoximetry.* Consider: Apply cardiac monitor limb leads.* Obtain vital signs.	<p><u>ALS - RN/Paramedic</u></p> <ul style="list-style-type: none">* Ensure completion of all applicable BLS items on the left.* Consider IO NS.* <u>Fever greater than 102 F: Begin cooling.</u>* <u>Adult:</u><ul style="list-style-type: none">* <u>Acetaminophen NOT given within 4 hrs: Acetaminophen 325-650 mg PO.</u>* <u>Acetaminophen given within 4 hrs: Ibuprofen 200-400 mg PO.</u>* <u>Pediatric:</u><ul style="list-style-type: none">* <u>Acetaminophen NOT given within 4 hrs: Acetaminophen Elixir 15 mg/kg PO.</u>* <u>Acetaminophen given within 4 hrs: Ibuprofen Elixir 10 mg/kg PO.</u>
<p><u>BLS - EMT</u></p> <ul style="list-style-type: none">* Ensure completion of applicable EMR items above.* Assist ALS with Capnography.	
<p><u>BLS - AEMT</u></p> <ul style="list-style-type: none">* Ensure completion of applicable EMT items above.* Consider IV NS.	

Citations:

Protocol 4-110 - Hypertension

<p><u>BLS - EMR</u></p> <ul style="list-style-type: none"> * Calm and reassure the patient. * Identify possible causes. * Consider Oxygen if SpO₂ less than 88%. * Monitor pulseoximetry. * Apply cardiac monitor limb leads. * Obtain vital signs. * Obtain and compare blood pressures in both arms. * Dim lights. Avoid loud noises and rough transport. * Transport with Head slightly elevated. * Pregnant: <ul style="list-style-type: none"> * Inspect for active bleeding / crowning. Determine amount of blood loss. * Consider transport in left lateral recumbent position to reduce risk of Vena Cava compression. 	<p><u>ALS - RN/Paramedic</u></p> <ul style="list-style-type: none"> * Ensure completion of all applicable BLS items on the left. * Consider IO NS. * Diastolic greater than 115 with Nausea, ALOC, blurred vision, Headache, or Chest Pain: Contact MEDICAL CONTROL for: * Adult: <ul style="list-style-type: none"> + Consider Labetalol 20 mg over 2 min IV/IO. + Consider Hydralazine 10-20 mg IV/IO/IM. + Consider Nitroglycerin sublingual. + Consider Nitroglycerin drip IV/IO. * Pediatric: <ul style="list-style-type: none"> + Consider Labetalol 0.4-1 mg/kg/hr IV/IO. + Consider Hydralazine 0.1-0.2 mg/kg (max 20 mg) IV/IO/IM. * Pregnant: <ul style="list-style-type: none"> * Actively seizing: Magnesium Sulfate 4 g IM/IV/IO (IV/IO over 5 min) and refer to Protocol 4-170 - Seizures (page 56). * Contact MEDICAL CONTROL for: <ul style="list-style-type: none"> + Consider Magnesium Sulfate 4-6 g IV/IO over 20 min or 2 g/hr. + Consider Labetalol 20 mg IV/IO over 2 min. + Consider Hydralazine 10-20 mg IV/IO/IM. * Do not reduce Mean Arterial Pressure (MAP) lower than 20% of the original. <ul style="list-style-type: none"> * $(MAP) = (Diastolic) + \frac{(Systolic) - (Diastolic)}{3}$
<p><u>BLS - EMT</u></p> <ul style="list-style-type: none"> * Ensure completion of applicable EMR items above. 	
<p><u>BLS - AEMT</u></p> <ul style="list-style-type: none"> * Ensure completion of applicable EMT items above. * IV NS. 	

Citations: (Cox Paramedics, 2014)



Protocol 4-120 - Hypoglycemia

BLS - EMR

- * Identify possible causes.
- * Consider **Oxygen** if SpO₂ less than 88%.
- * Monitor pulseoximetry.
- * Consider: Consider cardiac monitor limb leads.
- * Obtain vital signs.

BLS - EMT

- * Ensure completion of applicable EMR items above.
- * Perform **Glucose check**.
 - * Glucose less than 70 mg/dl: Conscious and able to swallow: **ORAL Glucose** 15 g PO.
- * Have patient **eat** after treatment.

BLS - AEMT

- * Ensure completion of applicable EMT items above.
- * Consider **IV NS**.
- * Adult: Glucose less than 70 mg/dl:
 - * **Dextrose** (D50W, D25W, or D10W) 25 g IV.
 - * If unable to obtain IV: **Glucagon** 1 mg IM/SQ.
- * Pediatric: Glucose less than 40 mg/dl:
 - * **Dextrose** (D25W) 0.5-1 g/kg IV/IO (repeat as needed). 5 ml D50W + 5 ml NS = 2.5 g D25W.
 - * If unable to obtain IV: **Glucagon** 0.5 mg IM/SQ.
- * Neonate: **Dextrose** (D10W) 0.5-1 g/kg IV/IO (repeat as needed). 2 ml D50W + 8 ml NS = 1 g D10W.

- * Contact **MEDICAL CONTROL** prior to PRC if:
 - * IV access has been performed.
 - * Oral hypoglycemic in patient med list.
 - * Long acting insulin in patient med list.
 - * Treated with Glucagon.

ALS - RN/Paramedic

- * Ensure completion of all applicable BLS items on the left.
- * Glucose less than 40 mg/dl, Unconscious, and/or unable to swallow: ALS patient.
- * Consider **IO NS**.
- * Adult: Glucose less than 70 mg/dl:
 - * **Thiamine** 100 mg IM. If given IV, infuse in NS over 30 min.

- * Contact **MEDICAL CONTROL** prior to PRC if:
 - * IO inserted (should not be PRC'd).

Citations:

Protocol 4-130 - Neonatal Resuscitation

BLS - EMR

- * Confirm ABCs.
- * Establish and maintain Airway.
- * Suction thoroughly.
- * Use **BVM** on room air unless you suspect hypoxic event. Maintain SpO₂ according to chart below.
 - * Targeted Pre-Ductal SpO₂ After Birth:
 - + 1 min = 60-65%
 - + 2 min = 65-70%
 - + 3 min = 70-75%
 - + 4 min = 75-80%
 - + 5 min = 80-85%
 - + 10 min = 85-95%
- * Apply cardiac monitor limb leads.
- * Monitor pulseoximetry.
- * Maintain warmth of infant.

BLS - EMT

- * Ensure completion of applicable EMR items above.
- * Assist ALS with **Capnography**.
- * Perform **Glucose check**.
 - * Glucose less than 40 mg/dl: Refer to Protocol 4-120 - Hypoglycemia (page 52).

BLS - AEMT

- * Ensure completion of applicable EMT items above.
- * Consider IV **Saline lock**.
- * Consider **Narcan** 0.1 mg/kg IV/IN/IM/SQ/ET.

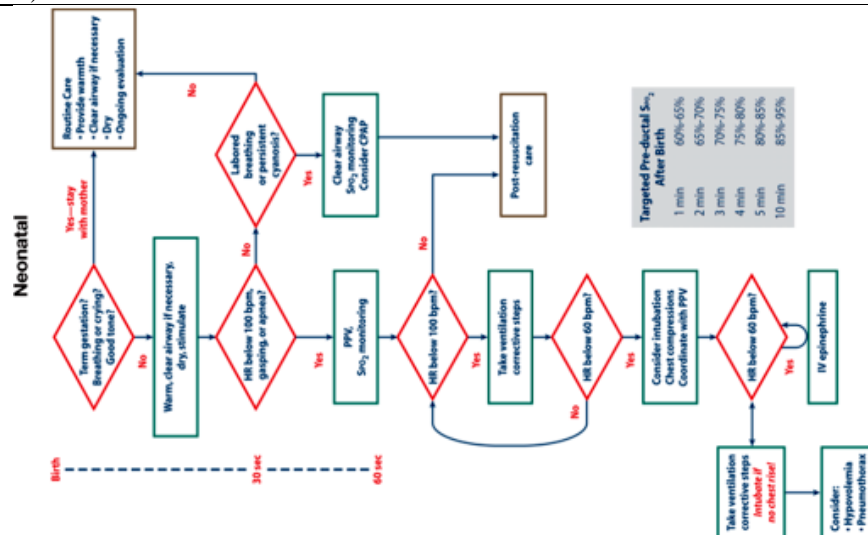
ALS - RN/Paramedic

- * Ensure completion of all applicable BLS items on the left.
- * Consider IO **Saline lock**.
- * Meconium present AND infant in distress: **Laryngoscopy** and **Suction** trachea with ET tube.
- * No Meconium present AND infant in distress: **Suction** mouth then nose with Meconium Aspirator or bulb syringe.
- * Position on back.
- * Open Airway.
- * **Stimulate**. Dry with clean towel.
- * No vigorous response: **Intubate**.

Gestational age (weeks)	ET Size	Depth
less than 28	2.5	6-7
28-34	3.0	7-8
34-38	3.5	8-9
greater than 38	4.0	9-10

- * Meconium: Prolonged positive pressure **ventilation** at 40-60/min.
- * HR less than 60: Chest **compressions** at 120/min. Ratio is 3:1.
- * HR remains less than 80 despite BVM and Chest compressions:
 - * **Epinephrine 1:10,000** 0.01-0.03 mg/kg IV/IO.
 - + **OR Epinephrine 1:10,000** 0.05-0.1 mg/kg ET.
 - * No response:
 - + **Epinephrine 1:1,000** 0.05-0.1 mg/kg ET.

Citations: (Bloom, 2006)



Protocol 4-140 - Poisoning or Overdose

<u>BLS - EMD</u>	<u>ALS - RN/Paramedic</u>
<ul style="list-style-type: none">* Dispatch a non-dedicated standby ambulance to all hazmat releases where emergency response is required.	<ul style="list-style-type: none">* Ensure completion of all applicable BLS items on the left.* Consider IO NS.<ul style="list-style-type: none">* <u>If suspected intentional Poisoning or Overdose:</u> Mandatory ALS patient and pre-hospital IV or IO access is required.* Consider Intubation.
<u>BLS - EMR</u> <ul style="list-style-type: none">* Consider hazmat. Refer to Protocol 6-055 - Decontamination (page 76).* Identify possible causes.* Identify substance.* Consider Oxygen 100%.<ul style="list-style-type: none">* <u>Paraquat Poisoning:</u> Only administer Oxygen if SpO₂ less than 88%.* Monitor pulseoximetry.* Apply cardiac monitor limb leads.* Obtain vital signs.	<u>Beta-Blocker Overdose:</u> <ul style="list-style-type: none">* Refer to Protocol 2-040 - Bradycardia (page 18)..* Contact MEDICAL CONTROL for Glucagon:<ul style="list-style-type: none">+ <u>Adult:</u> 2-5 mg IV/IO. Repeat at 10 mg if Bradycardia and hypotension recur.+ <u>Pediatric:</u> 0.5 mg IV/IO.
<u>BLS - EMT</u> <ul style="list-style-type: none">* Ensure completion of applicable EMR items above.* Assist ALS with Capnography.* Perform Glucose check.<ul style="list-style-type: none">* <u>Glucose less than 70 mg/dl:</u> Refer to Protocol 4-120 - Hypoglycemia (page 52).* <u>Narcotic Overdose with respiratory depression and unable to ventilate:</u><ul style="list-style-type: none">* <u>Adult:</u> Narcan 0.2-0.4 mg (max 2 mg) to maintain Airway, SpO₂, and ETCO₂ IN.* <u>Pediatric:</u> Narcan 0.1 mg/kg IN (max 2 mg).	<ul style="list-style-type: none">* <u>Calcium channel blocker Overdose:</u><ul style="list-style-type: none">* Contact MEDICAL CONTROL for Calcium Chloride.* <u>Cyanide Poisoning (structure/vehicle fire smoke inhalation with altered mental status):</u><ul style="list-style-type: none">* Decontamination with water.* Cyanokit:<ul style="list-style-type: none">+ <u>Adult:</u> 5 g IV/IO over 15 min.+ <u>Pediatric:</u> 70 mg/kg IV/IO over 15 min.* <u>Illegal drug Overdose with excited delirium (i.e. Bath Salts):</u> Refer to Protocol 4-040 - Behavioral (page 40).* <u>Narcotic Overdose:</u><ul style="list-style-type: none">* <u>Adult:</u> Consider Narcan 0.2-0.4 mg (max 2 mg) IV/IO/IN/IM/SQ.<ul style="list-style-type: none">+ OR Narcan 2 mg in 3 ml NS ET.* <u>Pediatric:</u> Consider Narcan 0.1 mg/kg IV/IO/IN/IM/SQ/ET (max 2 mg).* <u>Organophosphate Poisoning:</u><ul style="list-style-type: none">* Decontamination with water.* <u>Adult:</u> Atropine 1-2+ mg IV/IO. If Intubation needed: 6 mg IV/IO.* <u>Pediatric:</u> Atropine 0.02-0.05 mg/kg IV/IO.* <u>Seizing:</u> Refer to Protocol 4-170 - Seizures (page 56) (Valium preferred).
<u>BLS - AEMT</u> <ul style="list-style-type: none">* Ensure completion of applicable EMT items above.* IV NS.* <u>Narcotic Overdose with respiratory depression and unable to ventilate:</u><ul style="list-style-type: none">* <u>Adult:</u> Narcan 0.2-0.4 mg (max 2 mg) to maintain Airway, SpO₂, and ETCO₂ IV/IN/IM/SQ.* <u>Pediatric:</u> Narcan 0.1 mg/kg IV/IN/IM/SQ (max 2 mg).	<ul style="list-style-type: none">* <u>Hydrofluoric acid contact:</u><ul style="list-style-type: none">* Decontamination with water.* Contact MEDICAL CONTROL for Calcium Gluconate / KY Jelly applied to exposed contact area.* Contact POISON CONTROL: 888-268-4195.* Contact MEDICAL CONTROL.<ul style="list-style-type: none">* <u>If patient can protect their Airway:</u> Consider Activated Charcoal 0.5-1 g/kg PO.

Protocol 4-160 - Pre-Term Labor

<p><u>BLS - EMR</u></p> <ul style="list-style-type: none"> * Consider Oxygen if SpO₂ less than 88%. * Inspect for active bleeding / crowning. * Determine amount of blood loss. * Monitor pulseoximetry. * Apply cardiac monitor limb leads. * Obtain vital signs. * Consider orthostatic vital signs. * Consider transport in left lateral recumbent position to reduce risk of Vena Cava compression. 	<p><u>ALS - RN/Paramedic</u></p> <ul style="list-style-type: none"> * Ensure completion of all applicable BLS items on the left. * Consider IO NS.
<p><u>BLS - EMT</u></p> <ul style="list-style-type: none"> * Ensure completion of applicable EMR items above. 	
<p><u>BLS - AEMT</u></p> <ul style="list-style-type: none"> * Ensure completion of applicable EMT items above. * IV NS. * NS 500-1000 ml bolus. 	

Citations:

Protocol 4-170 - Seizures

<u>BLS - EMR</u>	<u>ALS - RN/Paramedic</u>
<ul style="list-style-type: none"> * Ensure open Airway. * Identify possible causes. * Clear area to decrease chance of injury. * Consider Oxygen if SpO₂ less than 88%. * Monitor pulseoximetry. * Apply cardiac monitor limb leads. * Obtain vital signs. 	<ul style="list-style-type: none"> * Ensure completion of all applicable BLS items on the left. * Consider IO NS. * <u>Actively seizing:</u> <hr/> <ul style="list-style-type: none"> * <u>Adult:</u> <ul style="list-style-type: none"> + Valium 5-10 mg (max 30 mg) IV/IO. <ul style="list-style-type: none"> * OR Ativan 4 mg (max 8 mg) IV/IO. * OR Versed 2.5-5 mg IV/IO/IN. * OR Valium 2.5-5 mg IN. * OR Versed 10 mg IM. + <u>Pregnant hypertension:</u> Refer to Protocol 4-110 - Hypertension (page 51) <hr/> <ul style="list-style-type: none"> * <u>Pediatric (5-18 yr):</u> <ul style="list-style-type: none"> + Valium 1 mg (max 10 mg) IV/IO. <ul style="list-style-type: none"> * OR Valium 0.3 mg/kg (max 20 mg) PR. * OR Ativan 0.07 mg/kg over 5 min IV/IO. May repeat in 15 min (max 8 mg). * OR Versed 5 mg IM. * OR Versed IV/IO/IN. <ul style="list-style-type: none"> * Over 12 yrs: Same as adult. * Between 6 yrs and 12 yrs: 0.05 mg/kg. * Under 6 yrs: 0.05-0.1 mg/kg. <hr/>
<p><u>BLS - EMT</u></p> <ul style="list-style-type: none"> * Ensure completion of applicable EMR items above. * Assist ALS with Capnography. * Perform Glucose check. <ul style="list-style-type: none"> * <u>Glucose less than 70 mg/dl:</u> Refer to Protocol 4-120 - Hypoglycemia (page 52). 	<ul style="list-style-type: none"> * <u>Pediatric (6 mo-5 yr):</u> <ul style="list-style-type: none"> + Valium 0.2-0.5 mg/kg (max 5 mg) IV/IO. <ul style="list-style-type: none"> * OR Valium 0.5 mg/kg (max 20 mg) PR. * OR Ativan 0.1 mg/kg over 5 min IV/IO. May repeat half dose in 15 min. * OR Versed 0.05-0.1 mg/kg IV/IO/IN. * <u>Pediatric (0-6 mo):</u> <ul style="list-style-type: none"> + Valium 0.1-0.3 mg/kg over 5 min (max 2 mg). * OR Ativan 0.05 mg/kg over 5 min IV/IO. May repeat in 15 min. <hr/>
<p><u>BLS - AEMT</u></p> <ul style="list-style-type: none"> * Ensure completion of applicable EMT items above. * IV NS. 	<ul style="list-style-type: none"> * Contact MEDICAL CONTROL for: Valium, Versed, or Ativan higher dose. * Use RSI with caution in Seizure patients. Paralysis only masks the manifestation of Seizure. * <u>Continued sedation for intubated patient:</u> Ativan 1 mg.

Citations: (Bhattacharyya, Kalra, & Gulati, 2006), (Holsti, et al., 2007), (Silbergleit, et al., 2012)

Protocol 4-175 - Sepsis

<p><u>BLS - EMR</u></p> <ul style="list-style-type: none"> * Obtain vital signs. * Apply cardiac monitor limb leads. * Consider treating for shock. * Notify incoming ambulance of possible SEPSIS (include accurate blood pressure). <ul style="list-style-type: none"> * Definition of SEPSIS: <ul style="list-style-type: none"> + Suspected infection AND + At least two of the following: <ul style="list-style-type: none"> ✗ Temperature greater than 100.9°F. ✗ Temperature less than 96.8°F. ✗ Heart rate greater than 90. ✗ Respiratory rate greater than 20. ✗ EtCO₂ less than 32. ✗ WBC greater than 12,000. ✗ WBC less than 4,000. ✗ Hypoglycemia or hyperglycemia without history of diabetes. ✗ New onset altered mental status. 	<p><u>ALS - RN/Paramedic</u></p> <ul style="list-style-type: none"> * Ensure completion of all applicable BLS items on the left. * Consider IO LR. * Consider Glucose or Dextrose administration according to Protocol 4-120 - Hypoglycemia (page 52) to meet target blood glucose level of 180. * Notify Emergency Room of incoming SEPSIS patient.
<p><u>BLS - EMT</u></p> <ul style="list-style-type: none"> * Ensure completion of applicable EMR items above. * Assist ALS with Capnography. * Perform Glucose check. <ul style="list-style-type: none"> * <u>Glucose less than 70 mg/dl</u>: Refer to Protocol 4-120 - Hypoglycemia (page 52). 	
<p><u>BLS - AEMT</u></p> <ul style="list-style-type: none"> * Ensure completion of applicable EMT items above. * IV LR in AC (left is preferred) with pigtail extension with 18 ga or greater. * Repeated LR boluses of 30 ml/kg until either 2 L max or pulmonary edema. 	

Citations: (Alderfer, 2016), (Society of Critical Care Medicine, 2016)

Protocol 4-180 - Vaginal Bleeding

BLS - EMR

- * Consider **Oxygen** 100%.
- * Inspect for active bleeding / crowning.
- * Determine amount of blood loss.
- * Monitor pulseoximetry.
- * Consider: Apply cardiac monitor limb leads.
- * Obtain vital signs.
- * Consider treating for shock.
- * Post partum:
 - * Massage the fundus.
 - * Have mother breastfeed.
- * Consider orthostatic vital signs.
- * Consider transport in left lateral recumbent position to reduce risk of Vena Cava compression.

BLS - EMT

- * Ensure completion of applicable EMR items above.

BLS - AEMT

- * Ensure completion of applicable EMT items above.
- * IV NS titrated to blood pressure.
- * Post partum: Rapidly infuse IV fluids.

ALS - RN/Paramedic

- * Ensure completion of all applicable BLS items on the left.
- * Consider IO NS.
- * Post partum:
 - * **Contact medical control for:**
Consider **Oxytocin 10-20 u** in 1,000 ml NS.
Run wide open.

Citations:

Part 5 - Trauma Protocols

Protocol 5-020 - Abdominal Trauma

BLS - EMR

- * Consider **SMR**.
- * Assist ventilations as needed.
- * Consider **Oxygen** 100%.
- * Control bleeding / bandage / splint / stabilize impaled objects as required.
- * Monitor pulseoximetry.
- * Apply cardiac monitor limb leads.
- * Obtain vital signs.
- * Maintain body temperature.
- * Moist, sterile **dressings** for eviscerations.
- * Abdominal crush injury: Immediate release and rapid transport.

BLS - EMT

- * Ensure completion of applicable EMR items above.

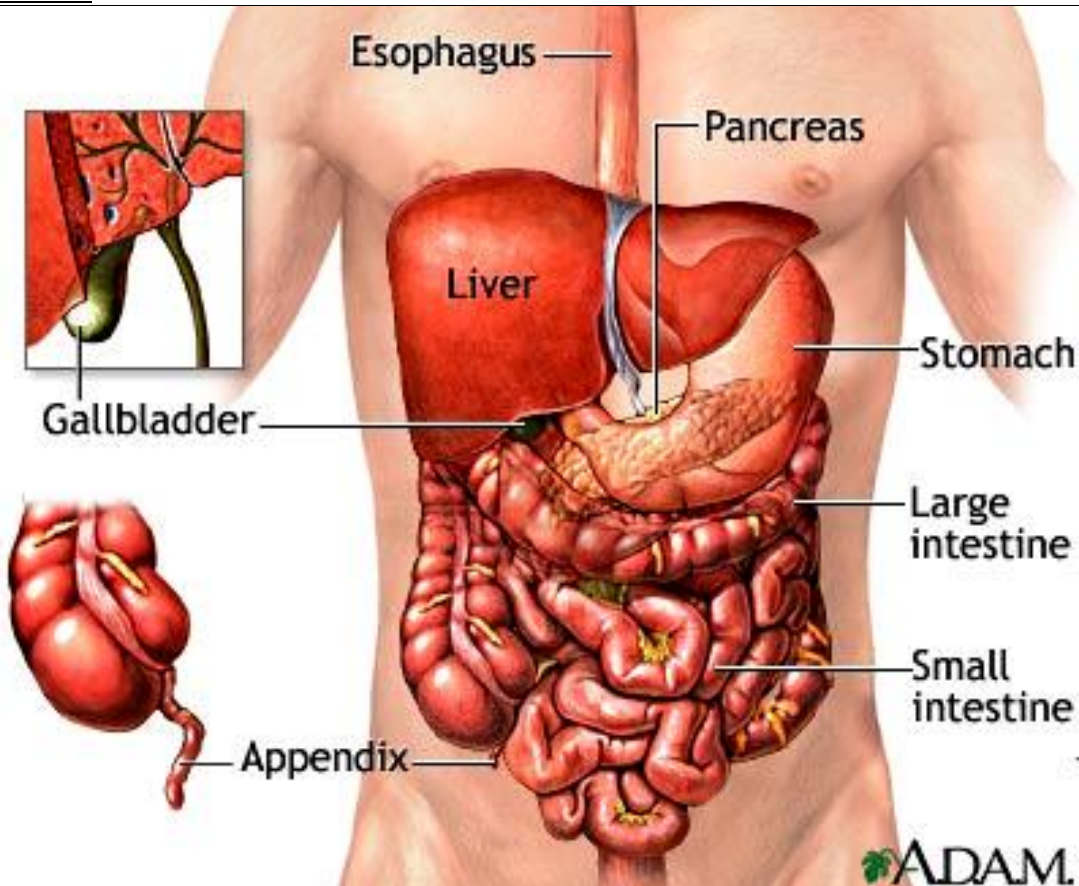
BLS - AEMT

- * Ensure completion of applicable EMT items above.
- * Consider IV **LR** titrated to SBP greater than 80.

ALS - RN/Paramedic

- * Ensure completion of all applicable BLS items on the left.
- * Consider IO **LR** titrated to SBP greater than 80.
- * **Intubate** as necessary.
- * Pain: Refer to Protocol 6-050 - Control of Pain (page 75).
- * Nausea: Refer to Protocol 6-040 - Control of Nausea (page 74).
- * Adult:
 - * Consider **TXA** 1 g in 100 ml NS over 10 min if all of the following:
 - ✦ Major injury AND
 - ✦ Signs of shock (SBP less than 90 OR HR greater than 115 that is persistent after at least 1 L fluid bolus) AND
 - ✦ Recent injury (less than 3 hrs ago).
- * Pediatric:
 - * Consider **MEDICAL CONTROL**.

Citations:



Protocol 5-030 - Burns

BLS - EMD

- * Dispatch a non-dedicated standby ambulance to the following incident types:
 - * 1st alarm commercial structure fire.
 - * 2nd alarm residential structure fire.
 - * 2nd alarm natural cover fire.
 - * 2nd alarm vehicle fire.

BLS - EMR

- * Stop the burning process.
- * **Chemical burn:** Refer to Protocol 6-055 - Decontamination (page 76)
- * Assist **ventilations** as needed.
- * Consider **Oxygen** 100%.
- * Control bleeding / bandage. Consider **saran wrap**.
- * Monitor pulseoximetry.
- * Consider: Apply cardiac monitor limb leads.
- * Obtain vital signs.
- * Remove all jewelry.
- * Keep patient warm.
- * Consider direct transport to **Burn Unit** if:
 - * 2nd degree burn greater than 10%,
 - * 3rd degree burn of any size,
 - * Critical area burned (hands, feet, face, genitals),
 - * Electrical or chemical burn,
 - * Inhalation burn,
 - * Trauma, OR
 - * Pediatric.

BLS - EMT

- * Ensure completion of applicable EMR items above.
- * Assist ALS with **Capnography**.

BLS - AEMT

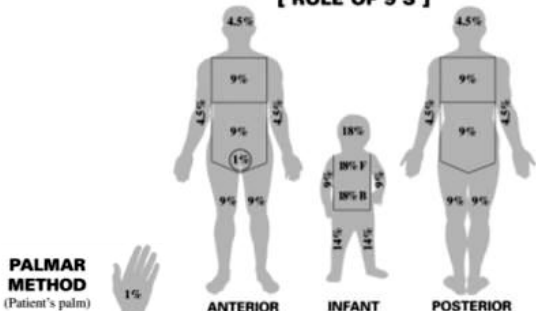
- * Ensure completion of applicable EMT items above.
- * Consider IV **LR** titrated to SBP greater than 90.
 - * Adult (greater than 13 yr): 500 ml/hr.
 - * Pediatric (6-13 yr): 250 ml/hr.
 - * Pediatric (less than 6 yr): 125 ml/hr.

ALS - RN/Paramedic

- * Ensure completion of all applicable BLS items on the left.
- * Consider IO **LR**.
- * **Intubate** as necessary.
 - * Consider **RSI** if any of the following:
 - + Carbonaceous sputum,
 - + Deep facial burns,
 - + Hoarse voice,
 - + Brassy cough, OR
 - + Rhonchi / rales / crackles.
- * Be alert for Airway Burns.
- * King Airway contraindicated
- * ET 7.5 or larger desired.
- * Pain: Refer to Protocol 6-050 - Control of Pain (page 75).
- * Nausea: Refer to Protocol 6-040 - Control of Nausea (page 74).
- * Smoke inhalation with altered mental status: Refer to Protocol 4-140 - Poisoning or Overdose (page 54).

Citations: (Boland, Satterlee, & Jansen, 2014), (Cox Paramedics, 2014), (Finn, et al., 2004), (Mercy Burn Center, 2014)

[RULE OF 9'S]



Protocol 5-040 - Chest Trauma**BLS - EMR**

- * Consider **SMR**.
- * Assist ventilations as needed.
- * Consider **Oxygen** 100%.
- * Control bleeding / bandage / splint / stabilize impaled objects as required.
- * Monitor pulseoximetry.
- * Apply cardiac monitor limb leads.
- * Obtain vital signs.
- * Consider: Apply 3-sided **Occlusive dressing** to open wounds.
- * **Chest crush injury**: Immediate release and rapid transport.

BLS - EMT

- * Ensure completion of applicable EMR items above.
- * Assist ALS with **Capnography**.
- * **Flail Chest**: Stabilize.
 - * **Adult**: Consider assisting respirations with positive pressure via **BVM** or assisting ALS with **CPAP**.

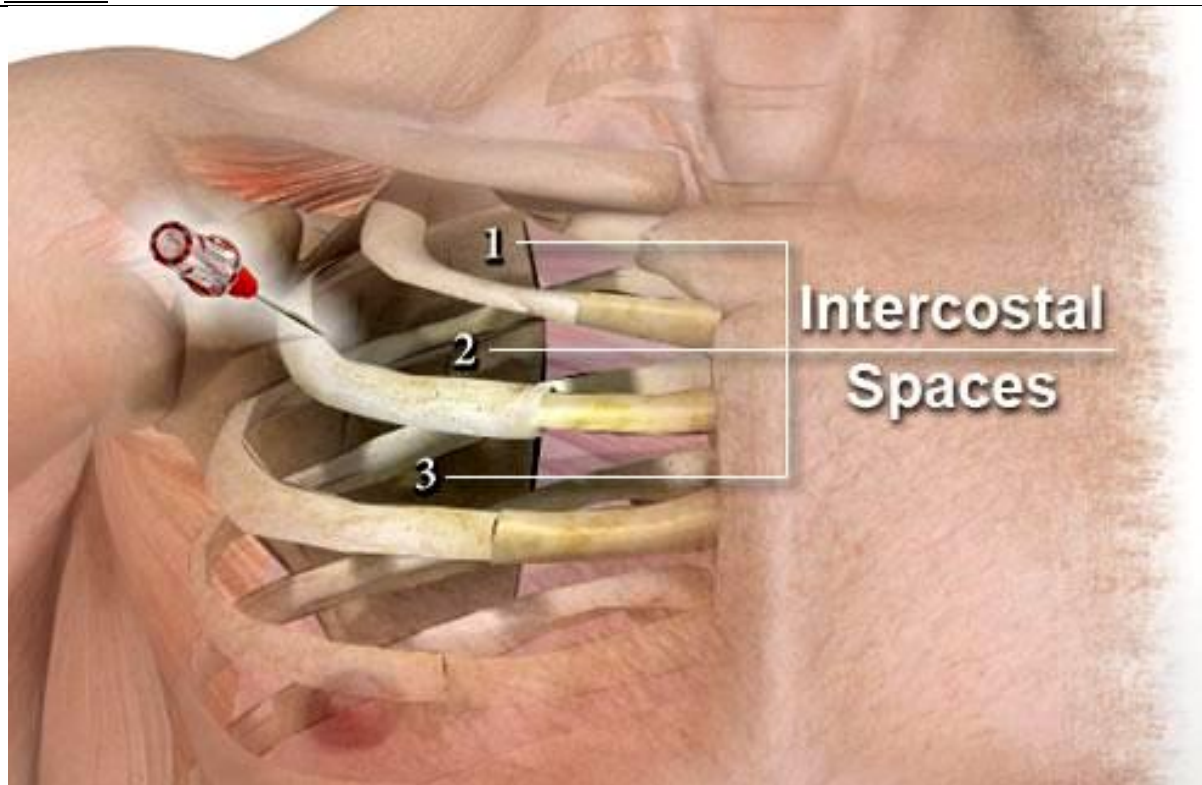
BLS - AEMT

- * Ensure completion of applicable EMT items above.
- * Consider IV **LR** titrated to SBP greater than 80.

ALS - RN/Paramedic

- * Ensure completion of all applicable BLS items on the left.
- * Consider IO **LR** titrated to SBP greater than 80.
- * **Intubate** as necessary.
- * Consider **Chest Decompression** (at 2nd intercostal space, mid-clavicular line) if respiratory compromise and suspect tension pneumothorax.
- * **Pain**: Refer to Protocol 6-050 - Control of Pain (page 75).
- * **Nausea**: Refer to Protocol 6-040 - Control of Nausea (page 74).
- * **Adult**:
 - * Consider **TXA** 1 g in 100 ml NS over 10 min if all of the following:
 - + Major injury AND
 - + Signs of shock (SBP less than 90 OR HR greater than 115 that is persistent after at least 1 L fluid bolus) AND
 - + Recent injury (less than 3 hrs ago).
- * **Pediatric**:
 - * Consider **MEDICAL CONTROL**.

Citations:



Protocol 5-050 - Extremity Trauma

BLS - EMR

- * Consider **SMR**.
- * Assist ventilations as needed.
- * Consider **Oxygen** 100%.
- * Extremity crush injury: Do not release until ALS direction.
- * Control bleeding / bandage / splint / stabilize impaled objects as required.
 - * Splint in position of comfort.
 - * Open fracture: Cover with sterile Saline dressings.
- * Consider **Tourniquet**.
- * Elevate.
- * Assess distal neurovascular status.
- * Consider **cold pack**.
- * Monitor pulseoximetry.
- * Consider: Apply cardiac monitor limb leads.
- * Obtain vital signs.

BLS - EMT

- * Ensure completion of applicable EMR items above.

BLS - AEMT

- * Ensure completion of applicable EMT items above.
- * No crush injury: Consider IV LR titrated to SBP greater than 80.
- * Extremity crush injury (suspected compartment and/or crush syndrome if Extremity pinned for 15 minutes to 6 hours depending on weight and other factors):
 - * IV NS. Two large bore IVs wide open.

ALS - RN/Paramedic

- * Ensure completion of all applicable BLS items on the left.
- * No crush injury: Consider IO LR titrated to SBP greater than 80.
- * **Intubate** as necessary.
- * Pain: Refer to Protocol 6-050 - Control of Pain (page 75).
- * Nausea: Refer to Protocol 6-040 - Control of Nausea (page 74).
- * Adult:
 - * Consider **TXA** 1 g in 100 ml NS over 10 min if all of the following:
 - + Major injury AND
 - + Signs of shock (SBP less than 90 OR HR greater than 115 that is persistent after at least 1 L fluid bolus) AND
 - + Recent injury (less than 3 hrs ago).
- * Pediatric:
 - * **Consider MEDICAL CONTROL.**
- * Extremity crush injury (suspected compartment and/or crush syndrome if Extremity pinned for 15 minutes to 6 hours depending on weight and other factors):
 - * Consider IO NS. Two large bore IVs wide open.
 - * **Contact MEDICAL CONTROL:**
 - + **Consider Tourniquet.**
 - * (To limit acid and Potassium release).
 - + Consider NS 2 L prior to release, then 500 ml/hr after.
 - + Consider **Sodium Bicarbonate** 1 mEq/kg (max 100 mEq) IV/IO prior to release, then add 100 mEq to 1 L NS and drip at 100 ml/hr.
 - * (To alkalize blood and urine).
 - + Consider **Calcium Chloride** 1g IV/IO over 10-15 min. Do not mix with Sodium Bicarbonate.
 - * (To decrease cell membrane permeability).
 - + Consider **Albuterol** neb high dose (10-20 mg).
 - * (To lower Potassium).
 - + Consider **Dextrose IV/IO.**
 - * (To facilitate insulin administration in ER).

Citations: (Cain, 2008), (Citizens Memorial Hospital, 2014), (Composite Resources, Inc), (Doyle & Taillac, 2008), (Flores, 2012), (Kragh, et al., 2008), (Niven & Castle, 2010), (Richey, 2007)

Protocol 5-060 - Eye Injury

<p><u>BLS - EMR</u></p> <ul style="list-style-type: none"> * Consider Oxygen if SpO₂ less than 88%. * Control bleeding / bandage / stabilize impaled objects as required. * Monitor pulseoximetry. * Obtain vital signs. * <u>Foreign substance</u>: <ul style="list-style-type: none"> * <u>Non-penetrating injuries</u>: Flush Eye with at least 1 L NS over 20 min. 	<p><u>ALS - RN/Paramedic</u></p> <ul style="list-style-type: none"> * Ensure completion of all applicable BLS items on the left. * <u>Trauma</u>: <ul style="list-style-type: none"> * Cover open wounds. * Do not apply pressure to Eye. * Cover both eyes. * <u>Foreign substance</u>: <ul style="list-style-type: none"> * Consider Tetracaine 1-2 drops in affected Eye. * <u>Non-penetrating injuries</u>: Flush Eye with at least 1 L NS over 20 min. <ul style="list-style-type: none"> + Consider Morgan Lens. * <u>Pain</u>: Refer to Protocol 6-050 - Control of Pain (page 75). * <u>Nausea</u>: Refer to Protocol 6-040 - Control of Nausea (page 74).
<p><u>BLS - EMT</u></p> <ul style="list-style-type: none"> * Ensure completion of applicable EMR items above. 	
<p><u>BLS - AEMT</u></p> <ul style="list-style-type: none"> * Ensure completion of applicable EMT items above. * Consider IV Saline lock. 	

Citations:

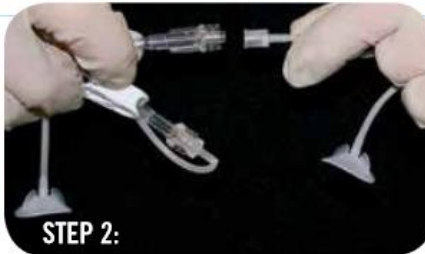
Morgan Lens Instructional Chart

Instructions for using the Morgan Lens for continuous medication or lavage to the cornea and conjunctiva.



STEP 1:

INSERTION
Instill topical ocular anesthetic, if available.



STEP 2:

Attach a Morgan Lens Delivery Set (or a syringe or an I.V. set-up) using solution and rate of choice*; **START FLOW.**



STEP 3:

Have patient look down, insert Morgan Lens under upper lid. Have patient look up, retract lower lid, drop lens in place.



STEP 4:

Release the lower lid over Morgan Lens; adjust flow. Tape tubing to patient's forehead to prevent accidental lens removal. Absorb outflow with the Medi-Duct (for best results, tape to head as shown). **DO NOT RUN DRY.**



STEP 5:

REMOVAL
CONTINUE FLOW.
Have patient look up, retract lower lid—hold position.



STEP 6:

Slide Morgan Lens out. **TERMINATE FLOW.**

Protocol 5-070 - Head Trauma

BLS - EMR

- * Consider **SMR**.
- * Assist ventilations as needed.
- * Consider **Oxygen** 100%.
- * Control bleeding / bandage / splint / stabilize impaled objects as required.
- * Monitor pulseoximetry.
- * Apply cardiac monitor limb leads.
- * Obtain vital signs.
- * Elevate Head of cot.
- * Head crush injury: Immediate release and rapid transport.
- * Maintain body temperature between 91 and 99 degrees F.

BLS - EMT

- * Ensure completion of applicable EMR items above.
- * Assist ALS with **Capnography**.
- * GSC less than 9 or unequal pupils: Maintain $ETCO_2$ at 40-45.

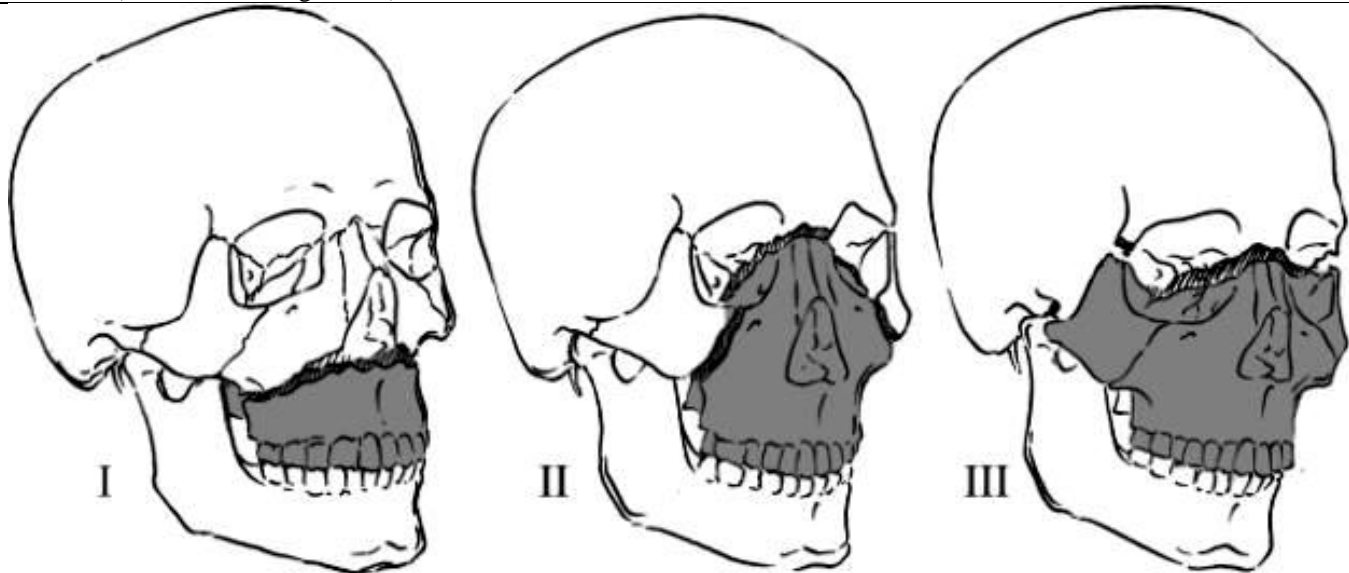
BLS - AEMT

- * Ensure completion of applicable EMT items above.
- * Consider IV NS 20 ml/kg (max 40 ml/kg or 2 L) titrated to maintain SBP according to age:
 - * Greater than 10 yr: Greater than 90 SBP.
 - * 1-10 yr: Greater than $70 + (2 \times \text{age})$ SBP.
 - * 1-12 mo: Greater than 70 SBP.
 - * 0-28 days: Greater than 60 SBP.

ALS - RN/Paramedic

- * Ensure completion of all applicable BLS items on the left.
- * Consider IO NS.
- * GCS less than 8 OR Cushing's Triad (abnormal breathing AND bradycardia AND hypertension): Consider **RSI**.
- * Adult:
 - * **Lidocaine** 1.5 mg/kg IV/IO prior to **Intubation**.
 - * Consider **Fentanyl** 50-100 mcg every 5-20 min (max 300 mcg) IV/IO/IN. Over 65 yr old: 0.5-2 mcg/kg.
 - * Nausea: Consider **Zofran** 4mg IV/IM/IN (max 8 mg).
- * Pediatric:
 - * **Lidocaine** 1 mg/kg IV/IO prior to **Intubation**.
 - * Age less than 3 yrs: **Atropine** 0.02 mg/kg (min 0.1 mg) IV.
 - * Consider **Fentanyl** 1-2 mcg/kg may repeat (max 150 mcg) IV/IO/IN. (Morphine is contraindicated for Head injury.)
 - * **Contact MEDICAL CONTROL.**

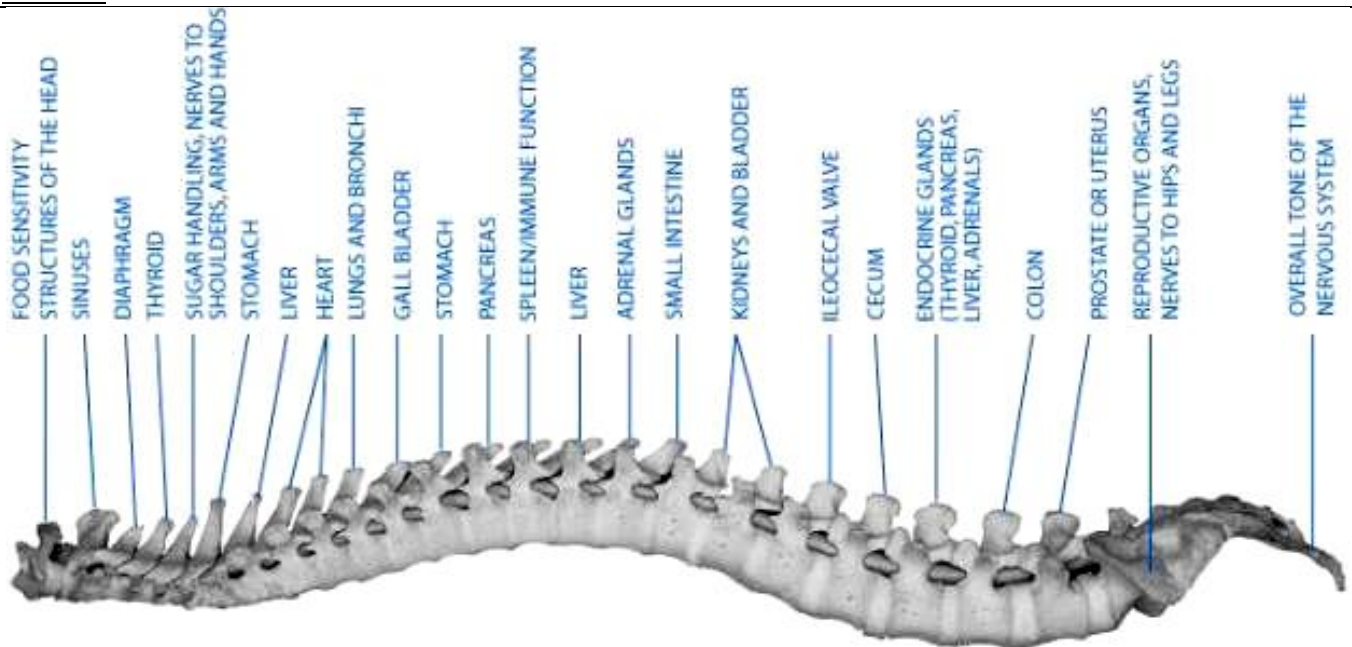
Citations: (Flower & Hellings, 2012)



Protocol 5-080 - Spinal Trauma

<p><u>BLS - EMR</u></p> <ul style="list-style-type: none"> * SMR. * Assist ventilations as needed. * Consider Oxygen 100%. * Control bleeding / bandage / splint / stabilize impaled objects as required. * Monitor pulseoximetry. * Consider: Apply cardiac monitor limb leads. * Obtain vital signs. 	<p><u>ALS - RN/Paramedic</u></p> <ul style="list-style-type: none"> * Ensure completion of all applicable BLS items on the left. * Consider IO LR. * Intubate as necessary. Consider RSI. * Pain: Refer to Protocol 6-050 - Control of Pain (page 75). * Nausea: Refer to Protocol 6-040 - Control of Nausea (page 74). * Pediatric: * Consider MEDICAL CONTROL.
<p><u>BLS - EMT</u></p> <ul style="list-style-type: none"> * Ensure completion of applicable EMR items above. 	
<p><u>BLS - AEMT</u></p> <ul style="list-style-type: none"> * Ensure completion of applicable EMT items above. * Consider IV LR titrated to SBP greater than 80. 	

Citations:



Protocol 5-085 - Superficial Penetrating Object Removal**BLS - EMR**

- * If the injury meets any of the following, the patient should be transported and removed by ER staff:
 - * Involvement of the nipple-line or above,
 - * Genital area involvement,
 - * Severe pain,
 - * Uncooperative patient,
 - * Bone, tendon, or cartilage involvement,
 - * Spinal or nerve involvement,
 - * Vascular involvement,
 - * Deeper penetration than subcutaneous,
 - * Grossly contaminated wound, OR
 - * Only one end of fish-hook through the skin.
- * Small, penetrating objects such as Taser probes and fish hooks may be removed on the scene if all the following apply:
 - * The object is embedded superficially or subcutaneously,
 - * Isolated injury, AND
 - * The object is embedded in non-sensitive area.

- * To remove Taser probe:
 - * Disconnect wires from weapon.
 - * Stabilize skin around object using non-dominant hand.
 - * Grasp probe by metal body using dominant hand.
 - * Remove probe in a single, quick motion.
 - * Wipe wound with antiseptic wipe and apply a dressing.
 - * Instruct patient to follow up with their primary physician or public health agency for tetanus vaccination and infection monitoring, if needed.

- * To remove Fish hook:
 - * Disconnect fishing line.
 - * If both ends of the fish hook are projecting from the skin: Cut either or both ends of the object to facilitate pulling it out without causing further injury.
 - * After removing, wipe wound with antiseptic wipe and apply a dressing.
 - * Instruct patient to follow up with their primary physician or public health agency for tetanus vaccination and infection monitoring, if needed.

BLS - EMT

- * Ensure completion of applicable EMR items above.

BLS - AEMT

- * Ensure completion of applicable EMT items above.

ALS - RN/Paramedic

- * Ensure completion of all applicable BLS items on the left.
- * Treat other injuries or illnesses according to applicable protocol.

Citations: (Cox Paramedics, 2014)

Protocol 5-090 - Trauma Arrest

<p><u>BLS - EMR</u></p> <ul style="list-style-type: none"> * Confirm pulselessness and apnea. * Attempt to determine down-time, and history. * SMR. * Begin CPR. <ul style="list-style-type: none"> * Push hard and fast at 100/min. * Minimize compression interruptions. * Rotate compressors every 2 minutes at rhythm check or as soon as practical. * Establish and maintain Airway and Ventilate 100% Oxygen. <ul style="list-style-type: none"> * Establish BLS Airway. * Compressions : Ventilations ratio = 30:2 unless intubated, then 8-10 breaths per min. * Avoid hyperventilation. * Control bleeding, bandage, splint as required. * Monitor pulseoximetry. * Apply cardiac monitor Combo Pads and limb leads. 	<p><u>ALS - RN/Paramedic</u></p> <ul style="list-style-type: none"> * Ensure completion of all applicable BLS items on the left. * Consider IO LR. * Consider Intubation. * Treat rhythm per protocol. * Bilateral Chest Decompression if Chest trauma etiology. <hr/> <p>* Adult: Field termination may be requested from MEDICAL CONTROL regardless of how long ACLS efforts have been underway.</p> <hr/> <p>* Pediatric: Contact MEDICAL CONTROL.</p> <ul style="list-style-type: none"> * Immediate transport.
<p><u>BLS - EMT</u></p> <ul style="list-style-type: none"> * Ensure completion of applicable EMR items above. * Assist ALS with Capnography. 	
<p><u>BLS - AEMT</u></p> <ul style="list-style-type: none"> * Ensure completion of applicable EMT items above. * IV LR wide open (x2 large bore). 	

Citations:

This page is left intentionally blank.

Part 6 - General Protocols

Section 6-010 - Acquisition of Medical Control

<p><u>BLS - EMR</u></p> <ul style="list-style-type: none"> * Medical control is the responsibility of the CMH/EMH RN or Paramedic. The only exception is to obtain a PRC by a BLS-only crew. 	<p><u>ALS - RN/Paramedic</u></p> <ul style="list-style-type: none"> * Ensure completion of all applicable BLS items on the left. * Medical control shall only be provided by a Physician. Medical control shall not accepted from nurses, nurse practitioners, Physician assistants, midwives, or any Physician extenders. * Medical control is preferred to be provided by receiving hospital. If contact cannot be made, CMH Emergency Room will be the default medical control for CMH ambulances and EMH Emergency Room will be the default medical control for EMH ambulances. * When transporting from another facility and treatment that deviates from protocol is suggested by transferring Physician, RN/Paramedic should contact receiving MEDICAL CONTROL in the ambulance to verify orders. * If medical control cannot be contacted, protocols should be utilized as standing orders including those designated as requiring medical control. Medical control should be contacted as soon as possible and attempts at contact shall be documented. * If an on-scene Physician gives orders, RN/Paramedic shall require credential evidence and the requesting Physician must accompany the patient in transport to the receiving facility. This process should not be considered if the Physician does not have the appropriate medical sub-specialties as determined by the RN/Paramedic.
<p><u>BLS - EMT</u></p> <ul style="list-style-type: none"> * Ensure completion of applicable EMR items above. 	
<p><u>BLS - AEMT</u></p> <ul style="list-style-type: none"> * Ensure completion of applicable EMT items above. 	

Appleton City	Ellett Memorial Hospital	660-476-2111
Bolivar	Citizens Memorial Healthcare	417-328-6301
Butler	Bates County Memorial Hospital	660-200-7000
Carthage	McCune Brooks Regional Hospital	417-358-8121
Clinton	Golden Valley Memorial Hospital	660-885-6690
Columbia	Boone County Hospital	573-815-8000
Columbia	University Hospital	573-882-8091
Columbia	Veterans Hospital	573-814-6000
El Dorado Springs	Cedar County Memorial Hospital	417-876-2511
Ft Leonard Wood	Ft Leonard Wood Hospital	573-596-0803
Joplin	Freeman West	417-347-1111
Kansas City	Veterans Hospital	800-525-1483
Lamar	Barton County Memorial Hospital	417-681-5100
Lebanon	Mercy	417-533-6350
Monett	Cox Monett Hospital	417-235-3144
Neosho	Freeman Neosho Hospital	417-451-1234
Nevada	Nevada Regional Medical Center	417-667-3355
Osage Beach	Lake Regional Health System	573-348-8000
Springfield	Cox North	417-269-3393
Springfield	Cox South	417-269-4983
Springfield	Mercy	417-820-2115
St Louis	Barnes Jewish Hospital	314-294-1403

Citations: (Citizens Memorial Hospital, 2013)

Section 6-020 - Air Ambulance

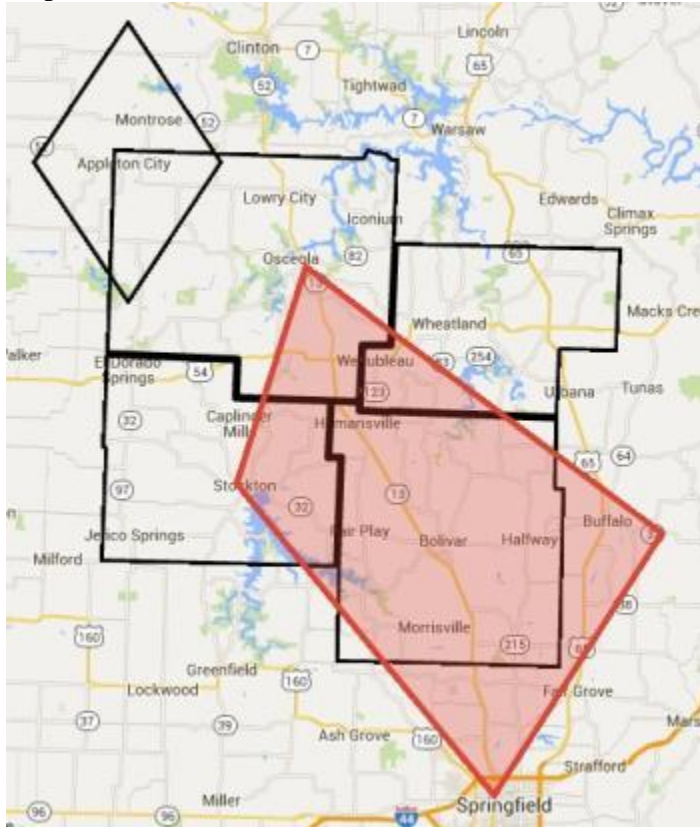
<p><u>BLS - EMD</u></p> <ul style="list-style-type: none">* <u>Request for air ambulance</u>: Contact Mercy LifeLine and advise location, destination, and patient demographics (if known).* <u>Request for aircraft standby or status</u>: Clarify with requestor if they are requesting a “lift.” There is no such thing as “standby.”	<p><u>ALS - RN/Paramedic</u></p> <ul style="list-style-type: none">* Ensure completion of all applicable BLS items on the left.* <u>Consider Air Ambulance if ONE or more of the following are true</u>:<ul style="list-style-type: none">* Uncontrollable cardiac dysrhythmias;* Airway control intervention;* <u>Consider Air Ambulance if TWO or more of the following are true (also includes BLS list at left)</u>:<ul style="list-style-type: none">* External Pacing in progress;* Medication administration requiring an infusion pump;
<p><u>BLS - EMR</u></p> <ul style="list-style-type: none">* <u>Consider Air Ambulance if ONE or more of the following are true</u>:<ul style="list-style-type: none">* Ground resources are exhausted.* Prolonged extrication time (greater than 20 min) is anticipated.* Road or bridge conditions which prevent ground transport.* Second or third degree burn greater than 20% BSA;* Acute MI or Chest Pain suggestive of MI;* Head or spinal trauma with neurological deficits.* <u>Consider Air Ambulance if TWO or more of the following are true (also includes ALS list at right)</u>:<ul style="list-style-type: none">* MVA with associated fatality(s); SBP less than 90 or greater than 200; Respirations less than 10 or greater than 30; Heart rate less than 60 or greater than 120; Hypo or Hyperthermia; Shortness of breath; Nausea; Diaphoresis; Overdose; Pulsating Abdominal mass; Seizure activity; less than 8 yrs or greater than 55 yrs old; CVA or GI bleed; Gross bleeding; Trauma during pregnancy; Positive loss of consciousness; Penetrating injury; Injuries to Head, neck, Chest, abdomen or extremities.* Request for Air Ambulance should be made as early as possible. Can be made while en route.* Do not ask dispatch for flight availability or to put aircraft on “standby.” Requesting a lift is the only option.* Request for Air Ambulance should be made through dispatch.* Once en route, the request can only be canceled by EMS or rescue personnel on scene.* Prepare a safe landing zone. Utilize local law enforcement and fire department.* Final decision to accept a mission is the responsibility of the pilot.* Patient requests for specific aircraft and destinations should be discussed with air crew.	
<p><u>BLS - EMT</u></p> <ul style="list-style-type: none">* Ensure completion of applicable EMR items above.	
<p><u>BLS - AEMT</u></p> <ul style="list-style-type: none">* Ensure completion of applicable EMT items above.	

Citations: (Citizens Memorial Hospital, 2013)

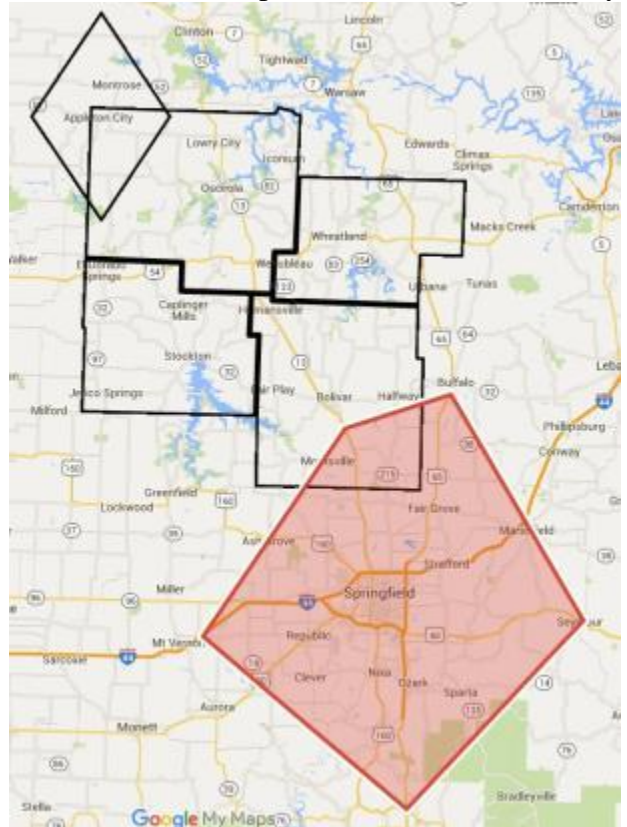
Section 6-021 - No Fly Zone

If you are within 35 minutes drive time from the destination, it is faster to drive by ground than request an aircraft.

Map of 35 minutes from CMH



Map of 35 minutes from Mercy



Protocol 6-025 - Cardiopulmonary Resuscitation (CPR)

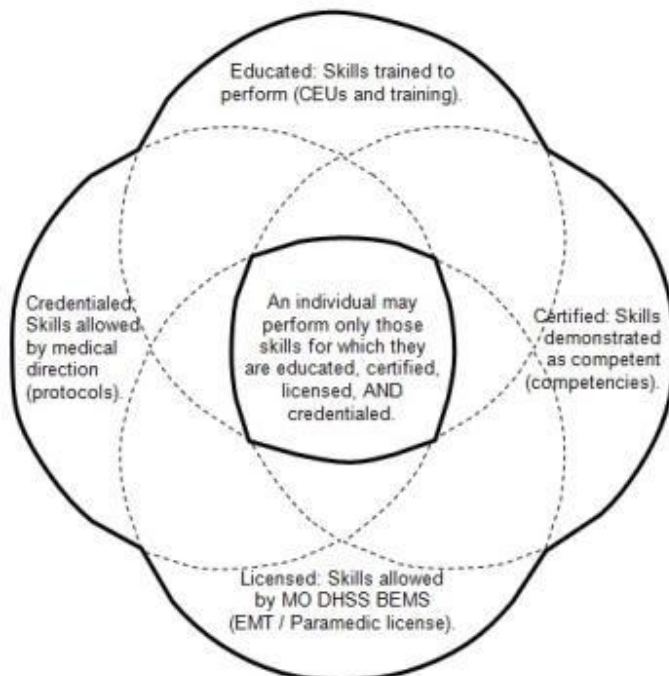
<p><u>BLS - EMD</u></p> <ul style="list-style-type: none">* MPDS Protocol 9 (Cardiac Arrest) - Cardiac arrest pathway: Continuous compressions instructions provided to callers until responder arrival is the treatment preference for adult arrest with suspected cardiac origin.	<p><u>ALS - RN/Paramedic</u></p> <ul style="list-style-type: none">* Ensure completion of all applicable BLS items on the left.* Every 2 minutes, Charge monitor in anticipation of shock able rhythm.<ul style="list-style-type: none">* Adult: 360 J (OR consider biphasic dose of 200 J).* PEDIATRIC: 4 J/kg* During pause in compressions, Defibrillate or Dump Charge.* Consider immediate Intubation without interruption of compressions to facilitate continuous compressions.* Consider IO.* Epinephrine 1:10,000 IV/IO every 3-5 min.<ul style="list-style-type: none">* Adult: 1 mg.* Pediatric: 0.01 mg/kg.* Consider Atropine 1 mg for Bradycardia every 3-5 min.* Consider Sodium Bicarbonate 1 mEq/kg for acidosis.* Consider Lidocaine 1 mg/kg for Ventricular Ectopy.<ul style="list-style-type: none">* OR Amiodarone 300 mg.* Consider Pacing.* Consider Dextrose for Hypoglycemia.* Perform Physical Exam.* Begin termination/transportation conversation.<ul style="list-style-type: none">* Consider full ACLS efforts for adult, non-trauma, non-poisoning arrest patients for 20 minutes prior to movement.* Refer to Section 6-140 - Termination of Resuscitation (page 94).
<p><u>BLS - EMR</u></p> <ul style="list-style-type: none">* Confirm pulselessness and apnea.* Consider AED or LifePak in AED mode. Refer to Protocol 2-030 - Automated External Defibrillation (AED) (page 17).* Perform Compressions.<ul style="list-style-type: none">* Consider Chest Compressor.* Minimize interruptions.* Use CPR metronome set at 110/min, if available or count out loud.* No advanced airway in place:<ul style="list-style-type: none">+ Compressions at 30:2 ratio at 110/min.<ul style="list-style-type: none">* Witness arrest with shock able rhythm: Perform continuous compressions at 110/min with passive Oxygen and basic airway adjunct for 3 cycles.+ Rotate compressors every 2 minutes.* Advanced airway in place:<ul style="list-style-type: none">+ Continuous Compressions at 110/min.+ Rotate compressors every 200 compressions.* Attach monitor Combo Pads and limb leads.* Attach pulseox.* Attempt to determine down-time, history, and DNR status.* Insert OPA or NPA.	
<p><u>BLS - EMT</u></p> <ul style="list-style-type: none">* Ensure completion of applicable EMR items above.* Prepare IV/IO and any requested medications from ALS.* Consider KING or LMA AIRWAY.* Attach Capnography.* Check Glucose.* Prepare for termination or transport.	
<p><u>BLS - AEMT</u></p> <ul style="list-style-type: none">* Ensure completion of applicable EMT items above.* Start IV with Fluid Bolus.* Consider Narcan for Overdose.	

Citations: (Taney County Ambulance District, 2014), (Wake County EMS System, 2010)

Section 6-030 - Competencies and Education

<p><u>BLS - EMR</u></p> <ul style="list-style-type: none"> * Each year, a list of competency requirements will be compiled from input from Quality program, medical control, staff, and first responder agencies. * Competencies will routinely be comprised of five different topics offered every other even month (excluding December). Additional classroom and/or skill Competencies may be required based on community and professional development needs. * Competency schedule will be posted and announced at least 30 days ahead. <ul style="list-style-type: none"> * First responder agencies may deliver the competency locally with the approval of CMH EMS. * Annually, each <u>EMR shall successfully complete at least one BLS competency with at least a 90% pass rate.</u> 	<p><u>ALS - RN/Paramedic</u></p> <ul style="list-style-type: none"> * Ensure completion of all applicable BLS items on the left. * Annually, each <u>RN and Paramedic shall:</u> <ul style="list-style-type: none"> * <u>Successfully complete all BLS and ALS Competencies with at least a 90% pass rate.</u> * <u>Successfully complete at least one RSI Simulation Scenario.</u> * A volunteer RN or Paramedic working in BLS-only capacity for a first response agency, shall meet the requirements for volunteer EMT.
<p><u>BLS - EMT</u></p> <ul style="list-style-type: none"> * Ensure completion of applicable EMR items above. * Annually, each <u>volunteer EMT shall successfully complete at least two BLS Competencies with at least a 90% pass rate.</u> * Annually, each <u>paid (career fire department, CMH, or EMH) employee shall:</u> <ul style="list-style-type: none"> * <u>Successfully complete all BLS Competencies with at least 90% pass rate.</u> * <u>Successfully complete at least one RSI Simulation Scenario with a high-fidelity manikin.</u> 	
<p><u>BLS - AEMT</u></p> <ul style="list-style-type: none"> * Ensure completion of applicable EMT items above. 	

Citations: (Citizens Memorial Hospital, 2013), (National Highway Traffic Safety Administration, 2007)



Protocol 6-040 - Control of Nausea


<p><u>BLS - EMR</u></p> <ul style="list-style-type: none"> * Identify possible causes. * Consider Oxygen if SpO₂ less than 88%. * Monitor pulseoximetry. * Apply cardiac monitor limb leads. * Obtain vital signs. 	<p><u>ALS - RN/Paramedic</u></p> <ul style="list-style-type: none"> * Ensure completion of all applicable BLS items on the left. * Consider IO NS or LR. * Note: Antiemetic medications are not to be used as a prophylactic to prevent possible nausea.
<p><u>BLS - EMT</u></p> <ul style="list-style-type: none"> * Ensure completion of applicable EMR items above. 	<p>* <u>Adult (greater than 27 kg):</u></p> <ul style="list-style-type: none"> * Consider Zofran 4 mg IV/IO/IM/IN (max 8 mg). + OR Phenergan 12.5-25 mg IM or IV/IO infused in NS over 15-30 min.
<p><u>BLS - AEMT</u></p> <ul style="list-style-type: none"> * Ensure completion of applicable EMT items above. * IV NS or LR. 	<p>* <u>Pediatric (greater than 27 kg):</u> Use adult dosage.</p> <p>* <u>Pediatric (greater than 2 yr & less than 27 kg):</u></p> <ul style="list-style-type: none"> * Consider Zofran 0.1-0.2 mg/kg IV/IO/IM/IN (max 8 mg). + OR Phenergan 0.25-0.5 mg/kg IM or IV/IO infused in NS over 15-30 min. <p>* <u>Pediatric (less than 2 yr):</u> Zofran and Phenergan contraindicated.</p>

Citations: (Taney County Ambulance District, 2014)

Protocol 6-050 - Control of Pain

<p><u>BLS - EMR</u></p> <ul style="list-style-type: none"> * Identify possible causes. * Consider Oxygen if SpO₂ less than 88%. * Monitor pulseoximetry. * Apply cardiac monitor limb leads. * Obtain vital signs. 	<p><u>ALS - RN/Paramedic</u></p> <ul style="list-style-type: none"> * Ensure completion of all applicable BLS items on the left. * Consider IO NS or LR. * <u>Acute (non traumatic) or chronic (acute exacerbation) with autonomic signs and symptoms:</u> <ul style="list-style-type: none"> * <u>Adult:</u> <ul style="list-style-type: none"> + Consider Fentanyl 50-100 mcg may repeat every 5 min (max 300 mcg) IV/IO/IM/IN. <u>Over 65 yr old:</u> 25-50 mcg (max 150 mcg). * OR Morphine 2-5 mg (max 10 mg) IV/IO/IM. Maintain SBP greater than 100. <ul style="list-style-type: none"> * Consider Benadryl 25-50 mg IV/IO to potentiate Morphine and reduce hypotension. * OR Toradol 30 mg IV/IO or 60 mg IM. Over 65 yr: 15 mg IV/IO or 30 mg IM. * OR Dilaudid 0.5-1 mg IV/IO/IM may repeat 0.5 mg every 15 min (max 2 mg). <ul style="list-style-type: none"> * <u>Over 65 yr old:</u> Max 0.5 mg. * <u>Pediatric:</u> <ul style="list-style-type: none"> + Consider Fentanyl 1-2 mcg/kg may repeat every 5 min (max 150 mcg) IV/IO/IN. * OR Morphine 0.1-0.2 mg/kg IV/IO/IM. <ul style="list-style-type: none"> * Consider Benadryl 1 mg/kg (max 50 mg) to potentiate Morphine and reduce hypotension. + Anxiety: Contact MEDICAL CONTROL for: <ul style="list-style-type: none"> * Consider: Versed IV/IO/IN. <ul style="list-style-type: none"> * <u>Over 12 yrs:</u> Same as adult. * <u>Between 6 yrs and 12 yrs:</u> 0.05 mg/kg. * <u>Under 6 yrs:</u> 0.05-0.1 mg/kg. * Consider: Ativan 0.05 mg/kg (max 2 mg) IV/IO. * <u>Severe pain:</u> Consider Ketamine (analgesic dose) 0.1-0.2 mg/kg IV/IO or 0.8-1 mg/kg IM. Half dose if age greater than 65 yr. * <u>Painful procedure of short duration (i.e. extrication):</u> Contact MEDICAL CONTROL for Consider Ketamine (dissociative dose) 1-2 mg/kg IV/IO OR 4-5 mg/kg IM. Half dose if age greater than 65 yr. * <u>Chronic without autonomic signs and symptoms:</u> Transport in position of comfort. * Any patient receiving Narcotics must be transported.
<p><u>BLS - EMT</u></p> <ul style="list-style-type: none"> * Ensure completion of applicable EMR items above. 	
<p><u>BLS - AEMT</u></p> <ul style="list-style-type: none"> * Ensure completion of applicable EMT items above. * IV NS or LR. 	

Citations: (Boland, Satterlee, & Jansen, 2014), (Cox Paramedics, 2014), (Finn, et al., 2004), (Taney County Ambulance District, 2014)



Protocol 6-055 - Decontamination

BLS - EMR

- * Coordinate with fire department, hazmat, and emergency management to **establish hot, warm, and cold zones.**
- * **Identify the substance** with two sources, if possible.
- * Notify receiving facilities as soon as possible with number of patients and possible contamination agent.
- * Ensure proper **PPE.**
- * Research proper Decontamination procedure according to the substance.
- * All persons leaving the hot zone must be gross decontaminated:
 - * **Remove outer clothing** and jewelry.
 - * If contaminated with liquids, high volume **water rinsing.**
 - * **Irrigate** eyes and face.
- * **Triage** according to Protocol 6-130 - Triage (page 93).
- * Create transport plan.
- * All persons leaving the warm zone must be technically decontaminated:
 - * **Remove ALL clothing** and jewelry.
 - * Gentle **washing** with soap and water.

BLS - EMT

- * Ensure completion of applicable EMR items above.

BLS - AEMT

- * Ensure completion of applicable EMT items above.

ALS - RN/Paramedic

- * Ensure completion of all applicable BLS items on the left.
- * Identifying and researching the contamination is critical in effective Decontamination, responder safety, and patient treatment.
- * Do not perform most ALS procedures until technical Decontamination has been performed due to causing additional breaks in the skin.

Citations: (Wake County EMS System, 2010)

Section 6-060 - Do Not Resuscitate (DNR)

<p><u>BLS - EMR</u></p> <ul style="list-style-type: none"> * The documented wishes of patients not wanting to be resuscitated shall be honored. * Original Documentation must be with patient or presented to EMS crew at time of arrival on the scene. * DNR Documentation must contain: <ul style="list-style-type: none"> * Patient signature. * Patient's Physician signature. * Dated within the last 365 days. * If any doubt exists regarding the validity of the Documentation, immediate resuscitation should be initiated. 	<p><u>ALS - RN/Paramedic</u></p> <ul style="list-style-type: none"> * Ensure completion of all applicable BLS items on the left. * All therapeutic care and vigorous support (IVs, medications, etc.) shall be given until the point of cardiac respiratory Arrest. * If a valid DNR form is present, it may be honored without contacting medical control. If a valid DNR is presented after resuscitation has been initiated, it can also be honored without contacting medical control and resuscitation may be terminated. * DNR form shall remain with the patient. * Document DNR form number and signing Physician's name on ePCR. * <u>Peri-arrest TPOPP patient requiring comfort measures</u>: Use these guidelines for comfort interventions during transport or when providing interim comfort care on site. If additional comfort measure orders are specified on the form, contact Medical Control. Medications contained within the patient's comfort kit may be used as indicated below. Lights and sirens are not necessary for comfort transport. Do not give Narcan to comfort measures patients. If pt dies during transport, continue on to destination. <ul style="list-style-type: none"> * <u>Pain management</u>: <ul style="list-style-type: none"> ✦ Consider Morphine 1-5 mg IV every 10 minutes PRN. ✦ Consider Fentanyl 25-50 mcg IV/IN every 10 minutes PRN. * <u>Work of breathing</u>: Tachypnea, accessory muscle use, or hypoxia with agitation (Low SpO₂ alone does not indicate work of breathing). <ul style="list-style-type: none"> ✦ Consider Oxygen NC max 10 LPM. ✦ Alert patient with history of CPAP use: Consider CPAP. Do not BVM. * <u>Nausea</u>: <ul style="list-style-type: none"> ✦ Consider Zofran 4-8 mg PO/IV. ✦ Consider Ativan 0.5-2 mg PO. * <u>Anxiety</u>: <ul style="list-style-type: none"> ✦ Consider Ativan 0.5-2 mg PO. ✦ Consider Versed 1-3 mg IV/IN every 10 minutes PRN. * <u>Agitated delirium / hallucinations</u>: <ul style="list-style-type: none"> ✦ Consider Haldol 2-5 mg PO. ✦ Consider Ativan 0.5-2 mg PO. ✦ Consider trial of Versed is increasing doses (max 3 mg). Watch for worsening of agitation. * <u>Fever</u>: <ul style="list-style-type: none"> ✦ Consider Acetaminophen PO/suppository. ✦ Cool cloth to forehead, neck, and/or underarms.
<p><u>BLS - EMT</u></p> <ul style="list-style-type: none"> * Ensure completion of applicable EMR items above. 	
<p><u>BLS - AEMT</u></p> <ul style="list-style-type: none"> * Ensure completion of applicable EMT items above. 	
<p>Citations:</p>	

Section 6-070 - Documentation

BLS - EMR

- * An ePCR must be completed for **every EMS response** by the lead first responder or incident commander.
- * The ePCR shall be completed within 24 hours if volunteer responder (by end of shift if career employee).
 - * All ePCRs shall be available to the Medical Director (or designee) within 24 hours of completion if requested.
- * **No Care Needed (NCN)**: After scene assessment, there may be no patients (i.e. false alarms). An ePCR shall be completed including: situation description, number of individuals, and medical screening.
 - * If the patient exhibits any mechanism of injury, Pain behaviors, indications of altered mental status, or the patient is the 9-1-1 caller or at any time requested medical care or an ambulance: Treatment and transport or PRC must be completed.
- * **Patient Refusal of Care (PRC)**: If the patient refuses care and/or transport, patient should be informed of potential risks, and need for transport and comprehensive Physician evaluation.
 - * In the absence of an ALS assessment, BLS-only crew must contact **MEDICAL CONTROL** or on-duty EMS supervisor prior to obtaining PRC.
 - * If any ALS intervention has been performed, **MEDICAL CONTROL** must be contacted prior to PRC.
 - * Obtain **signature of patient**. If patient refuses to sign, document this fact.
 - * Obtain **signature of witness**. Preferably law enforcement official or family member.

ALS - RN/Paramedic

- * Ensure completion of all applicable BLS items on the left.
- * If patient care would have met ALS criteria, PRC must be completed by the RN or Paramedic.

BLS - EMT

- * Ensure completion of applicable EMR items above.
- * **CMH or EMH ambulance crew**:
 - * An ePCR must be completed for **every EMS response** (regardless of patient contact or transport status).
 - * All PCRs shall be **completed, faxed, and exported** prior to end of shift unless approved by supervisor.

BLS - AEMT

- * Ensure completion of applicable EMT items above.

Citations: (Citizens Memorial Hospital, 2013)

Protocol 6-080 - Event Standby

<p><u>BLS - EMR</u></p> <ul style="list-style-type: none"> * Treat illnesses and injuries per appropriate protocol. 	<p><u>ALS - RN/Paramedic</u></p> <ul style="list-style-type: none"> * Ensure completion of all applicable BLS items on the left. * When requested and approved by supervisor, CMH/EMH may provide an ALS ambulance for dedicated or non-dedicated event standby. * Treat illnesses and injuries per appropriate protocol.
<p><u>BLS - EMT</u></p> <ul style="list-style-type: none"> * Ensure completion of applicable EMR items above. * Park the emergency vehicle in a manner to allow view of the scene from a distance but always have the ability to leave the scene in an expedient manner. * <u>Dedicated standby:</u> <ul style="list-style-type: none"> * Make contact with athletic trainers upon arrival (if they are present). * Place first in bag, Oxygen, monitor, and SMR supplies on cot and have it ready in the truck. * If medical care is needed for a player, event staff should wave EMS onto the field/track if you are needed. * <u>Football player or other event with significant padding and helmet:</u> <ul style="list-style-type: none"> ✦ Assist athletic trainers in removing athletic equipment prior to transport. <ul style="list-style-type: none"> ✗ If unable or not recommended by athletic trainer, secure player to backboard with helmet and pads remaining in place. ✗ Apply c-collar and backboard if spinal injury is suspected. ✗ Use 8-person lift or scoop stretcher to move patient from the ground to the backboard. Avoid use of log-roll procedure unless posterior inspection is required. ✦ Utilize athletic trainer staff and equipment for Extremity splinting. * Preferred to request second unit to transport and standby unit remain at event. <ul style="list-style-type: none"> ✦ Consider requesting a second unit to cover standby if critical patient. ✦ Athletic training staff may ride with patient in back if requested. ✦ Air ambulance landing zone should not be on the playing field. * A standby ePCR report shall be completed for all dedicated standbys. Be specific about which standby it is and which location. 	
<p><u>BLS - AEMT</u></p> <ul style="list-style-type: none"> * Ensure completion of applicable EMT items above. 	

Citations: (Citizens Memorial Hospital, 2012), (National Athletic Trainers Association, 2015)

Protocol 6-085 - High-Threat Response

BLS - EMD

- * **Tier One incident (threat of MCI):** Dispatch primary agency and notify secondary agency supervisors.
- * **Tier Two incident (Incident with less than six casualties):** Dispatch on-duty agency resources and notify supervisors.
- * **Tier Three incident (MCI with six or more casualties):** Dispatch on-duty agency resources, notify supervisors, and follow mutual aid protocols.

BLS - EMR

- * EMS does not have an obligation to put themselves in danger. It is the discretion of the crew to enter an unsafe scene in coordination with unified command. Available information, resources, situational awareness, and a risk-vs-benefit analysis should determine actions.
- * **PREPARATION:**
 - * Assemble Rescue Task Force (RTF). Minimum of one (1) Threat Elimination Specialists (TES) assigned to EMS, but four is preferable.
 - * Gather the bare minimum equipment to perform lifesaving medical interventions and personal protective equipment.
 - * RTF shall conduct radio communications on **VTAC12**.
- * **DIRECT THREAT CARE** (Hot zone - Immediate threat may exist):
 - * Instruct responsive TES to continue advancing toward eliminating the active threat and to provide self-aid.
 - * Instruct ambulatory casualties to move to cover and provide self-aid.
 - * Consider moving unresponsive to cover and position to maintain airway.
 - * Control massive hemorrhage with **Tourniquet**.
- * **INDIRECT THREAT CARE** (Warm zone - Secondary threats may exist):
 - * All weapons on the casualty should be rendered safe and secure.
 - * Consider casualty collection points.
 - * **Hasty Triage:** Uninjured or ambulatory, deceased or expectant.
 - * Conduct abbreviated patient assessment and perform interventions to stabilize patient for extrication. Do not delay extraction for non-life-threatening interventions. **MARCHE:**
 - ✦ Major hemorrhage control: Consider **Tourniquet** and/or **Hemostatic Agent**.
 - ✦ Airway management: Positioning, **NPA**.
 - ✦ Respirations: Consider vented **Occlusive Dressing**.
 - ✦ Head / Hypothermia: Treat life-threatening head injuries and maintain warmth.
 - ✦ Everything else: Conduct secondary survey. Prepare for extraction.
- * **EVACUATION:**
 - * Reassess all patients and refer to Protocol 6-130 - Triage (page 93).

BLS - EMT

- * Ensure completion of applicable EMR items above.

BLS - AEMT

- * Ensure completion of applicable EMT items above.
- * Consider IV **LR** fluid bolus.

ALS - RN/Paramedic

- * Ensure completion of all applicable BLS items on the left.
- * **MARCHE:**
 - ✦ Major hemorrhage control.
 - ✦ Airway management: Consider **Intubation**.
 - ✦ Respirations: Consider **Needle Decompression**.
 - ✦ Circulation:
 - ✦ Consider IO **LR**.
 - ✦ Consider **TXA** 1 g in 100 ml NS over 10 min if major injury AND signs of shock.
 - ✦ Everything else: If it will not delay extraction. Refer to Protocol 6-050 - Control of Pain (page 75).

Citations: (Committee for Tactical Emergency Casualty Care, 2014), (Joint Committee to Create a National Policy to Enhance Survivability from Mass-Casualty Shooting Events, 2013), (Liccardi & Becker, 2016), (The InterAgency Board, 2015)

“This protocol has been written based on guidelines and principles established by the Committee of Tactical Emergency Casualty Care.”



Protocol 6-090 - IDLH Standby

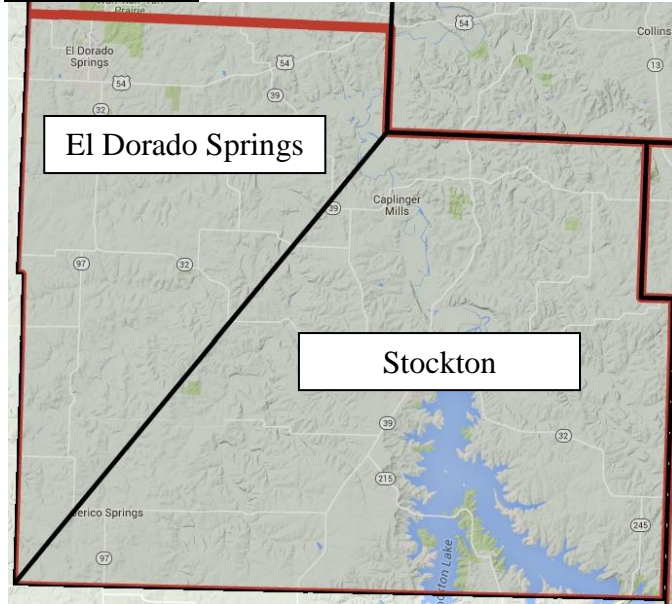
<p><u>BLS - EMR</u></p> <ul style="list-style-type: none">* Treat illnesses and injuries per appropriate protocol.* Refer to Protocol 6-055 - Decontamination (page 76) as appropriate prior to contaminating personnel, equipment, and ambulance.	<p><u>ALS - RN/Paramedic</u></p> <ul style="list-style-type: none">* Ensure completion of all applicable BLS items on the left.* Treat illnesses and injuries according to appropriate protocol.
<p><u>BLS - EMT</u></p> <ul style="list-style-type: none">* Ensure completion of applicable EMR items above.* Non-dedicated ambulance may be requested by any public safety agency engaged in operations deemed Immediately Dangerous to Life and Health (IDLH). Examples include, but are not limited to: Structure fires, hazardous materials, clandestine drug labs, etc.<ul style="list-style-type: none">* If Incident Commander requests ambulance to be dedicated and remain on the scene, contact the duty officer or supervisor on call.* Once on scene, check in with the Staging Officer or Incident Commander.<ul style="list-style-type: none">* Park the ambulance in a manner to allow view of the scene from a distance but always have the ability to leave the scene in an expedient manner.* Rehab of responders, baseline vitals, hydration, etc. shall preferably be conducted by fire department and/or emergency management personnel.<ul style="list-style-type: none">* Ambulance crew duties are to care for civilians, bystanders, and/or responders that require treatment and/or transport for an injury or illness.* Due to possible contamination, firefighters shall not be placed in an ambulance for cooling/warming unless they require treatment and/or transport for injuries or illnesses.* Assist with rehab duties as assigned within fire department policies which may include:<ul style="list-style-type: none">+ Encourage removal of PPE, rest, passive cooling, and oral hydration.+ Prior to returning to activity, obtain and record vitals. If vitals are outside the limits below, suggest further rest:<ul style="list-style-type: none">✗ SBP greater than 200.✗ Pulse greater than 110.✗ Respirations greater than 40.✗ Temperature greater than 101.✗ PulseOx less than 90%.	
<p><u>BLS - AEMT</u></p> <ul style="list-style-type: none">* Ensure completion of applicable EMT items above.	

Citations: (Wake County EMS System, 2010)

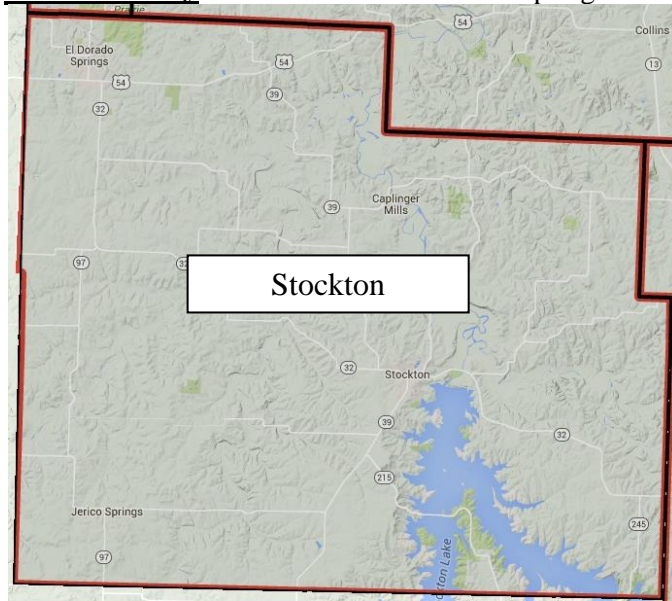
Section 6-095 - Mutual Aid Maps

When requesting resources, utilize the following maps to determine the closest, most appropriate ambulance. These are simplified boundaries based on response time calculations by Theron Becker in February 2016. KML files are available upon request for integration into GIS and CAD.

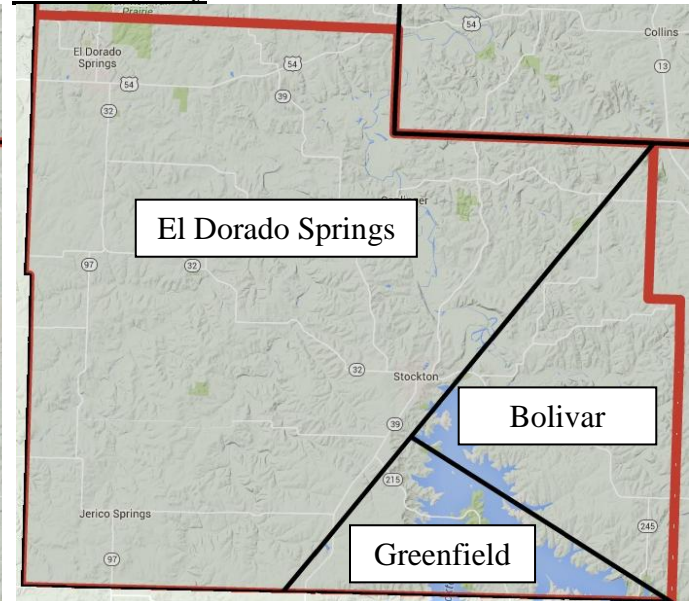
Cedar County - All ambulances available:



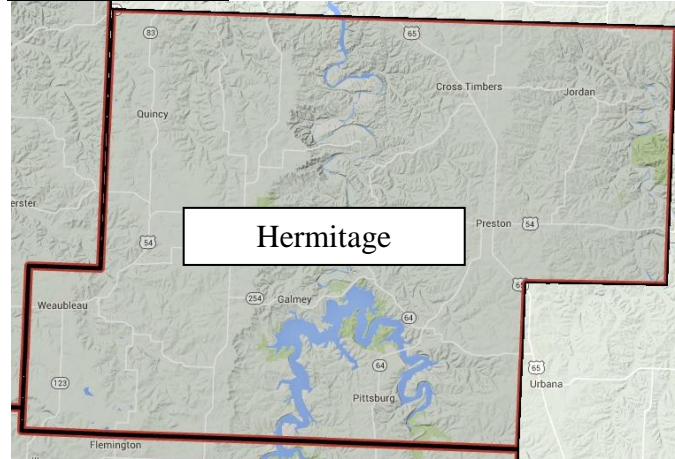
Cedar County - Mutual aid to El Dorado Springs:



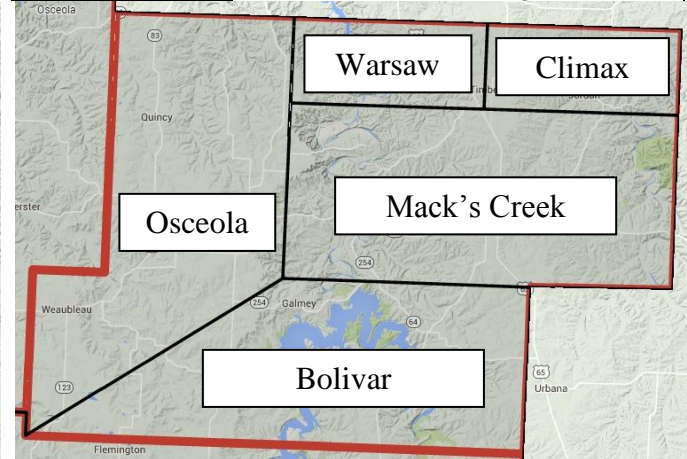
Cedar County - Mutual aid to Stockton:



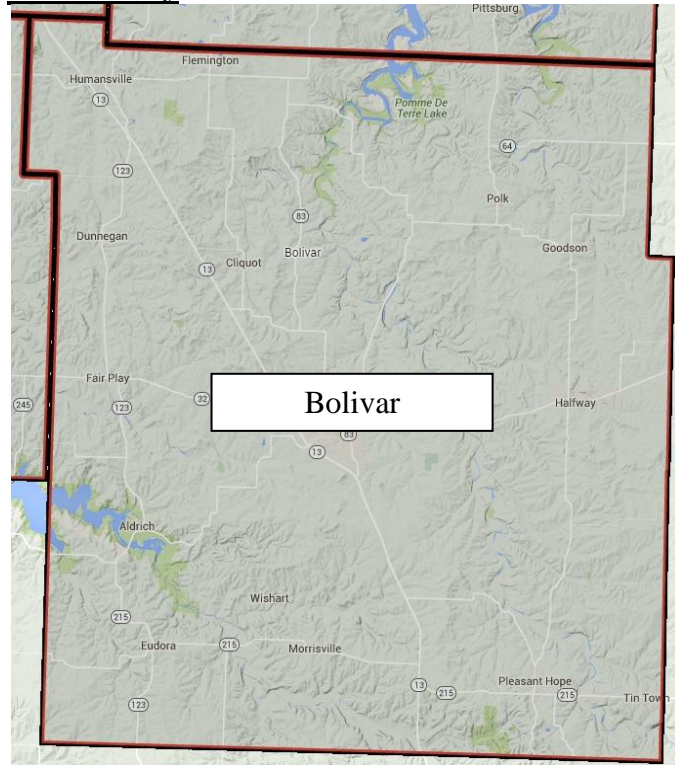
Hickory County - All ambulances available:



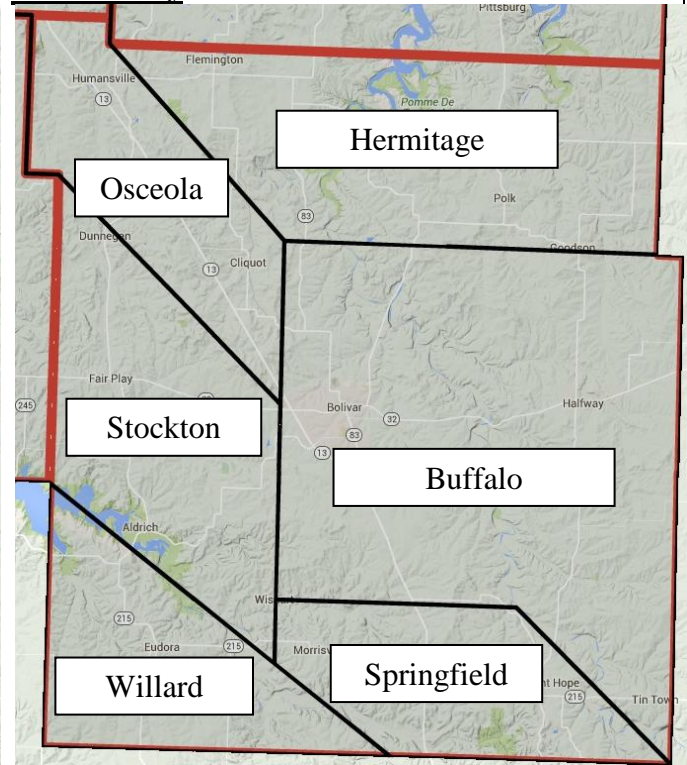
Hickory County - Mutual aid to Hermitage:



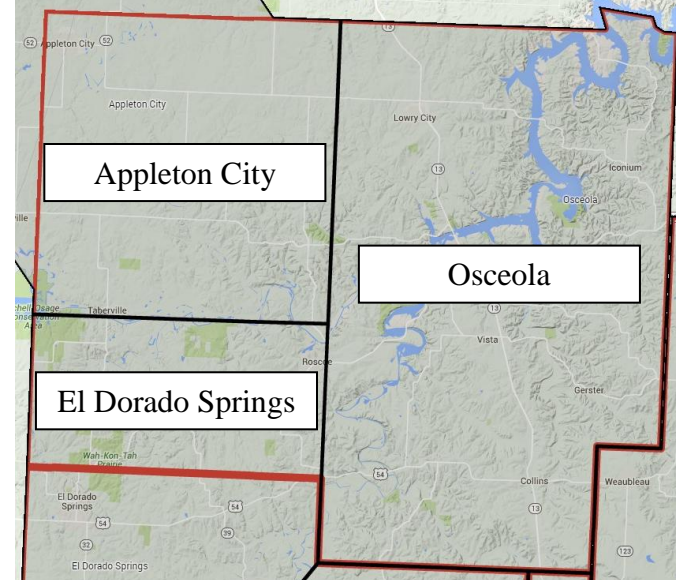
Polk County - All ambulances available:



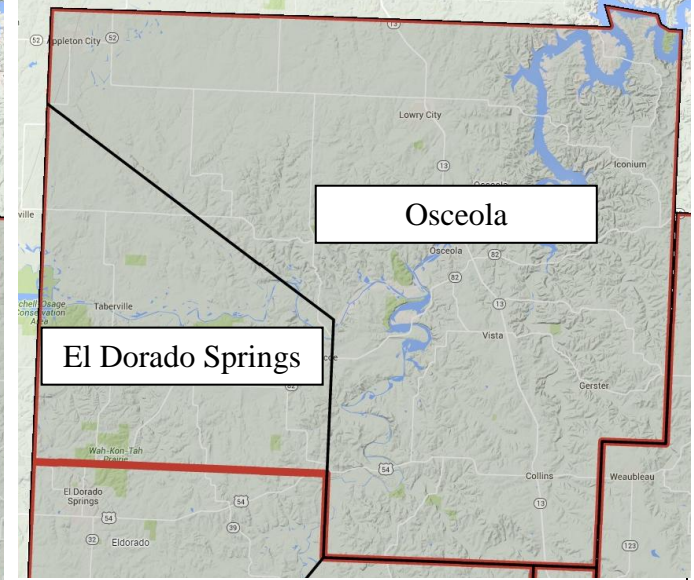
Polk County - Mutual aid to Bolivar:



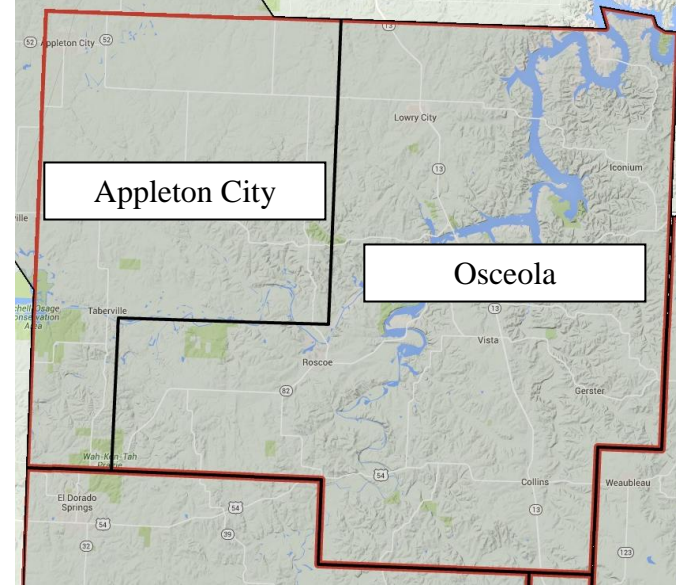
St Clair County - All ambulances available:



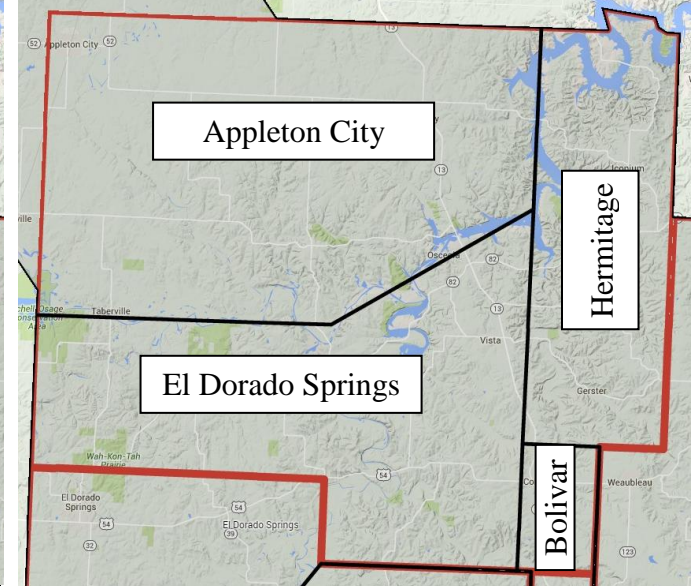
St Clair County - Mutual aid to Appleton City:



St Clair County - Mutual Aid to El Dorado Springs:



St Clair County - Mutual aid to Osceola:



Section 6-100 - Off-Duty Protocols

<p><u>BLS - EMR</u></p> <ul style="list-style-type: none">* These protocols do not apply to EMR personnel while off-duty.	<p><u>ALS - RN/Paramedic</u></p> <ul style="list-style-type: none">* Ensure completion of all applicable BLS items on the left.* While Off-Duty, current CMH or EMH Pre-Hospital or Emergency Department RNs and Paramedics may assist in providing Advanced Life Support according to these protocols if the following conditions are met:<ul style="list-style-type: none">* A CMH or EMH ambulance must be the transporting unit and an on-duty CMH or EMH RN or Paramedic must provide primary patient care.
<p><u>BLS - EMT</u></p> <ul style="list-style-type: none">* While off duty: EMTs, RNs, and Paramedics currently employed with an agency that has adopted these protocols may provide Basic Life Support according to these protocols.* Ensure 9-1-1 is contacted and an ambulance is responding as appropriate.* Coordinate with responding emergency services.	
<p><u>BLS - AEMT</u></p> <ul style="list-style-type: none">* Ensure completion of applicable EMT items above.	

Citations:

Section 6-105 - Quality Improvement

<p><u>BLS - EMD</u></p> <ul style="list-style-type: none"> * Each month, a Quality meeting will be scheduled and held at CMH. Dispatchers, first responders, and ambulance crew involved in the call will be invited to attend. <ul style="list-style-type: none"> * Demographic and statistical data from the previous months will be presented by all represented agencies. <ul style="list-style-type: none"> ✦ This data may include, but not limited to: <ul style="list-style-type: none"> ✦ Requests for service, ✦ Dispatch times, ✦ Turnout times, ✦ Response times, ✦ Specific protocol compliance, and ✦ Specific Documentation requirements. * Additionally, any response agency or dispatch agency may request a detailed review of one or more specific calls. * Ongoing in-house Quality improvement must include at least a 10% review rate of Documentation by management staff to ensure protocol compliance and appropriate patient care. * Annually, each <u>dispatch agency must participate in four Quality meetings</u> (preferably one every quarter). 	<p><u>ALS - RN/Paramedic</u></p> <ul style="list-style-type: none"> * Ensure completion of all applicable BLS items on the left. * Annually, <u>each ALS agency must participate each month</u> in the Quality meeting.
<p><u>BLS - EMR</u></p> <ul style="list-style-type: none"> * Ensure completion of applicable EMD items above. <ul style="list-style-type: none"> * Each RSI, intubation, supraglottic airway insertion, or administration of RSI drugs (Ketamine, Etomidate, Rocuronium, Vecuronium, or Succinylcholine) will be brought to quality meeting for review. * Annually, each <u>volunteer BLS agency must participate in two Quality meetings</u> (preferably one every six months). 	
<p><u>BLS - EMT</u></p> <ul style="list-style-type: none"> * Ensure completion of applicable EMR items above. * Annually, each <u>career BLS agency must participate in four Quality meetings</u> (preferably one every quarter). 	
<p><u>BLS - AEMT</u></p> <ul style="list-style-type: none"> * Ensure completion of applicable EMT items above. 	

Citations:

Protocol 6-110 - Rapid Sequence Intubation (RSI)**BLS - EMR**

- * Maintain Airway and Ventilate with 100% **Oxygen** for 5 min, if possible.
 - * Attempt to maintain SpO₂ above 90% at all times.
 - * Consider nasal cannula at 15 LPM after sedation.
 - * Avoid BVM prior to intubation if SpO₂ above 90%.
- * Monitor pulseoximetry.
- * Attach cardiac monitor.

BLS - EMT

- * Ensure completion of applicable EMR items above.
- * Request **second ALS unit** or **supervisor**, if possible.
- * Assist ALS with **Capnography**.
- * RSI contraindications:
 - * Unable to Ventilate with BVM.
 - * Facial or neck trauma.
 - * Possibility of failure of backup Airways.
 - * Cricothyrotomy would be difficult or impossible.
 - * Acute epiglottitis.
 - * Upper Airway obstruction.
- * Press "**PRINT**" on the monitor after **Intubation** and at transfer to ER/LZ to record **Capnography** waveform.
- * Maintain warmth for paralyzed patient.

BLS - AEMT

- * Ensure completion of applicable EMT items above.
- * IV NS or LR. Consider 250 ml bolus.

Citations:

ALS - RN/Paramedic

- * Ensure completion of all applicable BLS items on the left.
- * RSI is indicated for all patients with a pulse needing intubation.
- * **Call Medical Control for permission to RSI.**
- * Consider IO NS or LR 250 ml bolus.
- * Assign duties.

*** Premedicate:**

- * **Head injury: Lidocaine** 1.5 mg/kg IV/IO (2-3 min before intubation).
- * **Adult:**
 - + **Bradycardic: Atropine** 0.5 mg IV/IO.
 - + **Seizing:** Refer to Protocol 4-170 - Seizures (page 56).
 - + **Pain or tachycardic:** Consider **Fentanyl** 3 mcg/kg IV/IO/IN (max 300 mcg).
- * **Pediatric:**
 - + Consider **Atropine** 0.02 mg/kg IV/IO (min 0.1 mg) (max 0.5 mg).
 - + **Seizing:** Refer to Protocol 4-170 - Seizures (page 56).
 - + Consider **Fentanyl** 1-2 mcg/kg IV/IO/IN (max 150 mcg).

*** Sedate:**

- * **Ketamine** 1 mg/kg IV/IO (60 sec onset, 10 min duration).
- + OR Consider **Etomidate** 0.3 mg/kg IV/IO (contraindicated in sepsis).

*** Paralyze:** Consider delayed paralysis to allow preoxygenation.

- * **Rocuronium** 0.6 mg/kg IV/IO (1 min onset, 30 min duration).
- + OR **Rocuronium** 0.1 mg/kg IV/IO (2 min onset, 10 min duration).
- + OR **Vecuronium** 0.1 mg/kg IV/IO.
- + OR **Succinylcholine** IV/IO (refer to contraindications in Section 7-550 - Succinylcholine (Anectine) on page 156).
- ✖ **Adult:** 1.5 mg/kg (45 sec onset, 2 min duration).
- ✖ **Pediatric:** 2 mg/kg (45 sec onset, 2 min duration).

*** INTUBATE.** Elevate head of cot. Confirm with **Capnography**. Maximum of three attempts, then BLS failed airway should be used.

- * Consider **Suction, Bougie, Gastric Tube, King, and/or LMA**.

*** Continued sedation:**

- * **Adult: Versed** 2.5-5 mg IV/IO every 5 min as needed maintaining SBP greater than 100.
- + OR **Ketamine** 1 mg/kg IV/IO.
- + OR **Ativan** 2 mg IV/IO. (6 mg if seizing).
- + Consider **Fentanyl** 50-100 mcg IV/IO/IN (max 300 mcg).
- * **Pediatric: Versed** IV/IO/IN.
 - ✖ **Over 12 yrs:** Same as adult.
 - ✖ **Between 6 yrs and 12 yrs:** 0.05 mg/kg.
 - ✖ **Under 6 yrs:** 0.05-0.1 mg/kg.
- + OR **Ketamine** 1 mg/kg IV/IO.
- + OR **Ativan** 0.05 mg/kg IV/IO. (0.07 mg/kg if seizing).
- + Consider **Fentanyl** 1-2 mcg/kg IV/IO/IN (max 150 mcg).

*** Continued paralysis (consider if signs of patient movement):**

- * **Rocuronium** 0.1 mg/kg IV/IO.
- OR **Vecuronium** 0.1 mg/kg IV/IO.

Section 6-111 - RSI Dosing Sheet

CMH/EMH EMS RSI Quick Reference Dosing/Sizing Sheet												
Patient Age	New	3 mo	6 mo	1 yr	2 yr	4 yr	6 yr	8 yr	10 yr	12 yr	14 yr	adult
Broslow Color	Grey	Pink	Red	Purple	Yellow	White	Blue	Orange	Green			
Patient Weight (lbs)	10 lbs	15 lbs	20 lbs	25 lbs	30 lbs	40 lbs	50 lbs	60 lbs	80 lbs	90 lbs	110 lbs	150 lbs
Patient Weight (kg)	5 kg	7 kg	9 kg	11 kg	14 kg	18 kg	23 kg	27 kg	36 kg	41 kg	50 kg	68 kg
RSI - Prepare Equipment												
Laryngoscope	1 ml	1 ml	1 ml	1.5 ml	2 ml	2 ml	2	2	3	3	4	4
ET Size	3.5	3.5	3.5	4	4.5	5	5.5	6	6.5	7	7.5	8
ET Depth (cm)	10.0 cm	10.5 cm	11.0 cm	12.0 cm	13.5 cm	15.0 cm	16.5 cm	18.0 cm	19.5 cm			
King Size (LTS-D)					2 (gm)	2 (gm)	2.5 (org)	2.5 (org)	3 (yel)	3 (yel)	4 (red)	4 (red)
LMA Size (supreme)	1	1.5	1.5	2	2	2	2.5	2.5	3	3	3	4
RSI - Medicate Before Intubation (ml)												
Lidocaine (20 mg/ml)	0.4 ml	0.6 ml	0.7 ml	0.9 ml	1.1 ml	1.4 ml	1.8 ml	2.1 ml	2.7 ml	3.1 ml	3.8 ml	5.1 ml
Fentanyl (50 mcg/ml)	0.2 ml	0.3 ml	0.4 ml	0.5 ml	0.6 ml	0.8 ml	1.0 ml	1.1 ml	1.5 ml	1.7 ml	2.0 ml	2.0 ml
Atropine (0.1 mg/ml)	1.0 ml	1.4 ml	1.8 ml	2.2 ml	2.8 ml	3.6 ml	4.6 ml	5.4 ml	7.2 ml	8.2 ml	10.0 ml	5.0 ml
Ketamine (50 mg/ml)	0.1 ml	0.2 ml	0.2 ml	0.3 ml	0.3 ml	0.4 ml	0.5 ml	0.6 ml	0.8 ml	0.9 ml	1.0 ml	1.4 ml
Etomidate (2 mg/ml)	0.8 ml	1.1 ml	1.4 ml	1.7 ml	2.1 ml	2.7 ml	3.5 ml	4.1 ml	5.4 ml	6.2 ml	7.5 ml	10.2 ml
Rocuronium (10 mg/ml)	0.3 ml	0.5 ml	0.6 ml	0.7 ml	0.9 ml	1.1 ml	1.4 ml	1.7 ml	2.2 ml	2.5 ml	3.0 ml	4.1 ml
Succinylcholine (20 mg/ml)	0.5 ml	0.7 ml	0.9 ml	1.1 ml	1.4 ml	1.8 ml	2.3 ml	2.7 ml	3.6 ml	4.1 ml	5.0 ml	5.1 ml
RSI - Medicate After Intubation (ml)												
Ketamine (50 mg/ml)	0.1 ml	0.2 ml	0.2 ml	0.3 ml	0.3 ml	0.4 ml	0.5 ml	0.6 ml	0.8 ml	0.9 ml	1.0 ml	1.4 ml
Versed (1 mg/ml)	0.5 ml	0.7 ml	0.9 ml	1.1 ml	1.4 ml	1.8 ml	1.2 ml	1.4 ml	1.8 ml	2.1 ml	5.0 ml	5.0 ml
Fentanyl (50 mcg/ml)	0.2 ml	0.3 ml	0.4 ml	0.5 ml	0.6 ml	0.8 ml	1.0 ml	1.1 ml	1.5 ml	1.7 ml	2.0 ml	2.0 ml
Rocuronium (10 mg/ml)	0.1 ml	0.1 ml	0.1 ml	0.2 ml	0.2 ml	0.2 ml	0.3 ml	0.3 ml	0.4 ml	0.5 ml	0.5 ml	0.7 ml
												1.0 ml
												0.7 ml
												1.2 ml
												1.4 ml
												2.8 ml
												5.0 ml
												2.0 ml
												2.0 ml
												8.2 ml
												6.9 ml
												8.6 ml
												10.2 ml

Section 6-120 - Transfer of Care

<p><u>BLS - EMR</u></p> <ul style="list-style-type: none"> * First responder personnel will assume patient care from initial patient contact until face-to-face verbal report given to transporting ambulance crew. * Verbal report shall include, but not limited to: patient history, current status, treatments provided. * Available Documentation should also be transferred (i.e. EKGs, patient information, etc.). 	<p><u>ALS - RN/Paramedic</u></p> <ul style="list-style-type: none"> * Ensure completion of all applicable BLS items on the left. * In the event of mechanical difficulty or other situation requiring transferring ALS patient to another ambulance, CMH or EMH RN or Paramedic may maintain patient care in the new ambulance (even if the new ambulance is not a CMH or EMH ambulance). * In a multi-patient incident, CMH or EMH RN or Paramedic will continue patient care until care can be transferred to appropriate incoming ambulance with face-to-face verbal report.
<p><u>BLS - EMT</u></p> <ul style="list-style-type: none"> * Ensure completion of applicable EMR items above. * CMH/EMH EMS personnel will assume patient care from initial patient contact or face-to-face verbal report from on-scene medical personnel until face-to-face verbal report given to flight crew or receiving facility. * In the event of mechanical difficulty or other situation requiring transferring BLS patient to another ambulance, CMH or EMH EMT may maintain patient care in the new ambulance (even if the new ambulance is not a CMH or EMH ambulance). 	<p><u>Citations:</u></p>
<p><u>BLS - AEMT</u></p> <ul style="list-style-type: none"> * Ensure completion of applicable EMT items above. 	

Section 6-125 - Transfer Out of Hospital

BLS - EMD

- * **MPDS Protocol 33 (Transfer) - Acuity levels:** The following acuity levels are defined for using Protocol 33 (Transfer) where the transfer is originating within a hospital. All other locations such as long-term care or clinics shall use Protocol 33 (Transfer) Delta and Charlie levels.
- * **Priority 1** (Lights and siren response by ambulance.):
 - ✦ The patient has a time critical diagnosis such as STEMI, Stroke, or Trauma.
 - ✦ The patient has a life threat that has to be transported as soon as possible.
 - ✦ The patient is being transferred for immediate surgery or treatment for a medical condition.
 - ✦ The patient is a direct admit to an Intensive Care Unit (ICU).
 - ✦ Urgent obstetrics (OB) patient.
- * **Priority 3** (These will not be dispatched until an ambulance is available within the county to maintain 9-1-1 coverage. No lights and siren response by ambulance.):
 - ✦ The patient does not have a Priority 1 or a Priority 4 complaint. These will be dispatched in the following order of importance:
 - ✖ The patient is located in the Emergency Department (ED).
 - ✖ The patient is located in the Cath Lab.
 - ✖ The patient is located in the Obstetrics Department (OB).
 - ✖ The patient is located in the Intensive Care Unit (ICU).
 - ✖ The patient is located in the Medical Surgical Unit (MS).
- * **Priority 4** (These will not be dispatched until an ambulance is available within the county to maintain 9-1-1 coverage. No lights and siren response by ambulance. These transfers will be dispatched in the same order as Priority 3 based on location.):
 - ✦ The patient is very stable and a lengthy delay in transfer will not jeopardize the patient.
 - ✦ The patient is being transferred for an ongoing chronic medical condition or surgery at a later date.
 - ✦ The patient is being transferred to a long term care facility or home.
 - ✦ The patient has a psychiatric-only diagnosis.
 - ✦ The transfer is to a Veterans Administration (VA) hospital or Select Specialty (similar rehab facility).

ALS -

RN/Paramedic

- * Ensure completion of all applicable BLS items on the left.
- * Priority 1 transfers shall be responded to in the same fashion and promptness as any other priority 1 dispatches.

BLS - EMR

- * Ensure completion of applicable EMD items above.

BLS - EMT

- * Ensure completion of applicable EMR items above.

BLS - AEMT

- * Ensure completion of applicable EMT items above.

Citations:

Protocol 6-130 - Triage

Triage tags will be used on mass casualty incidents, all patients transferred by Air Ambulance, and all patients transported to an ER on Tuesdays.

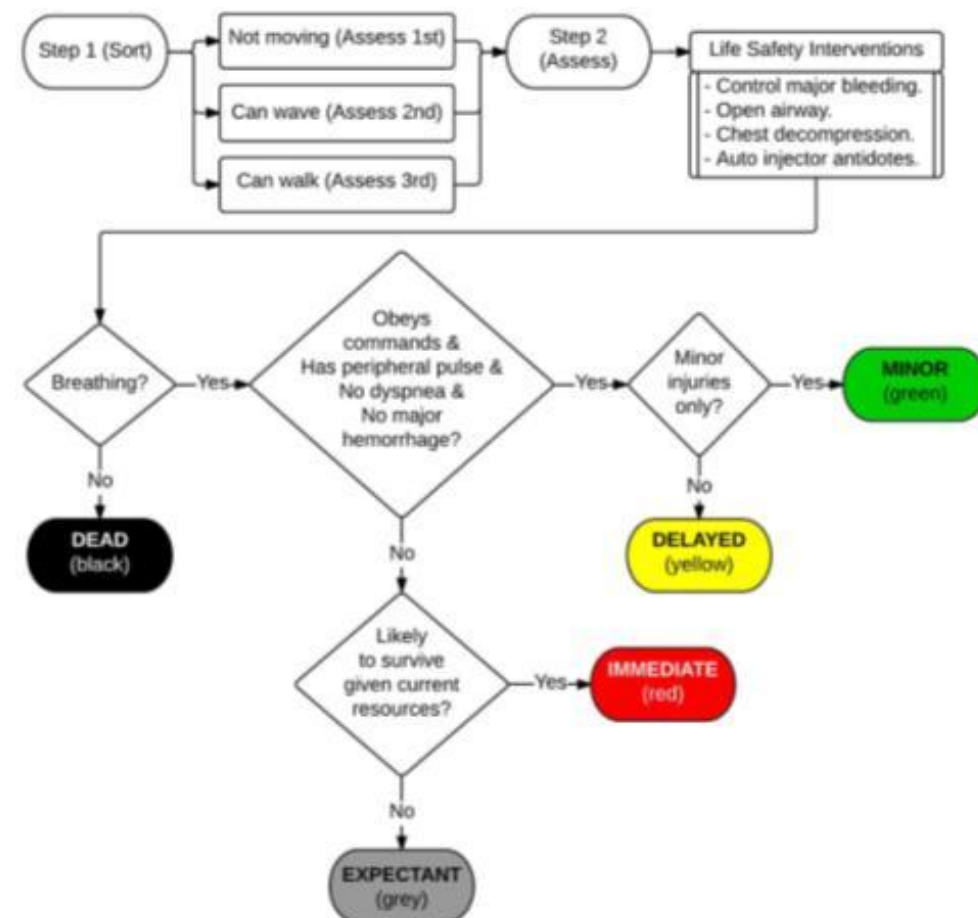
HEAR Report:

- * Every patient radio report on shall be Triage according to the following:
 - * **MEDICAL RED** or **TRAUMA RED**: Requires immediate life-saving intervention (i.e. STEMI, Stroke, Unconscious, Unstable).
 - * **MEDICAL YELLOW** or **TRAUMA YELLOW**: High risk or multiple resources needed in ER (i.e. ALOC, Labs, ECG, X-ray, CT, Ultrasound, Respiratory therapy).
 - * **MEDICAL GREEN** or **TRAUMA GREEN**: Minor complaints and manageable with limited resources.

Mass Casualty Incident (MCI):

- * Defined as greater than **five patients**.
- * EMS scene communications should be conducted on **VTAC12**.
- * Notify ER as soon as possible (include number of patients, if known).
- * First arriving ambulance assignments:
 - * **RN/Paramedic**: Designated **TRIAGE OFFICER**.
 - + Determine number of patients.
 - + Establish Triage area(s).
 - + Triage and tag patients.
 - * **EMT**: Designated **TRANSPORTATION OFFICER**.
 - + Communicate number of patients.
 - + Establish staging area(s).
 - + Coordinate patient transport.
- * Second arriving ambulance assignment:
 - * Establish treatment area(s).

SALT Mass Casualty Triage:



Citations: (Citizens Memorial Hospital, 2012)

Section 6-140 - Termination of Resuscitation

<p><u>BLS - EMD</u></p> <ul style="list-style-type: none">* <u>MPDS Protocol 9 (Cardiac Arrest) - Obvious death</u>: The following conditions indicate obvious death:<ul style="list-style-type: none">* Decapitation,* Decomposition, OR* Incineration.* <u>MPDS Protocol 9 (Cardiac Arrest) - Expected death</u>: The following conditions indicate expected death:<ul style="list-style-type: none">* DNR order, OR* Hospice care.	<p><u>ALS - RN/Paramedic</u></p> <ul style="list-style-type: none">* Ensure completion of all applicable BLS items on the left.* <u>The following scenarios should always be transported to the closest appropriate facility as soon as possible and field termination is not an option</u>:<ul style="list-style-type: none">* Pediatrics, Drownings, Poisonings, or Hypothermia.* If Airway cannot be maintained and/or IV/IO cannot be accessed.* <u>If none of the above apply</u>: Patients should receive at least 20 minutes of ACLS resuscitative efforts on the scene prior to considering movement.* <u>If witnessed, non-trauma Arrest</u>: full ACLS resuscitation efforts should continue for at least 20 minutes prior to consideration of field termination.* When considering termination, RN/Paramedic should consult with the family. If family believes the patient would wish continued resuscitative efforts, resuscitation will continue and the patient shall be transported to closest appropriate facility.* <u>In the event there is no clear evidence to withhold CPR, however patient has a terminal condition and the patient's wishes have been conveyed by the family, contact MEDICAL CONTROL to withhold resuscitation.</u>* <u>Field termination may be requested from MEDICAL CONTROL for victims of trauma with no signs of life regardless of how long ACLS efforts have been underway.</u>* After resuscitation has been terminated, contact local law enforcement and remain on scene until at least law enforcement or coroner arrival on the scene. If at healthcare facility, scene may be cleared prior to body retrieval.* Fax the ePCR to the facility providing medical control. Faxing is not necessary if:<ul style="list-style-type: none">* CMH providing medical control to CMH ambulance OR* EMH providing medical control to EMH ambulance.
<p><u>BLS - EMR</u></p> <ul style="list-style-type: none">* Initiate CPR immediately in the event of acute cardiac or respiratory Arrest if:<ul style="list-style-type: none">* There is a possibility that the brain is viable.* AND There are no legal or medical reasons to withhold resuscitation (DNR, declaration of intent, terminal illness, and verifiable absence of ABCs longer than 10min).* Resuscitation should not be started if:<ul style="list-style-type: none">* Decapitation.* OR Rigor mortis.* OR Tissue decomposition.* OR Extreme dependent lividity.* OR Obvious mortal injury.* OR Properly documented DNR order.* OR Properly documented advance directive.* When any doubt exists of the validity of DNR orders or advance directive, resuscitation should be initiated immediately.	
<p><u>BLS - EMT</u></p> <ul style="list-style-type: none">* Ensure completion of applicable EMR items above.	
<p><u>BLS - AEMT</u></p> <ul style="list-style-type: none">* Ensure completion of applicable EMT items above.	

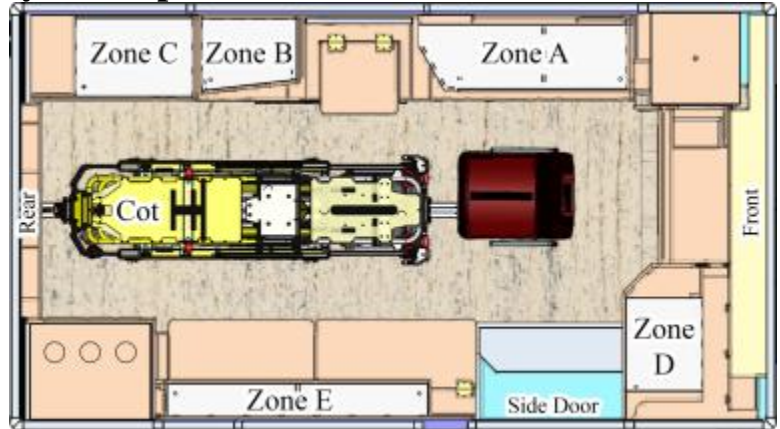
Citations: (Citizens Memorial Hospital, 2013)

Part 7 - Medication Protocols

Section 7-001 - Medications Currently on Response Vehicles

19 CSR 30-40.303(2)(C) states “the medical director, in cooperation with the ambulance service administrator, shall develop, implement, and annually review medications and medical equipment to be utilized.” This section fulfills that requirement for equipment.

Refer to Section 8-001 - Equipment Currently on Response Vehicles (page 167) for equipment.



Location	✓	Qty	Dose	Description
Cab				
Cab - Bag Triage #1				
Cab - Bag Triage #2				
Cot				
Cot - Bag First-In				
Cot - Bag Oxygen		1	2.5 mg	Section 7-040 - Albuterol (Proventil, Ventolin) (page 103)
				Section 7-460 - Oxygen (page 146)
Cot - Bag LifePak		1	1.25 mg	Section 7-610 - Xopenex (Levalbuterol) (page 164)
		4	81 mg	Section 7-060 - Aspirin (Bayer) (page 105)
Narcotic Box			6 g	Section 7-420 - Nitroglycerin (Nitrostat, Nitolingual, Tridil) (page 144)
			100 mcg	Section 7-230 - Fentanyl (Sublimaze) (page 125)
			10 mg	Section 7-390 - Morphine (page 141)
			10 mg	Section 7-580 - Valium (Diazepam) (page 161)
RSI Box			5 mg	Section 7-600 - Versed (Midazolam) (page 163)
			150 mg	Section 7-330 - Ketamine (Ketalar) (page 133)) [CMH only - EMH is not authorized for Ketamine]
			200 mg	Section 7-370 - Lidocaine (Xylocaine) (page 138)
			0.5 mg	Section 7-080 - Atropine (Sal-Tropine) (page 107)
				Section 7-220 - Etomidate (Amidate) (page 119) [CMH only - EMH is not authorized for Etomidate]
			100 mg	Section 7-520 - Rocuronium (Zemuron) (page 152) [CMH only - EMH is not authorized for Rocuronium]
				Section 7-550 - Succinylcholine (Anectine) (page 156) [CMH only - EMH is not authorized for Succinylcholine]
Zone A - Above Action Area		4		Draw needles
		2		10 ml Syringes
		6	2.5 mg	Section 7-040 - Albuterol (Proventil, Ventolin) (page 103)
		4	0.5 mg	Section 7-180 - Duoneb (Ipratropium and Albuterol, Combivent) (page 120)
		4	11.25 mg	Section 7-210 - Epinephrine Racemic (Micronefrin) (page 123)
Zone A - Action Area		4		Section 7-320 - Ipratropium (Atrovent) (page 132)
		6	1.25 mg	Section 7-610 - Xopenex (Levalbuterol) (page 164)
Zone A - Below Action Area				Section 7-460 - Oxygen (page 146)

Section 7-001 - Medications Currently on Response Vehicles

Location	✓	Qty	Dose	Description
Zone B				
Zone C		2	1,000 ml	Section 7-440 - Normal Saline (NS, Sodium Chloride) (page 145) - Irrigation
		2	1,000 ml	Sterile water - Irrigation
Zone D		1	400 mg	Section 7-170 - Dopamine (Intropin) (page 118) 1 - Pump tubing 1 - Reference card
		1	2 g	Section 7-370 - Lidocaine (Xylocaine) - Drip (page 138) 1 - Pump tubing 1 - Reference card
		1	150 mg	Section 7-420 - Nitroglycerin (Nitrostat, Nitolingual, Tridil) - Drip (page 144) 1 - Pump tubing 1 - Reference card
		2	2 L	Section 7-350 - Lactated Ringers (LR) (page 136)
		6	2 L	Section 7-440 - Normal Saline (NS, Sodium Chloride) (page 145)
Zone D - Bag Adult				
Zone D - Bag Adult - Airway				
Zone D - Bag Adult - Medication		3	6 mg	Section 7-030 - Adenosine (Adenocard) (page 102)
		2	150 mg	Section 7-050 - Amiodarone (Cordarone) (page 104)
		3	1 mg	Section 7-080 - Atropine (Sal-Tropine) (page 107)
		1	50 mg	Section 7-090 - Benadryl (Diphenhydramine) (page 108)
		*		Section 7-150 - Dextrose (page 116) 1 - 100 ml - D-5-W 1 - 25 g - D-50-W
		2		Section 7-190 - Epinephrine 1:1,000 (page 121)
		4		Section 7-200 - Epinephrine 1:10,000 (page 122)
		1		Section 7-240 - Glucagon (page 126)
		2	40 mg	Section 7-360 - Lasix (Furosemide) (page 137)
		2	100 mg	Section 7-370 - Lidocaine (Xylocaine) (page 138)
		4	1 g	Section 7-380 - Magnesium Sulfate (page 140)
		1	2 mg	Section 7-400 - Narcan (Naloxone) (page 142)
		1	100 ml	Section 7-440 - Normal Saline (NS, Sodium Chloride) (page 145)
		2	50 mEq	Section 7-530 - Sodium Bicarbonate (Soda) (page 154)
	Zone D - Bag Medication		1	100 mg
		3	6 mg	Section 7-030 - Adenosine (Adenocard) (page 102)
		2	150 mg	Section 7-050 - Amiodarone (Cordarone) (page 104)
		3	1 mg	Section 7-080 - Atropine (Sal-Tropine) (page 107)
		1	50 mg	Section 7-090 - Benadryl (Diphenhydramine) (page 108)
		*		Section 7-150 - Dextrose (page 116) 1 - 100 ml - D-5-W 1 - 25 g - D-50-W
		2		Section 7-190 - Epinephrine 1:1,000 (page 121)
		4		Section 7-200 - Epinephrine 1:10,000 (page 122)
		1		Section 7-240 - Glucagon (page 126)
		2	40 mg	Section 7-360 - Lasix (Furosemide) (page 137)
		2	100 mg	Section 7-370 - Lidocaine (Xylocaine) (page 138)
		4	1 g	Section 7-380 - Magnesium Sulfate (page 140)
		1	2 mg	Section 7-400 - Narcan (Naloxone) (page 142)
		1	100 ml	Section 7-440 - Normal Saline (NS, Sodium Chloride) (page 145)
		2	50 mEq	Section 7-530 - Sodium Bicarbonate (Soda) (page 154)
	1	100 mg	Section 7-570 - Thiamine (Vitamin B1) (page 158)	
Zone D - Bag Ped				
Zone D - Box Medication		1	160 mg	Section 7-010 - Acetaminophen (Tylenol) (page 100)
		1		Section 7-020 - Activated Charcoal (Actidose) (page 101)

Section 7-001 - Medications Currently on Response Vehicles

Location	✓	Qty	Dose	Description
		16	81 mg	Section 7-060 - Aspirin (Bayer) (page 105)
		1		Section 7-080 - Atropine (Sal-Tropine) (page 107)
		1		Section 7-100 - Calcium Chloride (Calciject) (page 109)
		1	100 mg	Section 7-120 - Cardizem (Diltiazem) (page 111) [CMH only - EMH is not authorized for Cardizem]
		2	20 mg	Section 7-140 - Decadron (Dexamethasone) (page 115) [CMH only - EMH is not authorized for Decadron]
		1		Section 7-260 - Haldol (Haloperidol) (page 128) [CMH only - EMH is not authorized for Haldol]
		1	5,000 u	Section 7-270 - Heparin (page 129) [CMH only - EMH is not authorized for Heparin]
		1	20 mg	Section 7-280 - Hydralazine (Apresoline) (page 130) [CMH only - EMH is not authorized for Hydralazine]
		1	100 mg	Section 7-300 - Ibuprofen (Advil, Pediaprofen) (page 131)
		1	40 mg	Section 7-340 - Labetalol (Nomadyne) (page 135)
		2		Section 7-250 - Glucose (page 127) - Oral
		1		Section 7-410 - Neo-Synephrine (Phenylephrine) (page 143) [CMH only - EMH is not authorized for Neo-Synephrine]
		2	10 u	Section 7-470 - Oxytocin (Pitocin) (page 147)
		4	25 mg	Section 7-480 - Phenergan (Promethazine) (page 148)
		1		Section 7-490 - Procainamide (Pronestyl) (page 149)
		2	125 mg	Section 7-540 - Solu-Medrol (Methylprednisolone) (page 155)
		1		Section 7-560 - Tetracaine (page 157)
		2	500 mg	Section 7-578 - TXA (Tranexamic Acid) (page 160)
		6	4 mg	Section 7-620 - Zofran (Ondansetron) (page 165)
Zone D - IV Tray		6	10 ml	Section 7-440 - Normal Saline (NS, Sodium Chloride) (page 145)
Zone E - Above Bench (if exist)				
Zone E - Below Bench		2		Section 7-460 - Oxygen (page 146)
Exterior Compartment				

Medications in protocols but currently not on ambulances:

- * Section 7-070 - Ativan (Lorazepam) (page 106)
- * Section 7-110 - Captopril (Capoten) (page 110)
- * Section 7-130 - Compazine (Prochlorperazine) (page 113)
- * Section 7-135 - Cyanokit (Hydroxocobalamin, Vitamin B12) (page 114)
- * Section 7-160 - Dilaudid (Hydromorphone) (page 117)
- * Section 7-500 - Propofol (Diprivan) (page 150)
- * Section 7-505 - Reglan (Metoclopramide) (page 151)
- * Section 7-525 - Romazicon (Flumazenil) (page 153)
- * Section 7-590 - Vecuronium (Norcuron) (page 162)

Section 7-005 - Medications that prolong QT interval

Section 7-005 - Medications that prolong QT interval

- | | | | |
|--|--|--|---|
| <ul style="list-style-type: none"> • Abilify • Agrylin • Alfuzosin • Amantadine • Amiodarone (page 104) • Amisulpride • Amitriptyline • Amoxapine • Anafranil • Anagrelide • Anzemet • Apo-Hydro • Apokyn • Apomorphine • Aquachloral • Aralen • Aripiprazole • Arsenic trioxide • Asenapine • Asendin • Astemizole • Atazanavir • Avelox • Azithromycin • Bedaquiline • Belbuca • Benadryl (page 108) • Bepridil • Betapace • Biaxin • Biassig • Bortezomib • Bosulif • Bosutinib • Bunavail • Buprenex • Buprenorphine • Butrans • Capecitabine • Caprelsa • Cardene • Celexa • Cerebyx • Chloral hydrate • Chloroquine • Chlorpromazine • Cipralext • Cipro • Ciprofloxacin • Cisapride • Citalopram • Clarithromycin • Clomipramine | <ul style="list-style-type: none"> • Clozapine • Clozaril • Cocaine • Cordarone (page 104) • Coroxin • Corvert • Crizotinib • Cyamemazine • Cyamemprozine • Dabrafenib • Dasatinib • Definity • Delamanid • Delytba • Depixol • Desipramine • Desyrel • Detrol • Dexmedetomidine • Diflucan • Dihydroartemisinin+piperaquine • Diphenhydramine (page 108) • Dipiperon • Disopyramide • Dofetilide • Dogmatil • Dolasetron • Dolophine • Domperidone • Doxepin • Dronedarone • Droperidol • Dynacirc • Edurant • Effexor • Elavil • Eloxatin • Eribulin • Erythromycin • Escitalopram • Eskalith • Eurartesim • Factive • Famotidine • Fanapt • Fareston • Felbamate • Felbatol • Fingolimod • Flagyl • Flecainide • Floxin | <ul style="list-style-type: none"> • Fluanxol • Fluconazole • Fluoxetine • Flupentixol • Foscarnet • Foscavir • Fosphenytoin • Furosemide (page 137) • Galantamine • Gatifloxacin • Gemifloxacin • Geodon • Gilenya • Granisetron • Halaven • Haldol (page 128) • Halfan • Halofantrine • Haloperidol (page 128) • Hismanal • Hydrochlorothiazide • Hydrocodone • Hysingla • Ibutilide • Iloperidone • Imipramine • Imodium • Inapsine • Incivek • Indapamide • Invega • Invirase • Isradipine • Italprid • Itraconazole • Ivabradine • Ketek • Ketoconazole • Korlym • Kytril • Lapatinib • Lasix (page 137) • Lenvatanib • Lenvima • Levaquin • Levitra • Levofloxacin • Levomepromazine • Levomethadyl • Levoprome • Lithium • Loperamide • Lorelco • Lozol | <ul style="list-style-type: none"> • Melipramine • Mellaril • Mesoridazine • Methadone • Metronidazole • Mifepristone • Mirabegron • Mirtazapine • Moexipril/HCTZ • Motilium • Moxifloxacin • Multaq • Myrbetriq • Nelfinavir • Nexavar • Nicardipine • Nilotinib • Nitoman • Nizoral • Nolvadex • Norfloxacin • Noroxin • Norpace • Nortriptyline • Norvir • Nosinan • Noxafil • Nozinan • Ofloxacin • Olanzapine • Ondansetron (page 165) • Orap • Orlaam • Osimertinib • Oxaliplatin • Oxytocin (page 147) • Paliperidone • Pamelor • Papaverine • Paroxetine • Pasireotide • Paxil • Pazopanib • Pentam • Pentamidine • Pepcid • Perflutren • Pertofrane • Phenergan (page 148) • Pimozide • Pipamperone • Pitocin (page 147) • Posaconazole |
|--|--|--|---|

Section 7-005 - Medications that prolong QT interval

<ul style="list-style-type: none"> • Precedex • Probucof • Procainamide (page 149) • Procoralan • Prograf • Promethazine (page 148) • Pronestyl (page 149) • Propulsid • Protriptyline • Prozac • Qualaquin • Quetiapine • Quinaglute • Quinidine • Quinine sulfate • Ranexa • Ranexa • Ranolazine • Ranolazine • Ranozex • Remeron • Reminyl • Reyataz • Rilpivirine • Risperdal • Risperidone • Ritonavir • Roxar • Roximycinv • Roxithromycin 	<ul style="list-style-type: none"> • Roxithromycin • Roxl-150 • Roxo • Roxomycin • Rulide • Rulide • Saphris • Saquinavir • Seldane • Septra • Serdolect • Serentil • Seroquel • Sertindole • Sertraline • Sevoflurane • Signifor • Sinequan • Sirturo • Solian • Solifenacin • Sorafenib • Sotalol • Sparfloxacin • Sporanox • Sprycel • Suboxone • Sulpiride • Sunitinib • Surlid • Surmontil • Sutent 	<ul style="list-style-type: none"> • Sycrest • Symmetrel • Tacrolimus • Tafenlar • Tagrisso • Tambocor • Tamoxifen • Tassigna • Telaprevir • Telavancin • Telithromycin • Tequin • Tercian • Terfenadine • Tetrabenazine • Thioridazine • Thorazine • Tiapridal • Tiapride • Tikosyn • Tirabycin • Tizanidine • Tofranil • Tolterodine • Toremfene • Trazodone • Trimethoprim-Sulfa • Trimipramine • Trisenox • Tykerb • Ulane • Uniretic 	<ul style="list-style-type: none"> • Uroxatral • Vandetanib • Vardenafil • Vascor • Velcade • Vemurafenib • Venlafaxine • VESicare • VFend • Vibativ • Viracept • Vivactil • Voriconazole • Vorinostat • Votrient • Xalkori • Xeloda • Xthrocin • Zagam • Zanaflex • Zelboraf • Ziprasidone • Zithromax • Zofran (page 165) • Zohydro • Zolinza • Zolofit • Zubsolv • Zyprexa
---	--	---	---

Citations: (CredibleMeds, 2015)

Section 7-010 - Acetaminophen (Tylenol)

Scope of Practice:

- * EMD
- * EMR
- * EMT
- * AEMT
- * RN/Paramedic

Class:

- * Analgesic. Antipyretic.

Action:

- * Analgesic mechanism unknown. Antipyretic is through direct action on hypothalamus.

Route:

- * PO.

Half-Life:

- * 1-4 hours.

Contraindications:

- * Hypersensitivity.

Indications:

Protocol 4-100 - Fever (Fever greater than 102 degrees F) page 50

Section 7-300 - Ibuprofen (Advil, Pediaprofen)

(has been ineffective or administered within 6 hours) page 131

Adult dosage:

- * 325-650 mg every 4-6 hrs.

Pediatric dosage:

- * 15 mg/kg every 4-6 hrs.

Precautions:

- * Avoid in patients with severe liver disease. Chronic alcohol use. Impaired renal function. PKU.

Side effects:

- * Rash, urticaria, Nausea.

Antidote:

- * Acetylcysteine or mucomyst.

Citations: (Cox Paramedics, 2014)



Section 7-020 - Activated Charcoal (Actidose)

<p><u>Scope of Practice:</u></p> <ul style="list-style-type: none"> * <input type="checkbox"/> EMD * <input type="checkbox"/> EMR * <input type="checkbox"/> EMT * <input type="checkbox"/> AEMT * <input checked="" type="checkbox"/> RN/Paramedic <p><u>Class:</u></p> <ul style="list-style-type: none"> * Adsorbent. <p><u>Action:</u></p> <ul style="list-style-type: none"> * Adsorbs toxins by chemical binding and prevents gastrointestinal absorption. <p><u>Route:</u></p> <ul style="list-style-type: none"> * Oral. 	<p><u>Half-Life:</u></p> <ul style="list-style-type: none"> * <p><u>Contraindications:</u></p> <ul style="list-style-type: none"> * No gag reflex. * Any altered mental state. * Ingestion of acids, alkalis, ethanol, methanol, Cyanide, iron salts, lithium, pesticides, petroleum products. * Acetaminophen Overdose unless the receiving hospital has IV antidote. * GI Obstruction.
--	---

Indications:
Protocol 4-140 - Poisoning or Overdose
(Poisoning following emesis or when emesis is contraindicated)page 54

<p><u>Adult dosage:</u></p> <ul style="list-style-type: none"> * 50-100 g mixed with glass of water to form slurry. <p><u>Pediatric dosage:</u></p> <ul style="list-style-type: none"> * 0.5-1 g/kg mixed with glass of water to form slurry. 	<p><u>Precautions:</u></p> <ul style="list-style-type: none"> * Aspiration may cause pneumonitis. <p><u>Side effects:</u></p> <ul style="list-style-type: none"> * Nausea, vomiting, constipation, diarrhea. <p><u>Antidote:</u></p> <ul style="list-style-type: none"> *
---	---

Citations:



Section 7-030 - Adenosine (Adenocard)

Scope of Practice:

- * EMD
- * EMR
- * EMT
- * AEMT
- * RN/Paramedic

Class:

- * Antiarrhythmic.

Action:

- * Slows AV conduction.

Route:

- * IV/IO slam followed by rapid flush.

Half-Life:

- * less than 10 seconds.

Contraindications:

- * 2nd or 3rd degree heart block.
- * Sick Sinus Syndrome.
- * Drug-induced Tachycardia.

Indications:

Protocol 2-020 - Atrial Fibrillation (A-Fib) or Atrial Flutter (Symptomatic PSVT)	page 16
Protocol 2-080 - Tachycardia Narrow Stable (Symptomatic PSVT)	page 24
Protocol 2-090 - Tachycardia Narrow Unstable (Symptomatic PSVT)	page 25

Adult dosage:

- * 6 mg.
- * If ineffective, second and/or third dose at 12 mg.

Pediatric dosage:

- * 0.1 mg/kg (max 6 mg/dose).
- * If ineffective, second and/or third dose at 0.2 mg/kg (max 12 mg/dose).

Precautions:

- * Arrhythmias, including blocks, are common at the time of Cardioversion. Use caution in patients with Asthma.

Side effects:

- * Flushing, Headache, shortness of breath, dizziness, Nausea, sense of impending doom, Chest pressure, numbness. May be a brief episode of Asystole after administration.

Antidote:

- *

Citations:



Section 7-040 - Albuterol (Proventil, Ventolin)

<p><u>Scope of Practice:</u></p> <ul style="list-style-type: none"> * <input type="checkbox"/> EMD * <input type="checkbox"/> EMR * <input type="checkbox"/> EMT * <input checked="" type="checkbox"/> AEMT * <input checked="" type="checkbox"/> RN/Paramedic <p><u>Class:</u></p> <ul style="list-style-type: none"> * Beta-2 selective sympathomimetic. <p><u>Action:</u></p> <ul style="list-style-type: none"> * Binds and stimulates beta-2 receptors, resulting in relaxation of bronchial smooth muscle. <p><u>Route:</u></p> <ul style="list-style-type: none"> * Nebulized. 	<p><u>Half-Life:</u></p> <ul style="list-style-type: none"> * 1.6 hours. <p><u>Contraindications:</u></p> <ul style="list-style-type: none"> * Angioedema.
---	--

<u>Indications:</u>	
Protocol 4-020 - Anaphylaxis	page 38
Protocol 4-030 - Asthma.....	page 39
Protocol 4-060 - Chronic Obstructive Pulmonary Disease (COPD) (Reversible bronchospasm associated with COPD)	page 45
Protocol 4-070 - Congestive Heart Failure (CHF).....	page 46
Protocol 5-050 - Extremity Trauma.....	page 62
Section 7-180 - Duoneb (Ipratropium and Albuterol, Combivent).....	page 120

<p><u>Dosage:</u></p> <ul style="list-style-type: none"> * 2.5 mg in 2.5 ml NS over 5-15 min Nebulized. 	<p><u>Precautions:</u></p> <ul style="list-style-type: none"> * Blood pressure, pulse, and EKG should be monitored. Use caution in patients with known heart disease. <p><u>Side effects:</u></p> <ul style="list-style-type: none"> * Palpitations, anxiety, Headache, dizziness, sweating, hyperglycemia, hypokalemia, insomnia, Tachycardia, Nausea, vomiting, throat irritation, dry mouth, epistaxis, Hypertension, dyspepsia, and paradoxical bronchospasm. <p><u>Antidote:</u></p> <ul style="list-style-type: none"> *
--	--

Citations:



Section 7-050 - Amiodarone (Cordarone)

Scope of Practice:

- * EMD
- * EMR
- * EMT
- * AEMT
- * RN/Paramedic

Class:

- * Class III antiarrhythmic.

Action:

- * Sodium, Calcium, and Potassium channel blocker. Prolongs intranodal conduction. Prolongs refractoriness of the AV node.

Route:

- * IV/IO.

Half-Life:

- * 58 days.

Contraindications:

- * Cardiogenic shock.
- * Sinus Bradycardia.
- * 2nd or 3rd degree AV block.
- * Sick Sinus Syndrome.
- * Sensitivity to benzyl alcohol and iodine.

Indications:

Protocol 2-020 - Atrial Fibrillation (A-Fib) or Atrial Flutter (Second-line agent for Atrial arrhythmias) page 16

Protocol 2-080 - Tachycardia Narrow Stable..... page 24

Protocol 2-100 - Tachycardia Wide Stable page 26

Protocol 2-110 - Tachycardia Wide Unstable page 27

Protocol 2-130 - Ventricular Ectopy page 29

Protocol 2-140 - Ventricular Fibrillation (V-Fib or V-Tach)..... page 30

Protocol 6-025 - Cardiopulmonary Resuscitation (CPR)..... page 72

Adult dosage:

- * V-Fib/Pulseless V-Tach: 300 mg initial, 150 mg recurrent.
- * Narrow complex Tachycardia: 150 mg in 100 ml D5W over 10 min.

Pediatric dosage:

- * 5 mg/kg up (max 300 mg/dose) may repeat to a total of 15 mg/kg max.

Precautions:

- * Proarrhythmic with concurrent antiarrhythmic meds. Consider slower administration on patients with hepatic or renal dysfunction.
- * May prolong QT interval. 12-lead is indicated after administration.

Side effects:

- * Hypotension, Bradycardia (slow down the rate of infusion).

Antidote:

- * Section 7-100 - Calcium Chloride (Calciject) (page 109).
- * Section 7-240 - Glucagon (page 126).

Citations:



Section 7-060 - Aspirin (Bayer)

<p><u>Scope of Practice:</u></p> <ul style="list-style-type: none"> * <input checked="" type="checkbox"/> EMD * <input checked="" type="checkbox"/> EMR * <input checked="" type="checkbox"/> EMT * <input checked="" type="checkbox"/> AEMT * <input checked="" type="checkbox"/> RN/Paramedic <p><u>Class:</u></p> <ul style="list-style-type: none"> * Platelet inhibitor. Anti-inflammatory. Analgesic. <p><u>Action:</u></p> <ul style="list-style-type: none"> * Prevents formation of thromboxane A2. Blocks platelet aggregation. <p><u>Route:</u></p> <ul style="list-style-type: none"> * PO. 	<p><u>Half-Life:</u></p> <ul style="list-style-type: none"> * 3.1-3.2 hours. <p><u>Contraindications:</u></p> <ul style="list-style-type: none"> * GI bleeding. * Active ulcer disease. * Hemorrhagic stroke. * Bleeding disorders. * Children with chickenpox or flu-like symptoms.
---	--

Indications:
Protocol 2-050 - Chest Discomfort (New Chest Pain suggestive of AMI)page 19

<p><u>Adult dosage:</u></p> <ul style="list-style-type: none"> * Chew 324 mg (four 81 mg “baby Aspirin”). <p><u>Pediatric dosage:</u></p> <ul style="list-style-type: none"> * Not indicated. 	<p><u>Precautions:</u></p> <ul style="list-style-type: none"> * Aspirin may trigger Asthma attacks in certain individuals with sensitivity. GI bleeding and upset stomach, trauma, decreased LOC of unknown origin. <p><u>Side effects:</u></p> <ul style="list-style-type: none"> * Heartburn, Nausea, vomiting, wheezing, Anaphylaxis, angioedema, bronchospasm, bleeding, stomach irritation. <p><u>Antidote:</u></p> <ul style="list-style-type: none"> *
---	---

Citations: (Carnahan, Title 19 - Rules of Department of Health and Senior Services Division 30 - Division of regulation and licensure Chapter 40 - Comprehensive emergency medical systems regulations, 2012)



Section 7-070 - Ativan (Lorazepam)

Scope of Practice:

- * EMD
- * EMR
- * EMT
- * AEMT
- * RN/Paramedic

Class:

- * Benzodiazepine.

Action:

- * Anticonvulsant. Skeletal muscle relaxant. Sedative. Binds to benzodiazepine receptor and enhances effects of GABA.

Route:

- * IV/IM/PR/SL.

Half-Life:

- * 9-16 hours.

Contraindications:

- * Pregnancy and nursing.
- * Sensitivity to benzodiazepines, polyethylene glycol, benzyl alcohol.
- * COPD.
- * Shock.
- * Coma.
- * Closed angle glaucoma.

Indications:

Protocol 2-020 - Atrial Fibrillation (A-Fib) or Atrial Flutter	page 16
Protocol 2-040 - Bradycardia (Premedication before Cardioversion).....	page 18
Protocol 2-060 - Post Resuscitative Care	page 22
Protocol 2-080 - Tachycardia Narrow Stable (Premedication before Cardioversion)	page 24
Protocol 2-090 - Tachycardia Narrow Unstable (Premedication before Cardioversion)	page 25
Protocol 2-100 - Tachycardia Wide Stable (Premedication before Cardioversion)	page 26
Protocol 2-110 - Tachycardia Wide Unstable (Premedication before Cardioversion).....	page 27
Protocol 2-120 - Torsades de Pointes (Premedication before Cardioversion)	page 28
Protocol 3-020 - Hyperthermia	page 34
Protocol 4-040 - Behavioral (Acute anxiety)	page 40
Protocol 4-170 - Seizures (Where Valium is indicated and not available)	page 56
Protocol 6-050 - Control of Pain.....	page 75
Protocol 6-110 - Rapid Sequence Intubation (RSI)	page 88
Section 8-050 - Continuous Positive Airway Pressure (CPAP).....	page 178

Adult dosage:

- * Status epilepticus: 4 mg may be repeated once in 10 min.
- * Acute anxiety: 2-4 mg.
- * Premedication before Cardioversion: 2 mg.

Pediatric dosage:

- * Status epilepticus: 0.1 mg/kg (max 2 mg/dose).
- * Cardioversion: 0.05 mg/kg (max 2 mg).

Precautions:

- * Depressive disorders. Psychosis. Acute alcohol intoxication. Renal or hepatic impairment. Organic brain syndrome. Myasthenia gravis. Suicidal tendencies. GI disorders. Elderly or debilitated. Limited pulmonary reserve.

Side effects:

- * Apnea, Nausea, vomiting, drowsiness, restlessness, delirium, anterior grade amnesia, weakness, unsteadiness, depression, sleep disturbances, confusion, hallucinations, Hypertension, hypotension, blurred vision, Abdominal discomfort.

Antidote:

- * Section 7-525 - Romazicon (Flumazenil) (page 153).

DEA NUMBER: 2885

Schedule: IV - Low potential for abuse.

Narcotic: No

Street names:

- * Control, Silence

Citations: (About Drugs), (Silbergleit, et al., 2012), (Sober Recovery), (Street Rx), (US Department of Justice, Drug Enforcement Administration, Office of Diversion Control)



Section 7-080 - Atropine (Sal-Tropine)

<p><u>Scope of Practice:</u></p> <ul style="list-style-type: none"> * <input type="checkbox"/> EMD * <input type="checkbox"/> EMR * <input type="checkbox"/> EMT * <input type="checkbox"/> AEMT * <input checked="" type="checkbox"/> RN/Paramedic <p><u>Class:</u></p> <ul style="list-style-type: none"> * Parasympatholytic (anticholinergic). <p><u>Action:</u></p> <ul style="list-style-type: none"> * Competes with acetylcholine at the site of muscarinic receptor. Increases heart rate. Decreases gastrointestinal secretions. <p><u>Route:</u></p> <ul style="list-style-type: none"> * IV/IO. ET at twice the dose. 	<p><u>Half-Life:</u></p> <ul style="list-style-type: none"> * 2 hours. <p><u>Contraindications:</u></p> <ul style="list-style-type: none"> * None when used in emergency situations.
---	--

<p><u>Indications:</u></p> <p>Protocol 2-010 - Asystolepage 15</p> <p>Protocol 2-040 - Bradycardia.....page 18</p> <p>Protocol 2-070 - Pulseless Electrical Activity (PEA)page 23</p> <p>Protocol 4-140 - Poisoning or Overdose (Organophosphate Poisoning) (Nerve agent exposure).....page 54</p> <p>Protocol 5-070 - Head Traumapage 64</p> <p>Protocol 6-025 - Cardiopulmonary Resuscitation (CPR)page 72</p> <p>Protocol 6-110 - Rapid Sequence Intubation (RSI)page 88</p> <p>(RSI of pediatrics under 10 or any bradycardic patients)</p>

<p><u>Adult dosage:</u></p> <ul style="list-style-type: none"> * Asystole/PEA: 1 mg every 3-5 min (max 3 mg). * Bradycardia: 0.5 mg every 5 min (max 3 mg). * Organophosphate Poisoning: 2-5 mg. May require greater than 10 mg. <p><u>Pediatric dosage:</u></p> <ul style="list-style-type: none"> * Asystole/PEA: 1 mg every 3-5 min (max 3 mg). * Bradycardia: 0.02 mg/kg (min 0.1 mg, max 0.5 mg per dose) (max 1 mg). * Organophosphate Poisoning: 0.05 mg/kg. * Head trauma: 0.02 mg/kg (min 0.1 mg). 	<p><u>Precautions:</u></p> <ul style="list-style-type: none"> * Tachycardia. Hypertension. May cause paradoxical Bradycardia if dose is too low or administered too slowly. * May prolong QT interval. 12-lead is indicated after administration. <p><u>Side effects:</u></p> <ul style="list-style-type: none"> * Palpitations and Tachycardia. Headache, dizziness, and anxiety. Dry mouth, pupillary dilation, and blurred vision. Urinary retention (especially older males). Hot skin temperature. Intense facial flushing. Restlessness. <p><u>Antidote:</u></p> <ul style="list-style-type: none"> * Physostigmine (Antilirium)
--	--

Citations: (Cox Paramedics, 2014)



Section 7-090 - Benadryl (Diphenhydramine)

Scope of Practice:

- * EMD
- * EMR
- * EMT
- * AEMT
- * RN/Paramedic

Class:

- * Antihistamine.

Action:

- * Blocks H1 histamine receptors. Has some sedative effects.

Route:

- * IV/IO/IM.

Half-Life:

- * 8-17 hours.

Contraindications:

- * Asthma.
- * Nursing mothers.

Indications:

Protocol 4-020 - Anaphylaxis	page 38
Protocol 4-040 - Behavioral.....	page 40
Protocol 7-130 - Compazine (Prochlorperazine) (Extra Pyramidal Symptoms (EPS))	page 91
Protocol 7-260 - Haldol (Haloperidol) (Extra Pyramidal Symptoms (EPS)).....	page 105
Protocol 7-480 - Phenergan (Promethazine) (Extra Pyramidal Symptoms (EPS))	page 123

Adult

dosage:

- * 25-50 mg.

Pediatric

dosage:

- * 1.25 mg/kg.

Precautions:

- * Hypotension.
- * May prolong QT interval. 12-lead is indicated after administration.

Side effects:

- * Sedation. Dries bronchial secretions. Blurred vision. Headache. Palpitations. Dizziness, excitability, wheezing, thickening of bronchial secretions, Chest tightness, hypotension, dry mouth, Nausea, vomiting, diarrhea.

Antidote:

- * Physostigmine (Antilirium)

Citations:



Section 7-100 - Calcium Chloride (Calciject)

<p><u>Scope of Practice:</u></p> <ul style="list-style-type: none"> * <input type="checkbox"/> EMD * <input type="checkbox"/> EMR * <input type="checkbox"/> EMT * <input type="checkbox"/> AEMT * <input checked="" type="checkbox"/> RN/Paramedic <p><u>Class:</u></p> <ul style="list-style-type: none"> * Electrolyte. <p><u>Action:</u></p> <ul style="list-style-type: none"> * Increases cardiac contractility. <p><u>Route:</u></p> <ul style="list-style-type: none"> * IV/IO. 	<p><u>Half-Life:</u></p> <ul style="list-style-type: none"> * <p><u>Contraindications:</u></p> <ul style="list-style-type: none"> * Patients on digitalis.
---	--

<p><u>Indications:</u></p> <p>Protocol 4-140 - Poisoning or Overdose (Calcium channel blocker Overdose (Verapamil, Nifedipine))page 54</p> <p>Protocol 5-050 - Extremity Trauma.....page 62</p> <p>Section 7-050 - Amiodarone (Cordarone)page 104</p> <p>Section 7-120 - Cardizem (Diltiazem).....page 111</p> <p>Section 7-380 - Magnesium Sulfate (antidote for Overdose)page 140</p>

<p><u>Dosage:</u></p> <ul style="list-style-type: none"> * Contact medical control. 	<p><u>Precautions:</u></p> <ul style="list-style-type: none"> * IV line should be flushed between Calcium Chloride and Sodium Bicarbonate administration. <p><u>Side effects:</u></p> <ul style="list-style-type: none"> * Arrhythmias (Bradycardia and Asystole), and hypotension. <p><u>Antidote:</u></p> <ul style="list-style-type: none"> *
--	---

<p><u>Citations:</u></p>



Section 7-110 - Captopril (Capoten)

Scope of Practice:

- * EMD
- * EMR
- * EMT
- * AEMT
- * RN/Paramedic

Class:

- * ACE inhibitor.

Action:

- * Competitive inhibitor of Angiotension Converting Enzyme (ACE).

Route:

- * SL.

Half-Life:

- * 1.9 hours.

Contraindications:

- * Hypersensitivity to any ACE inhibitor.

Indications:

Not in current protocols.

Adult dosage:

- * SBP greater than 110: 25 mg.
- * SBP 90-110: 12.5 mg.

Pediatric dosage:

- * Not indicated.

Precautions:

- * May cause hyperkalemia, especially in patients with renal deficiency. Aortic stenosis, bilateral renal artery stenosis, hypertrophic obstructive cardiomyopathy, pericardial tamponade, elevated serum Potassium levels, acute kidney failure.

Side effects:

- * Hypotension, angioedema, Headache, dizziness, fatigue, depression, Chest Pain, palpitations, cough, dyspnea, Nausea, vomiting, rash, pruritus, renal failure.

Antidote:

- *

Citations:



Section 7-120 - Cardizem (Diltiazem)

<p><u>Scope of Practice:</u></p> <ul style="list-style-type: none"> * <input type="checkbox"/> EMD * <input type="checkbox"/> EMR * <input type="checkbox"/> EMT * <input type="checkbox"/> AEMT * <input checked="" type="checkbox"/> RN/Paramedic <p><u>Class:</u></p> <ul style="list-style-type: none"> * Calcium channel blocker. <p><u>Action:</u></p> <ul style="list-style-type: none"> * Slows conduction through the AV node. <p><u>Route:</u></p> <ul style="list-style-type: none"> * IV/IO. 	<p><u>Half-Life:</u></p> <ul style="list-style-type: none"> * 3-4.5 hours. <p><u>Contraindications:</u></p> <ul style="list-style-type: none"> * Heart blocks. * Conduction disturbances. * WPW. * Congestive heart failure (pulmonary edema). * Hypotension.
--	---

<p><u>Indications:</u></p> <p>Protocol 2-020 - Atrial Fibrillation (A-Fib) or Atrial Flutter (A-Fib with rapid Ventricular response).....page 16</p> <p>Protocol 2-080 - Tachycardia Narrow Stablepage 24</p>

<p><u>Adult dosage:</u></p> <ul style="list-style-type: none"> * 0.25 mg/kg (max 20 mg) over 2 min. * May repeat at 0.35 mg/kg (max 25 mg) after 15 min. * Infusion at 5-15 mg/hr. <p><u>Pediatric dosage:</u></p> <ul style="list-style-type: none"> * Call medical control. 	<p><u>Precautions:</u></p> <ul style="list-style-type: none"> * Hypotension. Should not be used in patients receiving IV Beta-Blockers. <p><u>Side effects:</u></p> <ul style="list-style-type: none"> * Nausea, vomiting, hypotension, dizziness, Bradycardia, flushing, Headache, heart block, cardiac Arrest. <p><u>Antidote:</u></p> <ul style="list-style-type: none"> * Section 7-100 - Calcium Chloride (Calciject) (page 109). * Section 7-240 - Glucagon (page 126).
---	---

<p><u>Citations:</u></p>



CMH/EMH/EMS Cardizem Quick Reference Dosing/Sizing Sheet

Patient Age	New	3 mo	6 mo	1 yr	2 yr	4 yr	6 yr	8 yr	10 yr	12 yr	14 yr	adult	adult	adult
Broslow Color	Grey	Pink	Red	Purple	Yellow	White	Blue	Orange	Green					
Patient Weight (lbs)	10 lbs	15 lbs	20 lbs	25 lbs	30 lbs	40 lbs	50 lbs	60 lbs	80 lbs	90 lbs	110 lbs	150 lbs	200 lbs	300 lbs
Patient Weight (kg)	5 kg	7 kg	9 kg	11 kg	14 kg	18 kg	23 kg	27 kg	36 kg	41 kg	50 kg	68 kg	91 kg	136 kg
Cardizem Bolus														
First Dose	1.3 ml	1.8 ml	2.3 ml	2.8 ml	3.5 ml	4.5 ml	5.8 ml	6.8 ml	9.0 ml	10.3 ml	12.5 ml	17.0 ml	22.8 ml	34.0 ml
Repeat Dose	1.8 ml	2.5 ml	3.2 ml	3.9 ml	4.9 ml	6.3 ml	8.1 ml	9.5 ml	12.6 ml	14.4 ml	17.5 ml	23.8 ml	31.9 ml	47.6 ml
Cardizem Maintenance Infusion														
Drip	5 mg/hr	5.0 ml/hr												
Drip	10 mg/hr	10.0 ml/hr												
Drip	15 mg/hr	15.0 ml/hr												

Section 7-130 - Compazine (Prochlorperazine)Scope of Practice:

- * EMD
- * EMR
- * EMT
- * AEMT
- * RN/Paramedic

Class:

- * Phenothiazine antiemetic.

Action:

- * Antiemetic.

Route:

- * IV/IO.

Half-Life:

- * 4-8 hours.

Contraindications:

- * Comatose patients who have received a large amount of depressants (including alcohol).

Indications:

Not in current protocols.

Adult dosage:

- * 5-10 mg over 2 min.
 - * Each 5 mg must be diluted in 10 ml of NS.

Pediatric dosage:

- * Not indicated.

Precautions:

- * EPS.

Side effects:

- * May impair mental and physical ability, drowsiness, hypotension.
- * Possible Extra-Pyramidal Symptoms (EPS) / dystonic reactions.
 - * EPS is a movement disorder such as the inability to move or restlessness.
 - * Treat with Section 7-090 - Benadryl (Diphenhydramine) (page 108).

Antidote:

- *

Citations:

Section 7-135 - Cyanokit (Hydroxocobalamin, Vitamin B12)

Section 7-135 - Cyanokit (Hydroxocobalamin, Vitamin B12)

Scope of Practice:

- * EMD
- * EMR
- * EMT
- * AEMT
- * RN/Paramedic

Class:

- * Antidote.

Action:

- * Cyanide ion binder.

Route:

- * IV/IO.

Half-Life:

- * 6 days.

Contraindications:

- * None.

Indications:

Protocol 4-140 - Poisoning or Overdose (AMS following exposure to smoke in confined space)..... page 54

Adult dosage:

- * 5 g IV/IO over 15 min.

Pediatric dosage:

- * 70 mg/kg IV/IO over 15 min (max 5 g total).

Precautions:

- * Substantial increases in blood pressure may occur following Cyanokit therapy. Based on animal studies, may cause fetal harm, however, treatment may be lifesaving.

Side effects:

- * Transient chromaturia, erythema, rash, increased blood pressure, Nausea, Headache.

Antidote:

- *

Citations: (Cyanokit, 2012)



Section 7-140 - Decadron (Dexamethasone)

<p><u>Scope of Practice:</u></p> <ul style="list-style-type: none"> * <input type="checkbox"/> EMD * <input type="checkbox"/> EMR * <input type="checkbox"/> EMT * <input type="checkbox"/> AEMT * <input checked="" type="checkbox"/> RN/Paramedic <p><u>Class:</u></p> <ul style="list-style-type: none"> * Steroid. <p><u>Action:</u></p> <ul style="list-style-type: none"> * Anti-inflammatory. Reduces inflammation and immune response. <p><u>Route:</u></p> <ul style="list-style-type: none"> * IV/IO/IM/PO. * Inhalation Nebulized as last resort. 	<p><u>Half-Life:</u></p> <ul style="list-style-type: none"> * 190 minutes. <p><u>Contraindications:</u></p> <ul style="list-style-type: none"> * Fungal infections.
---	---

<p><u>Indications:</u></p> <p>Protocol 4-030 - Asthma.....page 39</p> <p>Protocol 4-080 - Croup.....page 47</p>

<p><u>Adult dosage:</u></p> <ul style="list-style-type: none"> * 12-16 mg (once). <p><u>Pediatric dosage:</u></p> <ul style="list-style-type: none"> * 0.6 mg/kg (max 12 mg). 	<p><u>Precautions:</u></p> <ul style="list-style-type: none"> * None in emergency setting. <p><u>Side effects:</u></p> <ul style="list-style-type: none"> * Nausea, vomiting, Headache, vertigo, anxiety, hypokalemia, hyperglycemia, tremors, Hypertension, immunosuppression. <p><u>Antidote:</u></p> <ul style="list-style-type: none"> *
---	--

<p><u>Citations:</u></p>



Section 7-150 - Dextrose

Scope of Practice:

- * EMD
- * EMR
- * EMT
- * AEMT
- * RN/Paramedic

Class:

- * Carbohydrate.

Action:

- * Elevates blood Glucose level rapidly.

Route:

- * IV/IO.

Half-Life:

- *

Contraindications:

- * Intracranial hemorrhage.

Indications:

Protocol 2-100 - Tachycardia Wide Stable	page 26
Protocol 2-110 - Tachycardia Wide Unstable	page 27
Protocol 2-120 - Torsades de Pointes.....	page 28
Protocol 2-150 - Wolff-Parkinson-White (WPW)	page 31
Protocol 4-120 - Hypoglycemia.....	page 52
Protocol 5-050 - Extremity Trauma	page 62
Protocol 6-025 - Cardiopulmonary Resuscitation (CPR).....	page 72
Section 7-050 - Amiodarone (Cordarone).....	page 104
Section 7-490 - Procainamide (Pronestyl)	page 149

Adult dosage:

- * **D50W, D25W, or D10W** 25 g.

Pediatric dosage:

- * **D25W** 0.5-1 g/kg.
 * 5 ml **D50W** + 5 ml **NS** = 2.5 g **D25W**.

Neonate Dosage:

- * **D10W** 0.5-1 g/kg.
 * 2 ml **D50W** + 8 ml **NS** = 1 g **D10W**.

Precautions:

- * Blood sample should be drawn before administering.

Side effects:

- * Local venous irritation. Hyperglycemia, warmth, thrombosis.

Antidote:

- *

Citations:



Section 7-160 - Dilaudid (Hydromorphone)

<p><u>Scope of Practice:</u></p> <ul style="list-style-type: none"> * <input type="checkbox"/> EMD * <input type="checkbox"/> EMR * <input type="checkbox"/> EMT * <input type="checkbox"/> AEMT * <input checked="" type="checkbox"/> RN/Paramedic <p><u>Class:</u></p> <ul style="list-style-type: none"> * Narcotic analgesic. <p><u>Action:</u></p> <ul style="list-style-type: none"> * Analgesia and sedation. CNS depressant. Decreased sensitivity to Pain. <p><u>Route:</u></p> <ul style="list-style-type: none"> * IV/IM/IO. 	<p><u>Half-Life:</u></p> <ul style="list-style-type: none"> * 2-3 hours. <p><u>Contraindications:</u></p> <ul style="list-style-type: none"> * Hypersensitivity.
---	--

Indications:
Protocol 6-050 - Control of Painpage 75

<p><u>Adult dosage:</u></p> <ul style="list-style-type: none"> * 0.5-1 mg. May repeat at 0.5 mg every 15 min (max 2 mg). <ul style="list-style-type: none"> * greater than 65 yr old: Max 0.5 mg. <p><u>Pediatric dosage:</u></p> <ul style="list-style-type: none"> * Not indicated. 	<p><u>Precautions:</u></p> <ul style="list-style-type: none"> * Respiratory depression may last longer than analgesia. <p><u>Side effects:</u></p> <ul style="list-style-type: none"> * Bradycardia, respiratory depression, euphoria. <p><u>Antidote:</u></p> <ul style="list-style-type: none"> * Section 7-400 - Narcan (Naloxone) (page 142).
---	--

<p><u>DEA Number:</u> 9150</p> <p><u>Schedule:</u> II - High potential for abuse with severe dependence.</p> <p><u>Narcotic:</u> Yes.</p>	<p><u>Street names:</u></p> <ul style="list-style-type: none"> * Big D, Crazy 8, D, Dill, Dillies, Dilly, Drug Store Heroin, Dust, Footballs, Hillbilly Heroin, Hospital Heroin, Hydros, Juice, M2, M80s, Moose, Peaches, Shake and Bake, Smack, Super 8, White Triangles.
---	---

Citations: (About Drugs), (Sober Recovery), (Street Rx), (US Department of Justice, Drug Enforcement Administration, Office of Diversion Control)



Section 7-170 - Dopamine (Intropin)

<p><u>Scope of Practice:</u></p> <ul style="list-style-type: none"> * <input type="checkbox"/> EMD * <input type="checkbox"/> EMR * <input type="checkbox"/> EMT * <input type="checkbox"/> AEMT * <input checked="" type="checkbox"/> RN/Paramedic <p><u>Class:</u></p> <ul style="list-style-type: none"> * Sympathomimetic. <p><u>Action:</u></p> <ul style="list-style-type: none"> * Stimulates alpha and beta adrenergic receptors. Increases cardiac contractility. Causes peripheral vasoconstriction. <p><u>Route:</u></p> <ul style="list-style-type: none"> * IV/IO. 	<p><u>Half-Life:</u></p> <ul style="list-style-type: none"> * 2 minutes. <p><u>Contraindications:</u></p> <ul style="list-style-type: none"> * Hypovolemic shock where complete fluid resuscitation has not occurred. * Severe tachyarrhythmias. * Ventricular Fibrillation or Ventricular arrhythmias.
---	---

<p><u>Indications:</u></p> <p>Protocol 2-040 - Bradycardia (Bradycardia unresponsive to Atropine)..... page 18</p> <p>Protocol 2-060 - Post Resuscitative Care (Hypovolemic shock - only after complete fluid resuscitation) page 22</p> <p>Protocol 4-070 - Congestive Heart Failure (CHF) (Cardiogenic shock)..... page 46</p>

<p><u>Adult dosage:</u></p> <ul style="list-style-type: none"> * Beta effects (increased rate, contractility): 5-10 mcg/kg/min. * Alpha effects (vasoconstriction): 10-20 mcg/kg/min. <p><u>Colorado down and dirty Dopamine dose:</u></p> <ul style="list-style-type: none"> * With 1600 mg/ml mixture only. * $\frac{\text{(Patient's weight in pounds)}}{10} - 2 =$ ml/hr for 5 mcg/kg/min <p><u>Pediatric dosage:</u></p> <ul style="list-style-type: none"> * 5-20 mcg/kg/min. * Mix 6 mg/kg with enough D5W to make 100 ml. 	<p><u>Precautions:</u></p> <ul style="list-style-type: none"> * Ventricular irritability. <p><u>Side effects:</u></p> <ul style="list-style-type: none"> * Ventricular tachyarrhythmias. Hypertension. Angina, dyspnea, Headache, Nausea, vomiting. <p><u>Antidote:</u></p> <ul style="list-style-type: none"> * Rigitine.
--	---

<p><u>Citations:</u></p>

CMH/EMH EMS Dopamine Quick Reference Dosing/Sizing Sheet												
Patient Age	New	3 mo	6 mo	1 yr	2 yr	4 yr	6 yr	8 yr	10 yr	12 yr	14 yr	adult
Broslov Color	Grey	Pink	Red	Purple	Yellow	White	Blue	Orange	Green			
Patient Weight (lbs)	10 lbs	15 lbs	20 lbs	25 lbs	30 lbs	40 lbs	50 lbs	60 lbs	80 lbs	90 lbs	110 lbs	200 lbs
Patient Weight (kg)	5 kg	7 kg	9 kg	11 kg	14 kg	18 kg	23 kg	27 kg	36 kg	41 kg	50 kg	91 kg
												250 lbs
												114 kg
												136
Dopamine Beta Effects (Chronotropy, Inotropy, Dromotropy) [ml/hr]												
Beta	2 mcg/kg/min	0.4	0.6	0.7	0.9	1.1	1.4	1.8	2.1	2.7	3.1	3.8
Beta	4 mcg/kg/min	0.8	1.1	1.4	1.7	2.1	2.7	3.5	4.1	5.4	6.2	7.5
Beta	6 mcg/kg/min	1.2	1.6	2.1	2.5	3.2	4.1	5.2	6.1	8.1	9.3	11.3
Beta	8 mcg/kg/min	1.5	2.1	2.7	3.3	4.2	5.4	6.9	8.1	10.8	12.3	15.0
Dopamine Alpha Effects (Vasoconstriction) [ml/hr]												
Alpha	10 mcg/kg/min	1.9	2.7	3.4	4.2	5.3	6.8	8.7	10.2	13.5	15.4	18.8
Alpha	20 mcg/kg/min	3.8	5.3	6.8	8.3	10.5	13.5	17.3	20.3	27.0	30.8	37.5
Alpha	30 mcg/kg/min	5.7	7.9	10.2	12.4	15.8	20.3	25.9	30.4	40.5	46.2	56.3
Alpha	40 mcg/kg/min	7.5	10.5	13.5	16.5	21.0	27.0	34.5	40.5	54.0	61.5	75.0
Alpha	50 mcg/kg/min	9.4	13.2	16.9	20.7	26.3	33.8	43.2	50.7	67.5	76.9	93.8
												127.5
												170.7
												213.8
												255.0

Section 7-180 - Duoneb (Ipratropium and Albuterol, Combivent)

Scope of Practice:

- * EMD
- * EMR
- * EMT
- * AEMT
- * RN/Paramedic

Class:

- * Beta adrenergic. Anticholinergic.

Action:

- * Binds and stimulates beta-2 receptors, resulting in relaxation of bronchial smooth muscle, and antagonizes the acetylcholine receptor, producing bronchodilation.

Route:

- * Nebulized.

Half-Life:

- *

Contraindications:

- * Hypersensitivity to Ipratropium, Albuterol, or Atropine.
- * Allergy to soybeans or peanuts.
- * Closed angle glaucoma.
- * Bladder neck obstruction.
- * Prostatic hypertrophy.

Indications:

Protocol 4-020 - Anaphylaxis page 38
 Protocol 4-030 - Asthma page 39
 Protocol 4-060 - Chronic Obstructive Pulmonary Disease (COPD) page 45
 Protocol 4-070 - Congestive Heart Failure (CHF) page 46
 Section 7-040 - Albuterol (Proventil, Ventolin) (Bronchoconstriction refractory to Albuterol)..... page 103

Adult dosage:

- * 3 ml = 0.5 mg Ipratropium + 2.5 mg Albuterol (max 1 dose).

Pediatric dosage:

- * 3 ml = 0.25 mg Ipratropium + 2.5 mg Albuterol (max 1 dose).

Precautions:

- * Blood pressure, pulse, and EKG should be monitored. Use caution in patients with known heart disease. May cause paradoxical acute bronchospasm.

Side effects:

- * Palpitations, anxiety, Headache, dizziness, sweating, Tachycardia, cough, Nausea, arrhythmias, paradoxical acute bronchospasm.

Antidote:

- * Physostigmine.

Citations:



Section 7-190 - Epinephrine 1:1,000

<p><u>Scope of Practice:</u></p> <ul style="list-style-type: none"> * <input type="checkbox"/> EMD * <input type="checkbox"/> EMR * <input checked="" type="checkbox"/> EMT - Only auto-injector pen for anaphylaxis. * <input checked="" type="checkbox"/> AEMT - Only IM or SQ for anaphylaxis. * <input checked="" type="checkbox"/> RN/Paramedic <p><u>Class:</u></p> <ul style="list-style-type: none"> * Sympathomimetic. <p><u>Action:</u></p> <ul style="list-style-type: none"> * Binds with both alpha and beta receptors. Bronchodilation. <p><u>Route:</u></p> <ul style="list-style-type: none"> * SQ/IM/ET. 	<p><u>Half-Life:</u></p> <ul style="list-style-type: none"> * 2 minutes. <p><u>Contraindications:</u></p> <ul style="list-style-type: none"> * Cardiovascular disease. * Hypertension. * Pregnancy. * Patients with tachyarrhythmias. * CerebroVascular disease. * Diabetes.
---	---

<u>Indications:</u>	
Protocol 2-010 - Asystole	page 15
Protocol 2-070 - Pulseless Electrical Activity (PEA)	page 23
Protocol 2-140 - Ventricular Fibrillation (V-Fib or V-Tach)	page 30
Protocol 4-020 - Anaphylaxis	page 38
Protocol 4-030 - Asthma.....	page 39
Protocol 4-080 - Croup.....	page 47
Protocol 4-130 - Neonatal Resuscitation	page 53
Section 7-200 - Epinephrine 1:10,000	page 122

<p><u>Adult dosage:</u></p> <ul style="list-style-type: none"> * 0.3-0.5 mg (max 1 mg). <p><u>Pediatric dosage:</u></p> <ul style="list-style-type: none"> * 0.01 mg/kg (max 0.5 mg). * ET dose where IV access for Section 7-200 - Epinephrine 1:10,000 (page 122) concentration unavailable: 0.1 mg/kg. 	<p><u>Precautions:</u></p> <ul style="list-style-type: none"> * Medication should be protected from light. Blood pressure, pulse and EKG must be constantly monitored. <p><u>Side effects:</u></p> <ul style="list-style-type: none"> * Palpitations, Tachycardia, anxiousness, Headache, tremor, myocardial ischemia in older patients. Anxiety, Chest Pain, cardiac arrhythmias, Hypertension, Nausea, vomiting. <p><u>Antidote:</u></p> <ul style="list-style-type: none"> *
--	---

Citations: (Carnahan, Title 19 - Rules of Department of Health and Senior Services Division 30 - Division of regulation and licensure Chapter 40 - Comprehensive emergency medical systems regulations, 2012)



Section 7-200 - Epinephrine 1:10,000

Scope of Practice:

- * EMD
- * EMR
- * EMT
- * AEMT
- * RN/Paramedic

Class:

- * Sympathomimetic.

Action:

- * Binds with both alpha and beta receptors. Increases heart rate. Increases cardiac contractility. Causes bronchodilation.

Route:

- * IV/IO.
- * ET: see Section 7-190 - Epinephrine 1:1,000 (page 121).

Half-Life:

- * 2 minutes.

Contraindications:

- * None when used in emergency setting.

Indications:

Protocol 2-010 - Asystole	page 15
Protocol 2-040 - Bradycardia.....	page 18
Protocol 2-070 - Pulseless Electrical Activity (PEA)	page 23
Protocol 2-140 - Ventricular Fibrillation (V-Fib or V-Tach).....	page 30
Protocol 4-020 - Anaphylaxis	page 38
Protocol 4-130 - Neonatal Resuscitation.....	page 53
Protocol 6-025 - Cardiopulmonary Resuscitation (CPR).....	page 72
Section 7-340 - Labetalol (Nomadyne) (Overdose).....	page 135

Adult dosage:

- * Cardiac Arrest: 1 mg every 3-5 min.
- * Bradycardia: 2-10 mcg/min.
 - * Mix 1 mg in 250 ml NS. 2 mcg/min = 30 ml/hr. 10 mcg/min = 150 ml/hr.
- * Severe Anaphylaxis: 0.3 mg. Consider 05-15 mcg/min.

Pediatric dosage:

- * Cardiac Arrest: 0.01 mg/kg every 3-5 min.
- * Bradycardia: 0.01 mg/kg every 3-5 min.
- * Severe Anaphylaxis: 0.1-1 mcg/kg/min.

Precautions:

- * Medication should be protected from light. Can be deactivated by alkaline solutions.

Side effects:

- * Tachyarrhythmias. Palpitations. Anxiety, Chest Pain, Hypertension, Nausea, vomiting, Headache.

Antidote:

- *

Citations:



Section 7-210 - Epinephrine Racemic (Micronefrin)

<p><u>Scope of Practice:</u></p> <ul style="list-style-type: none"> * <input type="checkbox"/> EMD * <input type="checkbox"/> EMR * <input type="checkbox"/> EMT * <input type="checkbox"/> AEMT * <input checked="" type="checkbox"/> RN/Paramedic <p><u>Class:</u></p> <ul style="list-style-type: none"> * Nonselective alpha and beta agonist. <p><u>Action:</u></p> <ul style="list-style-type: none"> * Arteriole constriction. Positive inotrope. Positive chronotrope. Bronchial smooth muscle relaxant. Blocks histamine release. Inhibits insulin secretion. Relaxes GI smooth muscle. <p><u>Route:</u></p> <ul style="list-style-type: none"> * Nebulized. 	<p><u>Half-Life:</u></p> <ul style="list-style-type: none"> * 2 minutes. <p><u>Contraindications:</u></p> <ul style="list-style-type: none"> * Glaucoma. * Elderly. * Cardiac disease. * Hypertension. * Thyroid disease. * Diabetes. * Sensitivity to sulfites.
---	--

Indications:
 Protocol 4-080 - Croup (Croup with moderate to severe respiratory distress)page 47

<p><u>Dosage:</u></p> <ul style="list-style-type: none"> * 0.5 ml mixed with 3 ml NS. 	<p><u>Precautions:</u></p> <ul style="list-style-type: none"> * Observe 2-4hrs after administration. <p><u>Side effects:</u></p> <ul style="list-style-type: none"> * Palpitations, anxiety, Headache, Hypertension, Nausea, vomiting, arrhythmias, rebound edema. Dizziness, tremor, Tachycardia. <p><u>Antidote:</u></p> <ul style="list-style-type: none"> *
--	---

Citations:



Section 7-220 - Etomidate (Amidate)

Scope of Practice:

- * EMD
- * EMR
- * EMT
- * AEMT
- * RN/Paramedic

Class:

- * Sedative, non-barbiturate hypnotic.

Action:

- * Unknown GABA-like effects. No analgesic effects. Has few Cardiovascular or respiratory effects. Cerebro-protective decreases ICP, IOP.

Route:

- * IV/IO.

Half-Life:

- * 75 minutes.

Contraindications:

- * Hypersensitivity.
- * Sepsis.

Indications:

Protocol 6-110 - Rapid Sequence Intubation (RSI) (Sedation prior to Intubation)..... page 88

Dosage:

- * 0.3 mg/kg.

Precautions:

- * Single dose only. Marked hypotension. Severe Asthma.

Side effects:

- * Myoclonic skeletal muscle movements. Apnea. Hypertension, hypotension, dysrhythmias. Nausea, vomiting, hiccups, snoring. Adrenal insufficiency, laryngospasm, cardiac arrhythmias.

Antidote:

- *

Citations:



Section 7-230 - Fentanyl (Sublimaze)

<p><u>Scope of Practice:</u></p> <ul style="list-style-type: none"> * <input type="checkbox"/> EMD * <input type="checkbox"/> EMR * <input type="checkbox"/> EMT * <input type="checkbox"/> AEMT * <input checked="" type="checkbox"/> RN/Paramedic <p><u>Class:</u></p> <ul style="list-style-type: none"> * Narcotic analgesic. <p><u>Action:</u></p> <ul style="list-style-type: none"> * Binds to opiate receptors. Analgesia and sedation. Central nervous system depressant. Decreased sensitivity to Pain. <p><u>Route:</u></p> <ul style="list-style-type: none"> * IV/IN/IM/IO. 	<p><u>Half-Life:</u></p> <ul style="list-style-type: none"> * IV: 10-20 minutes * IN: 6.5 minutes. <p><u>Contraindications:</u></p> <ul style="list-style-type: none"> * Hypersensitivity.
--	---

Indications:

Protocol 2-020 - Atrial Fibrillation (A-Fib) or Atrial Flutter.....	page 16
Protocol 2-040 - Bradycardia.....	page 18
Protocol 2-050 - Chest Discomfort.....	page 19
Protocol 2-060 - Post Resuscitative Care	page 22
Protocol 2-080 - Tachycardia Narrow Stable	page 24
Protocol 2-090 - Tachycardia Narrow Unstable	page 25
Protocol 2-100 - Tachycardia Wide Stable.....	page 26
Protocol 2-110 - Tachycardia Wide Unstable.....	page 27
Protocol 2-120 - Torsades de Pointes	page 28
Protocol 3-030 - Hypothermia	page 35
Protocol 4-010 - Abdominal Pain	page 37
Protocol 5-070 - Head Trauma	page 64
Protocol 6-050 - Control of Pain	page 75
Protocol 6-110 - Rapid Sequence Intubation (RSI)	page 88
Section 8-080 - Endotracheal Tube (ET).....	page 183
Section 8-160 - King LTSD Airway.....	page 192
Section 8-170 - Laryngeal Mask Airway (LMA) Supreme	page 193

<p><u>Adult dosage:</u></p> <ul style="list-style-type: none"> * 50 mcg every 5-20 min PRN for Pain (max 300 mcg). Maximum of 50 mcg per dose. * <u>Greater than 65 yr:</u> 25-50 mcg (max 150 mcg). <p><u>Pediatric dosage:</u></p> <ul style="list-style-type: none"> * 0.5-2 mcg/kg. 	<p><u>Precautions:</u></p> <ul style="list-style-type: none"> * Respiratory depression may last longer than the analgesic effects. Narcan should be available. Give slowly, rapid injection could cause rigid Chest syndrome (usually occurs when dose is greater than 200 mcg). Use with caution in traumatic brain injury. <p><u>Side effects:</u></p> <ul style="list-style-type: none"> * Bradycardia, respiratory depression, euphoria. Hypotension, Nausea, vomiting, dizziness, sedation, Bradycardia, Tachycardia, palpitations, Hypertension, diaphoresis, syncope. Possible beneficial effect in pulmonary edema. <p><u>Antidote:</u></p> <ul style="list-style-type: none"> * Section 7-400 - Narcan (Naloxone) (page 142).
--	---

<p><u>DEA Number:</u> 9801</p> <p><u>Schedule:</u> II - High potential for abuse with severe dependence.</p> <p><u>Narcotic:</u> Yes.</p>	<p><u>Street names:</u></p> <ul style="list-style-type: none"> * Apache, China Girls, China Town, China White, Dance Fever, Fent, Friend, Goodfellas, Great Bear, HeMan, Jackpot, King Ivory, Magic, Murder 8, Perc-A-Pop, Poison, Tango and Cash, TNT.
---	--

Citations: (About Drugs), (Borland, Bergesio, Pascoe, Turner, & Woodger, 2005), (Citizens Memorial Hospital, 2013), (Cox Paramedics, 2014), (Finn, et al., 2004), (O'Donnell, et al., 2013), (Sober Recovery), (Street Rx), (US Department of Justice, Drug Enforcement Administration, Office of Diversion Control)

Section 7-240 - Glucagon

Scope of Practice:

- * EMD
- * EMR
- * EMT
- * AEMT - Only IM for hypoglycemia.
- * RN/Paramedic

Class:

- * Other endocrine/metabolism.

Action:

- * Converts hepatic glycogen to Glucose.

Route:

- * IM/SQ/IV/IO.

Half-Life:

*

Contraindications:

- * Pheochromocytoma.
- * Insulinoma.

Indications:

Protocol 4-120 - Hypoglycemia

(Severe Hypoglycemia when unable to establish vascular access) page 52

Protocol 4-140 - Poisoning or Overdose (Beta-Blocker Overdose) page 54

Adult dosage:

- * Hypoglycemia: 1 mg. May repeat once after 20 min.
- * Beta-Blocker Overdose: 2-5 mg. May repeat at 10 mg if Bradycardia and hypotension recur.

Pediatric dosage:

- * Hypoglycemia: 0.5 mg. May repeat once after 20 min.
- * Beta-Blocker Overdose: 30-150 mcg/kg (max 5 mg).

Precautions:

- * May cause severe rebound hyperglycemia.

Side effects:

- * Hypotension. Nausea/vomiting. Urticaria. Respiratory distress. Tachycardia.

Antidote:

*

Citations:



Section 7-250 - Glucose

<p><u>Scope of Practice:</u></p> <ul style="list-style-type: none"> * <input type="checkbox"/> EMD * <input type="checkbox"/> EMR * <input checked="" type="checkbox"/> EMT * <input checked="" type="checkbox"/> AEMT * <input checked="" type="checkbox"/> RN/Paramedic <p><u>Class:</u></p> <ul style="list-style-type: none"> * Carbohydrate. <p><u>Action:</u></p> <ul style="list-style-type: none"> * Elevates blood sugar levels. <p><u>Route:</u></p> <ul style="list-style-type: none"> * PO. 	<p><u>Half-Life:</u></p> <ul style="list-style-type: none"> * <p><u>Contraindications:</u></p> <ul style="list-style-type: none"> * Patients with altered level of consciousness that cannot protect Airway.
---	--

Indications:
Protocol 4-120 - Hypoglycemia.....page 52

<p><u>Dosage:</u></p> <ul style="list-style-type: none"> * 15 g. 	<p><u>Precautions:</u></p> <ul style="list-style-type: none"> * If alcohol abuse is suspected, then Glucose should be given after 100mg of Thiamine is administered. <p><u>Side effects:</u></p> <ul style="list-style-type: none"> * None. <p><u>Antidote:</u></p> <ul style="list-style-type: none"> *
---	---

Citations: (Carnahan, Title 19 - Rules of Department of Health and Senior Services Division 30 - Division of regulation and licensure Chapter 40 - Comprehensive emergency medical systems regulations, 2012)



Section 7-260 - Haldol (Haloperidol)

Scope of Practice:

- * EMD
- * EMR
- * EMT
- * AEMT
- * RN/Paramedic

Class:

- * Antipsychotic.

Action:

- * Competitive postsynaptic Dopamine receptor blocker.

Route:

- * IV/IM/IO.

Half-Life:

- * 10-30 hours.

Contraindications:

- * Parkinson's disease.
- * Severe CNS depression.
- * Comatose states.

Indications:

Protocol 4-040 - Behavioral (Agitation) (Aggressive behavior)..... page 40

Adult dosage:

- * Mild agitation: 2-5 mg.
- * Moderate to severe agitation: 5 mg.

Pediatric dosage:

- * Not recommended.

Precautions:

- * Severe Cardiovascular disorders due to possible hypotension. If vasopressor is needed, use norEpinephrine.
- * May prolong QT interval. 12-lead is indicated after administration.

Side effects:

- * Prolongation of QT. Drowsiness, tardive dyskinesia, hypotension, Hypertension, Tachycardia, Torsades, de Pointes.
- * Possible Extra-Pyramidal Symptoms (EPS) / dystonic reactions.
 - * EPS is a movement disorder such as the inability to move or restlessness.
 - * Treat with Section 7-090 - Benadryl (Diphenhydramine) (page 108).

Antidote:

*

Citations:



Section 7-270 - Heparin

<p><u>Scope of Practice:</u></p> <ul style="list-style-type: none"> * <input type="checkbox"/> EMD * <input type="checkbox"/> EMR * <input type="checkbox"/> EMT * <input type="checkbox"/> AEMT * <input checked="" type="checkbox"/> RN/Paramedic <p><u>Class:</u></p> <ul style="list-style-type: none"> * Anticoagulant. <p><u>Action:</u></p> <ul style="list-style-type: none"> * Inhibition of Thrombin. Acts on antithrombin III to reduce ability to clot. <p><u>Route:</u></p> <ul style="list-style-type: none"> * IV. 	<p><u>Half-Life:</u></p> <ul style="list-style-type: none"> * 1.5 hours. <p><u>Contraindications:</u></p> <ul style="list-style-type: none"> * Previously given low molecular weight Heparin. * Dissecting thoracic aortic aneurysm. * Peptic ulceration.
---	---

<p><u>Indications:</u></p> <p>Protocol 2-050 - Chest Discomfort (New Chest Pain suggestive of an acute myocardial infarction)page 19</p>
--

<p><u>Adult dosage:</u></p> <ul style="list-style-type: none"> * 60 u/kg followed by 12 u/kg/hr (max 4,000 u bolus and 1,000 u/hr). <p><u>Pediatric dosage:</u></p> <ul style="list-style-type: none"> * Not indicated. 	<p><u>Precautions:</u></p> <ul style="list-style-type: none"> * Oral anticoagulants. <p><u>Side effects:</u></p> <ul style="list-style-type: none"> * Bleeding. <p><u>Antidote:</u></p> <ul style="list-style-type: none"> * Protamine sulfate.
---	--

<p><u>Citations:</u></p>



Section 7-280 - Hydralazine (Apresoline)

Section 7-280 - Hydralazine (Apresoline)

Scope of Practice:

- * EMD
- * EMR
- * EMT
- * AEMT
- * RN/Paramedic

Class:

- * Vasodilator.

Action:

- * Directly dilates peripheral blood vessels.

Route:

- * IV/IO/IM.

Half-Life:

- * 2-8 hours.

Contraindications:

- * Taking diazoxide or MAOIs.
- * Coronary artery disease.
- * Stroke.
- * Angina
- * Aortic aneurysm.
- * Heart disease.

Indications:

Protocol 4-110 - Hypertension

(Hypertensive crisis or associated with preeclampsia and eclampsia) page 51

Adult dosage:

- * Preeclampsia and eclampsia: 5-10 mg. Repeat every 20-30 min until SBP less than 105.
- * Hypertension: 10-20 mg.

Pediatric dosage:

- * Hypertension: 0.1-0.2 mg/kg (max 20 mg).

Precautions:

- * May cause reflex Tachycardia.

Side effects:

- * Headache, angina, flushing, palpitations, Tachycardia, anorexia, Nausea, vomiting, diarrhea, hypotension, syncope, vasodilation, edema, paresthesias.

Antidote:

- *

Citations:



Section 7-300 - Ibuprofen (Advil, Pediaprofen)

<p><u>Scope of Practice:</u></p> <ul style="list-style-type: none"> * <input type="checkbox"/> EMD * <input type="checkbox"/> EMR * <input type="checkbox"/> EMT * <input type="checkbox"/> AEMT * <input checked="" type="checkbox"/> RN/Paramedic <p><u>Class:</u></p> <ul style="list-style-type: none"> * NSAID. <p><u>Action:</u></p> <ul style="list-style-type: none"> * Inhibits cyclooxygenase and lipoxygenase and reduces prostaglandin synthesis. <p><u>Route:</u></p> <ul style="list-style-type: none"> * PO. 	<p><u>Half-Life:</u></p> <ul style="list-style-type: none"> * 1.8-2 hours. <p><u>Contraindications:</u></p> <ul style="list-style-type: none"> * ASA/NSAID induced Asthma. * History of GI bleeds. * Renal insufficiency.
---	---

<p><u>Indications:</u></p> <p>Protocol 4-100 - Fever (Fever greater than 102 degrees F)page 50 Section 7-010 - Acetaminophen (Tylenol) (Acetaminophen has been ineffective or given within last 4hrs)page 100</p>

<p><u>Adult dosage:</u></p> <ul style="list-style-type: none"> * 200-400 mg every 4-6 hrs. <p><u>Pediatric dosage:</u></p> <ul style="list-style-type: none"> * 10 mg/kg. 	<p><u>Precautions:</u></p> <ul style="list-style-type: none"> * Caution in Hypertension, CHF. Avoid in patients currently taking anticoagulants such as Coumadin. <p><u>Side effects:</u></p> <ul style="list-style-type: none"> * Anaphylaxis, Abdominal Pain, Nausea, Headache, dizziness, rash. <p><u>Antidote:</u></p> <ul style="list-style-type: none"> *
---	---

Citations: (Cox Paramedics, 2014)



Section 7-320 - Ipratropium (Atrovent)

Scope of Practice:

- * EMD
- * EMR
- * EMT
- * AEMT
- * RN/Paramedic

Class:

- * Beta adrenergic.

Action:

- * Binds and stimulates beta-2 receptors, resulting in relaxation of bronchial smooth muscle, producing bronchodilation.

Route:

- * Nebulized.

Half-Life:

- * 2 hours.

Contraindications:

- * Hypersensitivity to Ipratropium, Albuterol, or Atropine.
- * Allergy to soybeans or peanuts.
- * Closed angle glaucoma.
- * Bladder neck obstruction.
- * Prostatic hypertrophy.

Indications:

Protocol 4-020 - Anaphylaxis	page 38
Protocol 4-030 - Asthma.....	page 39
Protocol 4-060 - Chronic Obstructive Pulmonary Disease (COPD).....	page 45
Protocol 4-070 - Congestive Heart Failure (CHF).....	page 46
Section 7-040 - Albuterol (Proventil, Ventolin) (Bronchoconstriction refractory to Albuterol).....	page 103
Section 7-180 - Duoneb (Ipratropium and Albuterol, Combivent)	page 120

Adult dosage:

- * 0.5 mg (max 1 dose).

Pediatric dosage:

- * 0.25 mg (max 1 dose).

Precautions:

- * Blood pressure, pulse, and EKG should be monitored. Use caution in patients with known heart disease. May cause paradoxical acute bronchospasm.

Side effects:

- * Palpitations, anxiety, Headache, dizziness, sweating, Tachycardia, cough, Nausea, arrhythmias, paradoxical acute bronchospasm.

Antidote:

- * Physostigmine (Antilirium).

Citations:



Section 7-330 - Ketamine (Ketalar)

<p><u>Scope of Practice:</u></p> <ul style="list-style-type: none"> * <input type="checkbox"/> EMD * <input type="checkbox"/> EMR * <input type="checkbox"/> EMT * <input type="checkbox"/> AEMT * <input checked="" type="checkbox"/> RN/Paramedic <p><u>Class:</u></p> <ul style="list-style-type: none"> * Dissociative anesthetic. NMDA receptor antagonist. <p><u>Action:</u></p> <ul style="list-style-type: none"> * Produces state of anesthesia while maintaining Airway reflexes, heart rate, and blood pressure. Acts on cortex and limbic receptors, producing dissociative analgesia and sedation. Higher doses act on the Mu opioid receptor. <p><u>Route:</u></p> <ul style="list-style-type: none"> * IV/IO/IM. 	<p><u>Half-Life:</u></p> <ul style="list-style-type: none"> * 2.5-3 hours. <p><u>Contraindications:</u></p> <ul style="list-style-type: none"> * Hypersensitivity.
---	--

<p><u>Indications:</u></p> <p>Protocol 4-040 - Behavioral.....page 40</p> <p>Protocol 6-050 - Control of Pain (Pain and anesthesia for procedures of short duration)page 75</p> <p>Protocol 6-110 - Rapid Sequence Intubation (RSI)page 88</p>
--

<p><u>Analgesic dosage:</u></p> <ul style="list-style-type: none"> * <u>IV/IO:</u> 0.1-0.2 mg/kg. * <u>IM:</u> 0.8-1.0 mg/kg. <p><u>Dissociative dosage:</u></p> <ul style="list-style-type: none"> * <u>IV/IO:</u> 1-2 mg/kg. Produces dissociation within 30 sec lasting 5-10 min. * <u>IM:</u> 4-5 mg/kg. Produces dissociation within 3-4 min lasting 12-25 min. <p><u>Over 65 yr old:</u> Half doses above.</p>	<p><u>Precautions:</u></p> <ul style="list-style-type: none"> * Use caution in patients where significant hypertension would be hazardous (i.e. stroke, head trauma, ICP, MI). * Glaucoma, hypovolemia, dehydration, cardiac disease. <p><u>Side effects:</u></p> <ul style="list-style-type: none"> * Emergence phenomena, Hypertension, Tachycardia, hypotension, Bradycardia, arrhythmias, respiratory depression, apnea, laryngospasms, tonic/clonic movements, vomiting. <p><u>Antidote:</u></p> <ul style="list-style-type: none"> *
--	---

<p><u>DEA Number:</u> 7285</p> <p><u>Schedule:</u> III - Potential for abuse with moderate dependence.</p> <p><u>Narcotic:</u> No.</p>	<p><u>Street names:</u></p> <ul style="list-style-type: none"> * Black Hole, Bump, Cat Killer, Cat Valium, Coke, Green, Honey Oil, Jet, K Hole, K, Ket, Kit Kat, Kitty Flipping, Purple, Special K, Special LA, Super Acid, Super C, Vitamin K.
--	--

Citations: (About Drugs), (Filanovsky, Miller, & Kao, 2010), (Flower & Hellings, 2012), (Sober Recovery), (Street Rx), (US Department of Justice, Drug Enforcement Administration, Office of Diversion Control)

CMH/EMH EMS Ketamine Quick Reference Dosing/Sizing Sheet

Patient Age	New	3 mo	6 mo	1 yr	2 yr	4 yr	6 yr	8 yr	10 yr	12 yr	14 yr	adult	adult	adult
Broslow Color	Grey	Pink	Red	Purple	Yellow	White	Blue	Orange	Green					
Patient Weight (lbs)	10 lbs	15 lbs	20 lbs	25 lbs	30 lbs	40 lbs	50 lbs	60 lbs	80 lbs	90 lbs	110 lbs	150 lbs	200 lbs	250 lbs
Patient Weight (kg)	5 kg	7 kg	9 kg	11 kg	14 kg	18 kg	23 kg	27 kg	36 kg	41 kg	50 kg	68 kg	91 kg	114 kg

- 1) Waste 1 ml from 10 ml NS flush.
- 2) Draw 1 ml from 500 mg / 10 ml vial of Ketamine.
- 3) Concentration is now 50 mg / 10 ml (5 mg/ml).

Low Analgesic Dosage															
Dose (mg)															
0.1 mg/kg	0.5	0.7	0.9	1.1	1.4	1.8	2.3	2.7	3.6	4.1	5.0	6.8	9.1	11.4	13.6
Amount (ml)															
5 mg/ml	2.5	3.5	4.5	5.5	7.0	9.0	11.5	13.5	18.0	20.5	25.0	34.0	45.5	57.0	68.0

High Analgesic Dosage															
Dose (mg)															
0.2 mg/kg	1.0	1.4	1.8	2.2	2.8	3.6	4.6	5.4	7.2	8.2	10.0	13.6	18.2	22.8	27.2
Amount (ml)															
5 mg/ml	5.0	7.0	9.0	11.0	14.0	18.0	23.0	27.0	36.0	41.0	50.0	68.0	91.0	114.0	136.0

Section 7-340 - Labetalol (Nomadyne)

<p><u>Scope of Practice:</u></p> <ul style="list-style-type: none"> * <input type="checkbox"/> EMD * <input type="checkbox"/> EMR * <input type="checkbox"/> EMT * <input type="checkbox"/> AEMT * <input checked="" type="checkbox"/> RN/Paramedic <p><u>Class:</u></p> <ul style="list-style-type: none"> * Antihypertensive. <p><u>Action:</u></p> <ul style="list-style-type: none"> * Alpha and beta blockade. Binds with alpha-1, beta-1, and beta-2 receptors in vascular smooth muscle. Inhibits strength of heart's contractions and rate. <p><u>Route:</u></p> <ul style="list-style-type: none"> * IV/IO. 	<p><u>Half-Life:</u></p> <ul style="list-style-type: none"> * 5.5 hours. <p><u>Contraindications:</u></p> <ul style="list-style-type: none"> * Bronchial Asthma. * Heart block. * Cardiogenic shock. * Bradycardia. * Hypotension. * Pulmonary edema. * Heart failure. * Sick Sinus Syndrome.
--	--

<p><u>Indications:</u></p> <p>Protocol 4-110 - Hypertension.....page 51</p>

<p><u>Adult dosage:</u></p> <ul style="list-style-type: none"> * 20 mg over 2 min while patient is supine. <p><u>Pediatric dosage:</u></p> <ul style="list-style-type: none"> * 0.4-1 mg/kg/hr (max 3 mg/kg/hr). 	<p><u>Precautions:</u></p> <ul style="list-style-type: none"> * Blood pressure should be constantly monitored. Cannot give at the same time with Section 7-360 - Lasix (Furosemide) (page 137). <p><u>Side effects:</u></p> <ul style="list-style-type: none"> * Dizziness, flushing, Nausea, Headaches, weakness, postural hypotension. Hypotension, vomiting, bronchospasm, arrhythmia, Bradycardia, AV block. <p><u>Antidote:</u></p> <ul style="list-style-type: none"> * Section 7-200 - Epinephrine 1:10,000 (page 122). * Section 7-240 - Glucagon (page 126).
--	---

<p><u>Citations:</u></p>



Section 7-350 - Lactated Ringers (LR)

Scope of Practice:

- * EMD
- * EMR
- * EMT
- * AEMT
- * RN/Paramedic

Class:

- * Crystalloid solution.

Action:

- *

Route:

- * IV/IO.

Half-Life:

- *

Contraindications:

- * None.

Indications:

Protocol 3-020 - Hyperthermia	page 34
Protocol 5-020 - Abdominal Trauma	page 59
Protocol 5-030 - Burns	page 60
Protocol 5-040 - Chest Trauma	page 61
Protocol 5-050 - Extremity Trauma	page 62
Protocol 5-080 - Spinal Trauma	page 65
Protocol 5-090 - Trauma Arrest	page 67
Protocol 6-040 - Control of Nausea	page 74
Protocol 6-050 - Control of Pain	page 75
Protocol 6-110 - Rapid Sequence Intubation (RSI)	page 88
Section 7-470 - Oxytocin (Pitocin)	page 147

Adult dosage:

- * 500-1,000 ml for volume replacement.

Pediatric dosage:

- * 20 ml/kg for volume replacement (max x3).

Precautions:

- * NA.

Side effects:

- * Pulmonary Edema.

Antidote:

- *

Citations: (Laszlo, et al., 2006), (Phillips, et al., 2009), (Schott, 2010), (Todd & Malinoski, 2007)



Section 7-360 - Lasix (Furosemide)

<p><u>Scope of Practice:</u></p> <ul style="list-style-type: none"> * <input type="checkbox"/> EMD * <input type="checkbox"/> EMR * <input type="checkbox"/> EMT * <input type="checkbox"/> AEMT * <input checked="" type="checkbox"/> RN/Paramedic <p><u>Class:</u></p> <ul style="list-style-type: none"> * Potent diuretic. <p><u>Action:</u></p> <ul style="list-style-type: none"> * Inhibits reabsorption of sodium chloride. Promotes prompt diureses. Vasodilation. Decreases absorption of water and increased production of urine. <p><u>Route:</u></p> <ul style="list-style-type: none"> * IV/IO/IM. 	<p><u>Half-Life:</u></p> <ul style="list-style-type: none"> * 100 minutes. <p><u>Contraindications:</u></p> <ul style="list-style-type: none"> * Pregnancy. * Dehydration.
--	---

Indications:
Protocol 4-070 - Congestive Heart Failure (CHF) (Pulmonary edema)page 46

<p><u>Adult dosage:</u></p> <ul style="list-style-type: none"> * 40 mg. * If on oral diuretics: Double that prescribed dose and give IV. <p><u>Pediatric dosage:</u></p> <ul style="list-style-type: none"> * 1-2 mg/kg. 	<p><u>Precautions:</u></p> <ul style="list-style-type: none"> * Should be protected from light. Dehydration. * May prolong QT interval. 12-lead is indicated after administration. <p><u>Side effects:</u></p> <ul style="list-style-type: none"> * Hypotension. <p><u>Antidote:</u></p> <ul style="list-style-type: none"> *
---	--

Citations:



Section 7-370 - Lidocaine (Xylocaine)

Scope of Practice:

- * EMD
- * EMR
- * EMT
- * AEMT
- * RN/Paramedic

Class:

- * Antiarrhythmic.

Action:

- * Blocks sodium channels, increasing recovery period after repolarization. Suppresses automaticity in the His-Purkinje system and depolarization in the ventricles.

Route:

- * IV/IO/ET/topical.

Half-Life:

- * 1.5-2 hours.

Contraindications:

- * High degree heart blocks.
- * PVCs in conjunction with Bradycardia.
- * Bleeding.

Indications:

Protocol 2-100 - Tachycardia Wide Stable	page 26
Protocol 2-130 - Ventricular Ectopy (Ventricular arrhythmias when Amiodarone is not available)	page 29
Protocol 2-140 - Ventricular Fibrillation (V-Fib or V-Tach) (Cardiac Arrest from VF/VT).....	page 30
Protocol 5-070 - Head Trauma (Premedication for Intubation to help prevent increased ICP)	page 64
Protocol 6-025 - Cardiopulmonary Resuscitation (CPR).....	page 72
Protocol 6-110 - Rapid Sequence Intubation (RSI)	page 88
Section 8-135 - Intraosseous (IO) Needle.....	page 188

Adult dosage:

- * Pulseless VT/VF: 1-1.5 mg/kg repeat at 0.5-0.75 mg/kg every 5-10 min (max 3 mg/kg).
- * Post-code: 1-4 mg/min (max 300 mg/hr).
- * Arrhythmias: 0.5-0.75 mg/kg. Maintain at 1-4 mg/min.
- * **Intubation** prophylaxis: 1.5 mg/kg.

Pediatric dosage:

- * Pulseless VT/VF: 1 mg/kg (max 100 mg).
- * Post-code: 20-50 mcg/kg/min.
- * Arrhythmias: 1 mg/kg. Maintain at 20-50 mcg/min.
- * **Intubation** prophylaxis: 1 mg/kg.

Precautions:

- * Monitor for CNS toxicity. Liver disease or greater than 70yrs old: reduce dosage by 50%. Use with caution in Bradycardia, hypovolemia, shock, Adams-Stokes, Wolff-Parkinson-White.

Side effects:

- * Anxiety, drowsiness, dizziness, confusion, Nausea, vomiting, convulsions, widening of QRS. Arrhythmias, hypotension.

Antidote:

- *

Citations:



CMH/EMH EMS Quick Ref**Lidocaine Infusion**

Drip	1 mg/min	15.0 ml/hr
Drip	2 mg/min	30.0 ml/hr
Drip	3 mg/min	45.0 ml/hr
Drip	4 mg/min	60.0 ml/hr

Section 7-380 - Magnesium Sulfate

Scope of Practice:

- * EMD
- * EMR
- * EMT
- * AEMT
- * RN/Paramedic

Class:

- * Anticonvulsant. Smooth muscle relaxer.

Action:

- * CNS depressant. Cofactor in neurochemical transmission and muscular excitability. Controls Seizure by blocking peripheral neuromuscular transmission. Peripheral vasodilator and platelet inhibitor.

Route:

- * IV/IO/IM.

Half-Life:

*

Contraindications:

- * Heart block.
- * Recent MI.
- * Renal insufficiency or renal failure.
- * GI obstruction.

Indications:

Protocol 2-100 - Tachycardia Wide Stable	page 26
Protocol 2-110 - Tachycardia Wide Unstable	page 27
Protocol 2-120 - Torsades de Pointes.....	page 28
Protocol 2-140 - Ventricular Fibrillation (V-Fib or V-Tach) (Refractory V-Fib/ V-Tach).....	page 30
Protocol 4-030 - Asthma.....	page 39
Protocol 4-060 - Chronic Obstructive Pulmonary Disease (COPD).....	page 45
Protocol 4-110 - Hypertension (Eclampsia).....	page 51
Section 7-040 - Albuterol (Proventil, Ventolin) (Asthma refractory to Albuterol).....	page 103

Adult dosage:

- * Torsades de Pointes: 1-2 g over 15 min. Followed with 0.5-1 g/hr.
- * Eclampsia: 4-6 g over 30 min. Followed by 1-2 g/hr.
- * Status Asthmaticus: 2 g over 20 min.

Pediatric dosage:

- * Torsades de Pointes: 25-50 mg/kg over 15 min (max 2 g).
- * Status Asthmaticus: 25-50 mg/kg over 20 min (max 2 g).

Precautions:

- * Digitalis. Hypotension. Magnesium toxicity.

Side effects:

- * Respiratory depression. Drowsiness.

Antidote:

- * Section 7-100 - Calcium Chloride (Calciject) (page 109).
- * Section 7-240 - Glucagon (page 126).

Citations:



Section 7-390 - Morphine

<p><u>Scope of Practice:</u></p> <ul style="list-style-type: none"> * <input type="checkbox"/> EMD * <input type="checkbox"/> EMR * <input type="checkbox"/> EMT * <input type="checkbox"/> AEMT * <input checked="" type="checkbox"/> RN/Paramedic <p><u>Class:</u></p> <ul style="list-style-type: none"> * Opiate. <p><u>Action:</u></p> <ul style="list-style-type: none"> * CNS depressant. Causes peripheral vasodilation. Decreases sensitivity to Pain. Binds with opioid receptors. Depresses vasomotor centers of brain. Releases histamine. Reduces stimulation of sympathetic nervous system. <p><u>Route:</u></p> <ul style="list-style-type: none"> * IV/IO/IM/SQ. 	<p><u>Half-Life:</u></p> <ul style="list-style-type: none"> * 1-2 min onset. * 2-3 hours. <p><u>Contraindications:</u></p> <ul style="list-style-type: none"> * Head injury. * Volume depletion. * Undiagnosed Abdominal Pain.
--	---

<p><u>Indications:</u></p> <p>Protocol 2-050 - Chest Discomfort.....page 19</p> <p>Protocol 6-050 - Control of Painpage 75</p>
--

<p><u>Adult dosage:</u></p> <ul style="list-style-type: none"> * 2-5 mg (max 10 mg). <p><u>Pediatric dosage:</u></p> <ul style="list-style-type: none"> * 0.1-0.2 mg/kg. 	<p><u>Precautions:</u></p> <ul style="list-style-type: none"> * May worsen Bradycardia and heart block in patients with acute inferior wall MI. Acute Asthma. <p><u>Side effects:</u></p> <ul style="list-style-type: none"> * Dizziness. ALOC. Respiratory depression. Hypotension. Nausea. Vomiting, lightheadedness, sedation, diaphoresis, euphoria, dysphoria. Possible beneficial effect in pulmonary edema. <p><u>Antidote:</u></p> <ul style="list-style-type: none"> * Section 7-400 - Narcan (Naloxone) (page 142).
--	--

<p><u>DEA Number:</u> 9300</p> <p><u>Schedule:</u> II - High potential for abuse with severe dependence.</p> <p><u>Narcotic:</u> Yes.</p>	<p><u>Street names:</u></p> <ul style="list-style-type: none"> * C & M, Cotton Brothers, Dreamer, Emsel, First Line, God’s Drug, Hows, M, Miss Emma, Mister Blue, Morf, Morpho, MS, New Jack Swing, Unkie.
---	---

Citations: (About Drugs), (Citizens Memorial Hospital, 2013), (Cox Paramedics, 2014), (Sober Recovery), (Street Rx), (US Department of Justice, Drug Enforcement Administration, Office of Diversion Control)



Section 7-400 - Narcan (Naloxone)

Scope of Practice:

- * EMD
- * EMR
- * EMT - Only IN for narcotic overdose causing respiratory depression when unable to ventilate.
- * AEMT - Only IN/IM/IV for narcotic overdose causing respiratory depression when unable to ventilate.
- * RN/Paramedic

Class:

- * Narcotic antagonist.

Action:

- * Binds to opioid receptor and blocks the effect of Narcotics.

Route:

- * IV/IO/IN/IM/SQ/ET.

Half-Life:

- * 1-1.5 hours.

Contraindications:

- * Hypersensitivity.

Indications:

Protocol 4-130 - Neonatal Resuscitation..... page 53
 Protocol 4-140 - Poisoning or Overdose (Narcotic Overdoses)..... page 54
 Can include: Darvon, Demerol, Dilaudid, Fentanyl, Heroin, Methadone, Morphine, Nubain, Paregoric, Percodan, Stadol, Talwin, Tylenol 3, Tylox.
 Protocol 6-025 - Cardiopulmonary Resuscitation (CPR) page 72
 Section 7-160 - Dilaudid (Hydromorphone) (Overdose)..... page 117
 Section 7-230 - Fentanyl (Sublimaze) (Overdose)..... page 125
 Section 7-390 - Morphine (Overdose) page 141

Adult

dosage:

- * 0.4 mg (max 2 mg).

Pediatric

dosage:

- * 0.1 mg/kg.

Precautions:

- * May cause withdrawal effects. Short acting, should be augmented every 5min. Monitor Airway and ventilatory status. Patients who have gone from a state of somnolence from a Narcotic Overdose may become wide awake and combative.

Side effects:

- * Nausea, vomiting, restlessness, diaphoresis, Tachycardia, Hypertension, tremulousness, Seizure, cardiac Arrest, withdrawal.

Antidote:

- *

Citations: (Clarke, Dargan, & Jones, 2005), (Missouri revised statutes, 2014)



Section 7-410 - Neo-Synephrine (Phenylephrine)

<p><u>Scope of Practice:</u></p> <ul style="list-style-type: none"> * <input type="checkbox"/> EMD * <input type="checkbox"/> EMR * <input type="checkbox"/> EMT * <input type="checkbox"/> AEMT * <input checked="" type="checkbox"/> RN/Paramedic <p><u>Class:</u></p> <ul style="list-style-type: none"> * Vasoconstrictor (alpha). <p><u>Action:</u></p> <ul style="list-style-type: none"> * Topical vasoconstriction. <p><u>Route:</u></p> <ul style="list-style-type: none"> * Topical. 	<p><u>Half-Life:</u></p> <ul style="list-style-type: none"> * 2.1-3.4 hours. <p><u>Contraindications:</u></p> <ul style="list-style-type: none"> * Hypertension. * Thyroid disease.
--	--

Indications:
 Section 8-080 - Endotracheal Tube (ET)
 (Premedication for nasal **Intubation** to prevent epistaxis).....page 183

<p><u>Dosage:</u></p> <ul style="list-style-type: none"> * 2 sprays in each nare 1-2 min prior to Intubation. 	<p><u>Precautions:</u></p> <ul style="list-style-type: none"> * Enlarged prostate with dysuria. <p><u>Side effects:</u></p> <ul style="list-style-type: none"> * Nasal burning, stinging, sneezing, or increased nasal discharge. <p><u>Antidote:</u></p> <ul style="list-style-type: none"> *
---	--

Citations:



Section 7-420 - Nitroglycerin (Nitrostat, Nitolingual, Tridil)

Scope of Practice:

- * EMD
- * EMR
- * EMT
- * AEMT - Only SL for chest discomfort after IV access.
- * RN/Paramedic

Class:

- * Nitrate vasodilator.

Action:

- * Smooth muscle relaxant. Dilates coronary and systemic arteries.

Route:

- * SL.
- * IV. Delivery by infusion pump only. Must have glass bottle and non-PVC tubing.

Half-Life:

- * 3 minutes.

Contraindications:

- * Age less than 12yrs.
- * Hypotension.
- * Severe Bradycardia or Tachycardia.
- * ICP.
- * Patients taking erectile dysfunction medications.

Indications:

Protocol 2-050 - Chest Discomfort (Unstable angina).....	page 19
Protocol 4-070 - Congestive Heart Failure (CHF) (Acute CHF secondary to AMI)	page 46
Protocol 4-110 - Hypertension.....	page 51

Adult dosage:

- * Chest discomfort (SL): 0.4 mg - 1 tablet or 1 spray every 5 min until no Pain/discomfort or SBP less than 90.
- * CHF (SL): 0.4-0.8 mg every 3-5 min until no dyspnea or SBP less than 90.

Pediatric dosage:

- * Not indicated.

Precautions:

- * Patients with inferior wall MI and right Ventricular involvement may have more pronounced hemodynamic response. Must have IV access prior to administration. Monitor blood pressure. Syncope. Drug must be protected from light. Expires quickly once bottle is opened.

Side effects:

- * Headache, dizziness, hypotension. Bradycardia, lightheadedness, flushing.

Antidote:

- *

Citations: (Clemency, Thompson, Tundo, & Lindstrom, 2013)

CMH/EMH EMS Quick Ref	
Nitroglycerin Infusion	
Drip	10 mcg/min
Drip	20 mcg/min
Drip	30 mcg/min
Drip	40 mcg/min
Drip	50 mcg/min
Drip	60 mcg/min
Drip	70 mcg/min
Drip	80 mcg/min
Drip	90 mcg/min
Drip	100 mcg/min
Drip	110 mcg/min
Drip	120 mcg/min
Drip	130 mcg/min
Drip	140 mcg/min
Drip	150 mcg/min
Drip	160 mcg/min
Drip	170 mcg/min
Drip	180 mcg/min
Drip	190 mcg/min
Drip	200 mcg/min
Drip	3.0 ml/hr
Drip	6.0 ml/hr
Drip	9.0 ml/hr
Drip	12.0 ml/hr
Drip	15.0 ml/hr
Drip	18.0 ml/hr
Drip	21.0 ml/hr
Drip	24.0 ml/hr
Drip	27.0 ml/hr
Drip	30.0 ml/hr
Drip	33.0 ml/hr
Drip	36.0 ml/hr
Drip	39.0 ml/hr
Drip	42.0 ml/hr
Drip	45.0 ml/hr
Drip	48.0 ml/hr
Drip	51.0 ml/hr
Drip	54.0 ml/hr
Drip	57.0 ml/hr
Drip	60.0 ml/hr

Section 7-440 - Normal Saline (NS, Sodium Chloride)

<p><u>Scope of Practice:</u></p> <ul style="list-style-type: none"> * <input type="checkbox"/> EMD * <input checked="" type="checkbox"/> EMR - Only topical as wound irrigation. * <input checked="" type="checkbox"/> EMT - Only topical as wound irrigation. * <input checked="" type="checkbox"/> AEMT * <input checked="" type="checkbox"/> RN/Paramedic <p><u>Class:</u></p> <ul style="list-style-type: none"> * Crystalloid solution. <p><u>Action:</u></p> <ul style="list-style-type: none"> * NA. <p><u>Route:</u></p> <ul style="list-style-type: none"> * IV/IO/topical. 	<p><u>Half-Life:</u></p> <ul style="list-style-type: none"> * <p><u>Contraindications:</u></p> <ul style="list-style-type: none"> * NA.
<p><u>Indications:</u></p> <p>Virtually all medical protocols. IV access for medical emergencies. Irrigation of open wound and Burns.</p>	
<p><u>Adult dosage:</u></p> <ul style="list-style-type: none"> * IV/IO: 250-500 ml. * Topical: 1,000 ml. <p><u>Pediatric dosage:</u></p> <ul style="list-style-type: none"> * IV/IO: 20 ml/kg (max x3). * Topical: 500-1,000 ml. 	<p><u>Precautions:</u></p> <ul style="list-style-type: none"> * NA. <p><u>Side effects:</u></p> <ul style="list-style-type: none"> * IV: Pulmonary edema. <p><u>Antidote:</u></p> <ul style="list-style-type: none"> *
<p><u>Citations:</u> (Carnahan, Title 19 - Rules of Department of Health and Senior Services Division 30 - Division of regulation and licensure Chapter 40 - Comprehensive emergency medical systems regulations, 2012), (Laszlo, et al., 2006), (Phillips, et al., 2009), (Schott, 2010), (Todd & Malinoski, 2007)</p>	



Section 7-460 - Oxygen

Scope of Practice:

- * EMD
- * EMR
- * EMT
- * AEMT
- * RN/Paramedic

Class:

- * Gas.

Action:

- * Necessary for aerobic cellular metabolism.

Route:

- * Inhalation.

Half-Life:

- *

Contraindications:

- * Known Paraquat Poisoning unless SpO₂ is less than 88%.

Indications:

Virtually all protocols. SpO₂ less than 88%. The overall goal of Oxygen therapy is to avoid tissue hypoxia. Arterial hypoxemia or a failure of the Oxygen-hemoglobin transport system. Arterial hypoxemia = Oxygen saturation of less than 88% and may result from impaired gas exchange in the lung, inadequate alveolar ventilation or a shunt that allows venous blood into the arterial circulation. A failure of the Oxygen-hemoglobin transport system can result from a reduced Oxygen carrying capacity in blood (i.e. anemia, Carbon Monoxide Poisoning) or reduced tissue perfusion (i.e. shock).

Dosage:

- * Titrate administration to SpO₂:

Conscious ROSC	SpO₂	
	100%	Anaphylaxis, anemia, CO, toxin, or trauma
	99%	Cardiac or stroke
	98%	
	97%	
	96%	
	95%	
	94%	Dyspnea or Unconscious ROSC
	93%	
	92%	
	91%	
	90%	
	89%	
88%		

Precautions:

- * Use cautiously in patients with COPD. Humidify when providing high-flow rates over extended periods of time.
- * Hyperoxia resulting from high FiO₂ administration producing saturations higher than 94-96% can cause structural damage to the lungs and post reperfusion tissue damage.
- * Patients who are chronically hypoxic (i.e. COPD, ALS, MS) have shifted their Oxygen dissociation curve and require lower Oxygen saturations. Prolonged Oxygen therapy may depress Ventilator drive.
- * High blood Oxygen levels may disrupt the ventilation / perfusion balance and cause an increase in dead space to tidal volume ratio and increase PCO₂.

Side effects:

- * Drying of mucous membranes.

Antidote:

- *

Citations: (Carnahan, Title 19 - Rules of Department of Health and Senior Services Division 30 - Division of regulation and licensure Chapter 40 - Comprehensive emergency medical systems regulations, 2012), (Citizens Memorial Hospital, 2013), (Sheppard, 2013)



Section 7-470 - Oxytocin (Pitocin)

<p><u>Scope of Practice:</u></p> <ul style="list-style-type: none"> * <input type="checkbox"/> EMD * <input type="checkbox"/> EMR * <input type="checkbox"/> EMT * <input type="checkbox"/> AEMT * <input checked="" type="checkbox"/> RN/Paramedic <p><u>Class:</u></p> <ul style="list-style-type: none"> * Hormone. <p><u>Action:</u></p> <ul style="list-style-type: none"> * Causes uterine contraction. Causes lactation. Slows postpartum Vaginal bleeding. <p><u>Route:</u></p> <ul style="list-style-type: none"> * IV. 	<p><u>Half-Life:</u></p> <ul style="list-style-type: none"> * 1-6 minutes. <p><u>Contraindications:</u></p> <ul style="list-style-type: none"> * Any condition other than postpartum bleeding. * Cesarean section.
--	---

Indications:
Protocol 4-175 - (Postpartum Vaginal bleeding)page 57

<p><u>Adult dosage:</u></p> <ul style="list-style-type: none"> * 10-20 u in 1000 ml LR. <p><u>Pediatric dosage:</u></p> <ul style="list-style-type: none"> * Not indicated. 	<p><u>Precautions:</u></p> <ul style="list-style-type: none"> * Essential to assure that the placenta has delivered and that there is not another fetus present before administering. Overdosage can cause uterine rupture. Hypertension. * May prolong QT interval. 12-lead is indicated after administration. <p><u>Side effects:</u></p> <ul style="list-style-type: none"> * Anaphylaxis. Cardiac arrhythmias. <p><u>Antidote:</u></p> <ul style="list-style-type: none"> *
---	--

Citations:



Section 7-480 - Phenergan (Promethazine)

Scope of Practice:

- * EMD
- * EMR
- * EMT
- * AEMT
- * RN/Paramedic

Class:

- * Anti-emetic.

Action:

- * Decreases Nausea and vomiting by antagonizing H1 receptors.

Route:

- * IM or IV/IO if infused in NS over 15-30 min.

Half-Life:

- * 16-19 hours.

Contraindications:

- * ALOC.
- * Jaundice.

Indications:

Protocol 6-040 - Control of Nausea page 74

Adult dosage:

- * 12.5-25 mg.

Pediatric dosage:

- * 0.25-1 mg/kg.
 - * less than 2 yr old:
Contraindicated.
 - * greater than 27 kg: Use adult dose.

Precautions:

- * Seizure disorder.
- * May prolong QT interval. 12-lead is indicated after administration.

Side effects:

- * Excitation.
- * Possible Extra-Pyramidal Symptoms (EPS) / dystonic reactions.
 - * EPS is a movement disorder such as the inability to move or restlessness.
 - * Treat with Section 7-090 - Benadryl (Diphenhydramine) (page 108).

Antidote:

- *

Citations:



Section 7-490 - Procainamide (Pronestyl)

<p><u>Scope of Practice:</u></p> <ul style="list-style-type: none"> * <input type="checkbox"/> EMD * <input type="checkbox"/> EMR * <input type="checkbox"/> EMT * <input type="checkbox"/> AEMT * <input checked="" type="checkbox"/> RN/Paramedic <p><u>Class:</u></p> <ul style="list-style-type: none"> * Antiarrhythmic. <p><u>Action:</u></p> <ul style="list-style-type: none"> * Slows conduction through myocardium. Elevates Ventricular Fibrillation threshold. Suppresses Ventricular ectopy. <p><u>Route:</u></p> <ul style="list-style-type: none"> * IV/IO. 	<p><u>Half-Life:</u></p> <ul style="list-style-type: none"> * 2.5-4.5 hours. <p><u>Contraindications:</u></p> <ul style="list-style-type: none"> * High degree heart blocks. * PVCs in conjunction with Bradycardia.
--	---

<p><u>Indications:</u></p> <p>Protocol 2-020 - Atrial Fibrillation (A-Fib) or Atrial Flutter.....page 16</p> <p>Protocol 2-100 - Tachycardia Wide Stable.....page 26</p> <p>Protocol 2-110 - Tachycardia Wide Unstable.....page 27</p> <p>Protocol 2-150 - Wolff-Parkinson-White (WPW).....page 31</p>
--

<p><u>Dosage:</u></p> <ul style="list-style-type: none"> * WPW initial: 20 mg/min until: <ul style="list-style-type: none"> * Arrhythmia abolished, hypotension, QRS widens 50%, max 17 mg/kg. * Mix 1 g in 250 ml NS or D5W = 4 mg/ml. * 300 ml/hr = 20 mg/min. * WPW maintenance: 1-4 mg/min. <ul style="list-style-type: none"> * 60 ml/hr at 4 mg/ml = 4 mg/min. * Tachycardia: 15 mg/kg over 30-60 min. 	<p><u>Precautions:</u></p> <ul style="list-style-type: none"> * Dosage should not exceed 17mg/kg. Monitor for CNS toxicity. * May prolong QT interval. 12-lead is indicated after administration. <p><u>Side effects:</u></p> <ul style="list-style-type: none"> * Anxiety, Nausea, convulsions, widening QRS. <p><u>Antidote:</u></p> <ul style="list-style-type: none"> *
---	--

Citations:



Section 7-500 - Propofol (Diprivan)

Scope of Practice:

- * EMD
- * EMR
- * EMT
- * AEMT
- * RN/Paramedic

Class:

- * Anesthetic.

Action:

- * Produces rapid and brief state of general anesthesia.

Route:

- * IV/IO.

Half-Life:

- * 30-60 minutes.

Contraindications:

- * Hypovolemia.
- * Sensitivity to soybean oil or eggs.

Indications:

Not in current protocols.

Adult dosage:

- * 1.5-3 mg/kg followed by 25-75 mcg/kg/min.

Pediatric dosage:

- * 1.5-3 mg/kg followed by 125-300 mcg/kg/min.

Precautions:

*

Side effects:

- * Apnea, arrhythmias, Asystole, hypotension, Hypertension.

Antidote:

*

Citations:



Section 7-505 - Reglan (Metoclopramide)

<p><u>Scope of Practice:</u></p> <ul style="list-style-type: none"> * <input type="checkbox"/> EMD * <input type="checkbox"/> EMR * <input type="checkbox"/> EMT * <input type="checkbox"/> AEMT * <input checked="" type="checkbox"/> RN/Paramedic <p><u>Class:</u></p> <p>* </p> <p><u>Action:</u></p> <p>* </p> <p><u>Route:</u></p> <p>* </p>	<p><u>Half-Life:</u></p> <p>* </p> <p><u>Contraindications:</u></p> <p>* </p>
--	---

<p><u>Indications:</u></p> <p>Not in current protocols.</p>

<p><u>Adult dosage:</u></p> <p>* </p> <p><u>Pediatric dosage:</u></p> <p>* </p>	<p><u>Precautions:</u></p> <p>* </p> <p><u>Side effects:</u></p> <p>* </p> <p><u>Antidote:</u></p> <p>* </p>
---	--

<p><u>Citations:</u></p>

Section 7-520 - Rocuronium (Zemuron)

Scope of Practice:

- * EMD
- * EMR
- * EMT
- * AEMT
- * RN/Paramedic

Class:

- * Non-depolarizing neuromuscular blockade.

Action:

- * Binds to post-synaptic muscle receptor sites. Antagonizes acetylcholine at the motor end plate, producing skeletal muscle paralysis.

Route:

- * IV/IO.

Half-Life:

- * 66-80 minutes.

Contraindications:

- * Unable to Ventilate the patient.
- * Sensitivity to bromides.

Indications:

Protocol 6-110 - Rapid Sequence Intubation (RSI) page 88

Adult dosage:

- * 1 mg/kg.

Pediatric dosage:

- * 0.6 mg/kg.

Precautions:

- * Patient will be paralyzed for up to 30min. Heart disease. Liver disease.

Side effects:

- * Muscle paralysis, apnea, dyspnea, respiratory depression, Tachycardia, uticaria.

Antidote:

- *

Citations: (Swaminathan, 2014)



Section 7-525 - Romazicon (Flumazenil)

<p><u>Scope of Practice:</u> * <input type="checkbox"/> EMD * <input type="checkbox"/> EMR * <input type="checkbox"/> EMT * <input type="checkbox"/> AEMT * <input checked="" type="checkbox"/> RN/Paramedic</p> <p><u>Class:</u> *</p> <p><u>Action:</u> *</p> <p><u>Route:</u> *</p>	<p><u>Half-Life:</u> *</p> <p><u>Contraindications:</u> *</p>
--	---

<u>Indications:</u>	
Section 7-070 - Ativan (Lorazepam)	page 106
Section 7-580 - Valium (Diazepam)	page 161
Section 7-600 - Versed (Midazolam).....	page 163

<p><u>Adult dosage:</u> *</p> <p><u>Pediatric dosage:</u> *</p>	<p><u>Precautions:</u> *</p> <p><u>Side effects:</u> *</p> <p><u>Antidote:</u> *</p>
---	---

<u>Citations:</u>

Section 7-530 - Sodium Bicarbonate (Soda)

Section 7-530 - Sodium Bicarbonate (Soda)

Scope of Practice:

- * EMD
- * EMR
- * EMT
- * AEMT
- * RN/Paramedic

Class:

- * Alkalinizing agent.

Action:

- * Combines with excessive acids to form a weak volatile acid. Increases pH.

Route:

- * IV/IO.

Half-Life:

- *

Contraindications:

- * Alkalotic states.

Indications:

Protocol 2-010 - Asystole (Late in management of cardiac Arrest)..... page 15
 Protocol 2-070 - Pulseless Electrical Activity (PEA) (Late in management of cardiac Arrest)..... page 23
 Protocol 2-140 - Ventricular Fibrillation (V-Fib or V-Tach) (Late in management of cardiac Arrest) page 30
 Protocol 5-050 - Extremity Trauma page 62
 Protocol 6-025 - Cardiopulmonary Resuscitation (CPR) (Late in management of cardiac Arrest) page 72

Dosage:

- * 1 mEq/kg followed by 0.5 mEq/kg every 10 min as indicated.

Precautions:

- * Correct dosage is essential. Can deactivate catecholamines. Can precipitate with Calcium. Delivers large sodium load. Can worsen acidosis if not intubated and adequately Ventilated.

Side effects:

- * Alkalosis. Hyponatremia, fluid retention, peripheral edema.

Antidote:

- *

Citations:



Section 7-540 - Solu-Medrol (Methylprednisolone)

<p><u>Scope of Practice:</u></p> <ul style="list-style-type: none"> * <input type="checkbox"/> EMD * <input type="checkbox"/> EMR * <input type="checkbox"/> EMT * <input type="checkbox"/> AEMT * <input checked="" type="checkbox"/> RN/Paramedic <p><u>Class:</u></p> <ul style="list-style-type: none"> * Corticosteroid. <p><u>Action:</u></p> <ul style="list-style-type: none"> * Anti-inflammatory. Immune suppressant. <p><u>Route:</u></p> <ul style="list-style-type: none"> * IV/IO/IM. 	<p><u>Half-Life:</u></p> <ul style="list-style-type: none"> * 18-26 hours. <p><u>Contraindications:</u></p> <ul style="list-style-type: none"> * None in emergency setting. * Cushing's syndrome. * Fungal infection. * Measles. * Varicella.
---	---

<p><u>Indications:</u></p> <p>Protocol 4-020 - Anaphylaxis.....page 38</p> <p>Protocol 4-030 - Asthma.....page 39</p> <p>Protocol 4-060 - Chronic Obstructive Pulmonary Disease (COPD).....page 45</p> <p>Protocol 4-080 - Croup.....page 47</p>
--

<p><u>Adult dosage:</u></p> <ul style="list-style-type: none"> * 125-250 mg. <p><u>Pediatric dosage:</u></p> <ul style="list-style-type: none"> * 1-2 mg/kg. 	<p><u>Precautions:</u></p> <ul style="list-style-type: none"> * Must be reconstituted and used properly. Onset of action may be 2-5hrs. Active infections, renal disease, penetrating spinal cord injury, Hypertension, Seizure, CHF. <p><u>Side effects:</u></p> <ul style="list-style-type: none"> * GI bleeding. Prolonged wound healing. Suppression of natural steroids. Depression, euphoria, Headache, restlessness, Hypertension, Bradycardia, Nausea, vomiting, swelling, diarrhea, weakness. <p><u>Antidote:</u></p> <ul style="list-style-type: none"> *
--	---

<p><u>Citations:</u></p>



Section 7-550 - Succinylcholine (Anectine)

Scope of Practice:

- * EMD
- * EMR
- * EMT
- * AEMT
- * RN/Paramedic

Class:

- * Depolarizing neuromuscular blocker. Ultra-short acting.

Action:

- * Competes with the acetylcholine receptor of the motor end plate on the muscle cell, resulting in muscle paralysis.

Route:

- * IV/IO.

Half-Life:

- * 24-70 seconds.

Contraindications:

- * Family history of malignant Hyperthermia.
- * Penetrating Eye injuries.
- * Narrow angle glaucoma.
- * Severe Burns or crush injuries more than 48hrs old.
- * CVA more than 3days old.
- * Rhabdomyolysis.
- * Pseudo cholinesterase deficiency.
- * Hyperkalemia.
- * Neuromuscular disorder (i.e. muscular dystrophy)

Indications:

Protocol 6-110 - Rapid Sequence Intubation (RSI)
 (To achieve paralysis for endotracheal **Intubation**) page 88

Adult

dosage:

- * 1.5 mg/kg.

Pediatric

dosage:

- * 2.0 mg/kg.

Precautions:

- * Electrolyte imbalances. Renal, hepatic, pulmonary, metabolic, or Cardiovascular disorders. Fractures, spinal cord injuries, severe anemia, dehydration, collagen disorders, porphyria. Causes initial transient contractions and fasciculations followed by sustained flaccid skeletal muscle paralysis. May increase Vagal tone especially in children.

Side effects:

- * Apnea, Hypertension, hypotension, dysrhythmias, Nausea, vomiting, hiccups, snoring. Malignant Hyperthermia.

Antidote:

- * Section 7-590 - Vecuronium (Norcuron) (page 162) for blocking fasciculations caused by Succinylcholine.

Citations:



Section 7-560 - Tetracaine

<p><u>Scope of Practice:</u></p> <ul style="list-style-type: none"> * <input type="checkbox"/> EMD * <input type="checkbox"/> EMR * <input type="checkbox"/> EMT * <input type="checkbox"/> AEMT * <input checked="" type="checkbox"/> RN/Paramedic <p><u>Class:</u></p> <ul style="list-style-type: none"> * Anesthetic. <p><u>Action:</u></p> <ul style="list-style-type: none"> * Local anesthesia. <p><u>Route:</u></p> <ul style="list-style-type: none"> * Topical. 	<p><u>Half-Life:</u></p> <ul style="list-style-type: none"> * 1.8 hours. <p><u>Contraindications:</u></p> <ul style="list-style-type: none"> * Hypersensitivity.
---	--

<p><u>Indications:</u></p> <p>Protocol 5-060 - Eye Injury (Need for Eye irrigation).....page 63</p> <p>Section 8-210 - Morgan Lenspage 203</p>
--

<p><u>Dosage:</u></p> <ul style="list-style-type: none"> * 1-2 drops per Eye (max 2 drops) 	<p><u>Precautions:</u></p> <ul style="list-style-type: none"> * Patient will be unaware of objects touching their Eye. Be careful to protect the Eye from foreign debris and from the patient rubbing eyes. <p><u>Side effects:</u></p> <ul style="list-style-type: none"> * Burning, conjunctival redness, photophobia, lacrimation. <p><u>Antidote:</u></p> <ul style="list-style-type: none"> *
---	--

<p><u>Citations:</u></p>



Section 7-570 - Thiamine (Vitamin B1)

Scope of Practice:

- * EMD
- * EMR
- * EMT
- * AEMT
- * RN/Paramedic

Class:

- * Vitamin.

Action:

- * Allows normal breakdown of Glucose. Thiamine combines with Adenosine triphosphate to produce Thiamine diphosphate, which acts as a coenzyme in carbohydrate metabolism. Used to prevent Wernicke's encephalopathy in patients with a history of alcohol dependence and hypoglycemia.

Route:

- * IV/IO/IM.

Half-Life:

- *

Contraindications:

- * Known sensitivity.

Indications:

Protocol 4-120 - Hypoglycemia (Coma of unknown origin) page 52
Section 7-150 - Dextrose (precedes Dextrose with suspected alcohol abuse or malnutrition) page 116

Adult dosage:

- * 100 mg IM or 100 mg IV in NS over 15-30 min.

Pediatric dosage:

- * Not recommended.

Precautions:

- * Rare anaphylactic reactions.

Side effects:

- * Itching, rash.

Antidote:

- *

Citations: (Cox Paramedics, 2014)



Section 7-575 - Toradol (Ketorolac)

<p><u>Scope of Practice:</u></p> <ul style="list-style-type: none"> * <input type="checkbox"/> EMD * <input type="checkbox"/> EMR * <input type="checkbox"/> EMT * <input type="checkbox"/> AEMT * <input checked="" type="checkbox"/> RN/Paramedic <p><u>Class:</u></p> <ul style="list-style-type: none"> * Non-Steroidal Anti-Inflammatory (NSAID). <p><u>Action:</u></p> <ul style="list-style-type: none"> * Inhibit prostaglandin synthesis by decreasing the activity of the enzyme, cyclooxygenase, which results in decreased formation of prostaglandin precursors. <p><u>Route:</u></p> <ul style="list-style-type: none"> * IV, IO, IM. 	<p><u>Half-Life:</u></p> <ul style="list-style-type: none"> * 2.5-6 hours. <p><u>Contraindications:</u></p> <ul style="list-style-type: none"> * Allergies to Aspirin, Motrin, or NSAIDs. * Advanced renal impairment. * Suspected CVA. * GI bleeds. * Peptic ulcers. * Surgical candidates. * Pregnant or nursing women.
---	---

Indications:
Protocol 6-050 - Control of Pain (Acute exacerbation of chronic Pain).....page 75

<p><u>Adult dosage:</u></p> <ul style="list-style-type: none"> * 30 mg IV/IO or 60 mg IM. <ul style="list-style-type: none"> * greater than 65 yr old: half the above dosage due to kidney dysfunction. <p><u>Pediatric dosage:</u></p> <ul style="list-style-type: none"> * Contraindicated 	<p><u>Precautions:</u></p> <ul style="list-style-type: none"> * Toradol inhibits platelet function. Hypersensitivity reactions have occurred (bronchospasm and Anaphylaxis). Avoid in patients currently taking anticoagulants such as Coumadin. <p><u>Side effects:</u></p> <ul style="list-style-type: none"> * Can cause peptic ulcers, gastrointestinal bleeding and/or perforation. May adversely affect fetal circulation and the uterus. <p><u>Antidote:</u></p> <ul style="list-style-type: none"> *
--	--

Citations: (Cox Paramedics, 2014), (McAuley, 2014)



Section 7-578 - TXA (Tranexamic Acid)

Scope of Practice:

- * EMD
- * EMR
- * EMT
- * AEMT
- * RN/Paramedic

Class:

- * Antifibrinolytic

Action:

- * Synthetic derivative of the amino acid lysine that inhibits fibrinolysis by blocking the lysine binding sites on plasminogen.

Route:

- * IV/IO.

Half-Life:

- * 2 hours.

Contraindications:

- * Age less than 16.
- * Renal failure.
- * Hypersensitivity.
- * History of thromboembolism.
- * Known subarachnoid aneurism.
- * Injury greater than three (3) hours old.
- * Isolated head injury.
- * Colorblindness.

Indications:

Protocol 5-020 - Abdominal Trauma	page 59
Protocol 5-040 - Chest Trauma	page 61
Protocol 5-050 - Extremity Trauma	page 62
Protocol 6-085 - High-Threat Response	page 80

Adult dosage:

- * Reconstitute 1 gram in 100 ml NS and infuse over 10 min.

Pediatric dosage:

- * 16-18 yr old: 15 mg/kg in 100 ml NS and infuse over 10 min (max 1 g).
- * Contraindicated less than 16 yrs old.

Precautions:

- * If TXA is administered, transport destination must be a level I, level II, or level III trauma center.
- * Avoid concurrent use with coagulation factors. Use caution in patients with DIC. Use caution in patients with renal impairment.
- * Rapid infusion may cause hypotension.

Side effects:

- * Visual defects. Seizures. Nausea, vomiting, diarrhea.

Antidote:

- *

Citations: (LeCong, 2012), (Maine EMS Trauma Advisory Committee, 2013), (Medical Control Board - EMS System for Metropolitan Oklahoma City and Tulsa, 2013), (Mercy Life Line, 2013), (Morrison, Dubose, Rasmussen, & Midwinter, 2011), (Roberts, Shakur, Ker, & Coats, 2012)



Section 7-580 - Valium (Diazepam)

<p><u>Scope of Practice:</u></p> <ul style="list-style-type: none"> * <input type="checkbox"/> EMD * <input type="checkbox"/> EMR * <input type="checkbox"/> EMT * <input type="checkbox"/> AEMT * <input checked="" type="checkbox"/> RN/Paramedic <p><u>Class:</u></p> <ul style="list-style-type: none"> * Tranquilizer. Anticonvulsant. Skeletal muscle relaxant. Sedative. <p><u>Action:</u></p> <ul style="list-style-type: none"> * Binds to benzodiazepine receptor and enhances effects of GABA. <p><u>Route:</u></p> <ul style="list-style-type: none"> * IV/IO/IM. PR at twice IV dose. 	<p><u>Half-Life:</u></p> <ul style="list-style-type: none"> * 20-100 hours. <p><u>Contraindications:</u></p> <ul style="list-style-type: none"> * Age less than 6 months. * Acute-angle glaucoma. * CNS depression. * Alcohol intoxication.
--	--

<p><u>Indications:</u></p> <p>Protocol 4-040 - Behavioral (Acute anxiety stress).....page 40</p> <p>Protocol 4-140 - Poisoning or Overdose.....page 54</p> <p>Protocol 4-170 - Seizures (Status epilepticus).....page 56</p>
--

<p><u>Adult dosage:</u></p> <ul style="list-style-type: none"> * Status epilepticus: 5-10 mg (max 30 mg). * Acute anxiety: 2-5 mg. * Premedication before Cardioversion: 5-15 mg. <p><u>Pediatric dosage:</u></p> <ul style="list-style-type: none"> * Status epilepticus (5-18 yr old): 1 mg (max 10 mg). * Status epilepticus (6 mo-5 yr old): 0.2 mg/kg (max 5 mg). 	<p><u>Precautions:</u></p> <ul style="list-style-type: none"> * Local venous irritation. Short duration of effect. May precipitate with other drugs. <p><u>Side effects:</u></p> <ul style="list-style-type: none"> * Drowsiness. Hypotension. Respiratory depression. Fatigue, Headache, confusion, Nausea, sedation. <p><u>Antidote:</u></p> <ul style="list-style-type: none"> * Section 7-525 - Romazicon (Flumazenil) (page 153).
---	---

<p><u>DEA Number:</u> 2765</p> <p><u>Schedule:</u> IV - Low potential for abuse.</p> <p><u>Narcotic:</u> No.</p>	<p><u>Street names:</u></p> <ul style="list-style-type: none"> * Benzos, Blue Vs, Dead Flower, Downers, Drunk Pills, FooFoo, Howards, Ludes, Old Joes, Powers, Sleep Away, Tranks, Vs, Yellows Vs.
--	---

<p><u>Citations:</u></p>



Section 7-590 - Vecuronium (Norcuron)

Scope of Practice:

- * EMD
- * EMR
- * EMT
- * AEMT
- * RN/Paramedic

Class:

- * Non-depolarizing neuromuscular blocker.

Action:

- * Does not have any analgesic or sedative effects, sedation must accompany paralysis.
 - * 1/10th dose: Blocks fasciculations caused by use of Section 7-550 - Succinylcholine (Anectine) (page 156).
 - * Full dose: Causes total paralysis of skeletal muscles.

Route:

- * IV/IO.

Half-Life:

- * 51-80 minutes.

Contraindications:

- * Sensitivity to bromides.

Indications:

Protocol 6-110 - Rapid Sequence Intubation (RSI)
(To achieve paralysis for endotracheal **Intubation**) page 88
Section 7-550 - Succinylcholine (Anectine) (fasciculations)..... page 156

Dosage:

- * 0.1 mg/kg.

Precautions:

- * Impaired liver function. Severe obesity. Impaired respiratory function.

Side effects:

- * Arrhythmias, bronchospasm, Hypertension, hypotension. Apnea, dyspnea, Tachycardia, urticaria.

Antidote:

- *

Citations:



Section 7-600 - Versed (Midazolam)

<p><u>Scope of Practice:</u></p> <ul style="list-style-type: none"> * <input type="checkbox"/> EMD * <input type="checkbox"/> EMR * <input type="checkbox"/> EMT * <input type="checkbox"/> AEMT * <input checked="" type="checkbox"/> RN/Paramedic <p><u>Class:</u></p> <ul style="list-style-type: none"> * Benzodiazepine. <p><u>Action:</u></p> <ul style="list-style-type: none"> * Sedative, anxiolytic, amnesic (2-3x more potent than Valium). Binds to benzodiazepine receptor and enhances effects of GABA. <p><u>Route:</u></p> <ul style="list-style-type: none"> * IV/IN/IO. 	<p><u>Half-Life:</u></p> <ul style="list-style-type: none"> * 1.8-6.4 hours. <p><u>Contraindications:</u></p> <ul style="list-style-type: none"> * Hypotension. * Pregnancy. * Acute-angle glaucoma.
---	--

<p><u>Indications:</u></p> <p>Protocol 2-020 - Atrial Fibrillation (A-Fib) or Atrial Flutter..... page 16</p> <p>Protocol 2-040 - Bradycardia (Premedication prior to Cardioversion or Pacing)..... page 18</p> <p>Protocol 2-060 - Post Resuscitative Care page 22</p> <p>Protocol 2-080 - Tachycardia Narrow Stable (Premedication prior to Cardioversion or Pacing) page 24</p> <p>Protocol 2-090 - Tachycardia Narrow Unstable (Premedication prior to Cardioversion or Pacing) page 25</p> <p>Protocol 2-100 - Tachycardia Wide Stable (Premedication prior to Cardioversion or Pacing) page 26</p> <p>Protocol 2-110 - Tachycardia Wide Unstable (Premedication prior to Cardioversion or Pacing) page 27</p> <p>Protocol 2-120 - Torsades de Pointes page 28</p> <p>Protocol 4-170 - Seizures..... page 56</p> <p>Protocol 6-050 - Control of Pain page 75</p> <p>Protocol 6-110 - Rapid Sequence Intubation (RSI) page 88</p> <p>Section 8-050 - Continuous Positive Airway Pressure (CPAP)..... page 178</p> <p>Section 8-080 - Endotracheal Tube (ET) (Endotracheal tube tolerance) page 183</p> <p>Section 8-160 - King LTSD Airway..... page 192</p> <p>Section 8-190 - LifePak..... page 195</p>

<p><u>Adult dosage:</u></p> <ul style="list-style-type: none"> * 2.5-5 mg. Can be repeated once (max 10 mg). <p><u>Pediatric dosage:</u></p> <ul style="list-style-type: none"> * Over 12 yrs: Same as adult. * Between 6 yrs and 12 yrs: 0.05 mg/kg. * Under 6 yrs: 0.05-0.1 mg/kg. 	<p><u>Precautions:</u></p> <ul style="list-style-type: none"> * COPD, acute alcohol intoxication, Narcotics, barbiturates, elderly, neonates. <p><u>Side effects:</u></p> <ul style="list-style-type: none"> * Hypoventilation, respiratory depression, respiratory Arrest, hypotension, laryngospasm. Nausea, vomiting, Headache, hiccups, cardiac Arrest. <p><u>Antidote:</u></p> <ul style="list-style-type: none"> * Section 7-525 - Romazicon (Flumazenil) (page 153).
--	--

<p><u>DEA Number:</u> 2884</p> <p><u>Schedule:</u> IV - Low potential for abuse.</p> <p><u>Narcotic:</u> No.</p>	<p><u>Street names:</u></p> <ul style="list-style-type: none"> * Dazzle.
--	---

Citations: (Citizens Memorial Hospital, 2013), (Holsti, et al., 2007), (Silbergleit, et al., 2012)



Section 7-610 - Xopenex (Levalbuterol)

Scope of Practice:

- * EMD
- * EMR
- * EMT
- * AEMT
- * RN/Paramedic

Class:

- * Beta-2 Agonist.

Action:

- * Beta-2 receptor agonist with some beta-1 activity.

Route:

- * Nebulized.

Half-Life:

- * 1.6 hours.

Contraindications:

- * Hypersensitivity to levalbuterol or racemic Albuterol.

Indications:

Protocol 4-020 - Anaphylaxis	page 38
Protocol 4-030 - Asthma.....	page 39
Protocol 4-060 - Chronic Obstructive Pulmonary Disease (COPD).....	page 45
Protocol 4-070 - Congestive Heart Failure (CHF).....	page 46

Adult dosage:

- * 0.63-1.25 mg.

Pediatric dosage:

- * less than 6 yr old: not recommended.
- * 6-12 yr old: 0.31 mg (max 0.63 mg).
- * 12-18 yr old: 0.63-1.25 mg.

Precautions:

- * Arrhythmias, Hypertension, paradoxical bronchospasm.

Side effects:

- * Rhinitis, Headache, tremor, sinusitis, Tachycardia, nervousness, edema, hyperglycemia, hypokalemia.

Antidote:

- *

Citations:



Section 7-620 - Zofran (Ondansetron)

<p><u>Scope of Practice:</u></p> <ul style="list-style-type: none"> * <input type="checkbox"/> EMD * <input type="checkbox"/> EMR * <input type="checkbox"/> EMT * <input type="checkbox"/> AEMT * <input checked="" type="checkbox"/> RN/Paramedic <p><u>Class:</u></p> <ul style="list-style-type: none"> * Antiemetic. <p><u>Action:</u></p> <ul style="list-style-type: none"> * Selective 5-HT receptor antagonist. <p><u>Route:</u></p> <ul style="list-style-type: none"> * PO/IV/IM/IN. 	<p><u>Half-Life:</u></p> <ul style="list-style-type: none"> * 5.7 hours. <p><u>Contraindications:</u></p> <ul style="list-style-type: none"> * Hypersensitivity.
---	--

<p><u>Indications:</u></p> <p>Protocol 2-050 - Chest Discomfort.....page 19</p> <p>Protocol 5-070 - Head Traumapage 64</p> <p>Protocol 6-040 - Control of Nauseapage 74</p>

<p><u>Adult dosage:</u></p> <ul style="list-style-type: none"> * 4 mg (max 8 mg). <p><u>Pediatric dosage:</u></p> <ul style="list-style-type: none"> * 0.15 mg/kg. <ul style="list-style-type: none"> * less than 2 yrs old: Contraindicated. * greater than 27 kg: Use adult dose. 	<p><u>Precautions:</u></p> <ul style="list-style-type: none"> * May prolong QT interval. 12-lead is indicated after administration. <p><u>Side effects:</u></p> <ul style="list-style-type: none"> * None. <p><u>Antidote:</u></p> <ul style="list-style-type: none"> *
--	---

<p><u>Citations:</u></p>



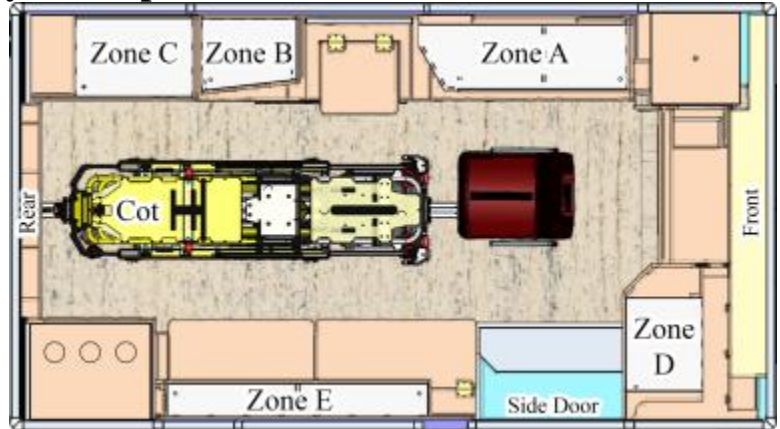
This page is left intentionally blank.

Part 8 - Equipment Protocols

Section 8-001 - Equipment Currently on Response Vehicles

19 CSR 30-40.303(2)(C) states “the medical director, in cooperation with the ambulance service administrator, shall develop, implement, and annually review medications and medical equipment to be utilized.” This section fulfills that requirement for equipment.

Refer to Section 7-001 - Medications Currently on Response Vehicles (page 95) for medications.



Non-medication supplies that are still within a sealed package and do not appear damaged or aged may still be used up to five (5) years after the package expiration date.

Location	Qty	Description
Cab		Book - Maps
		Book - Protocols
	1	Flashlight
	2	Fuel cards (MFA & WEX)
	2	Garage opener (Station & CMH ER)
	1 box	Gloves - Small
	1 box	Gloves - Medium
	1 box	Gloves - Large
	1 box	Gloves - Extra Large
	1	GPS
	1	GPS charger
	1	Hand sanitizer
	4	Safety vest
Cab - Bag Triage #1	2	Sharpie
	1 set	Section 8-260 - Oro-Pharyngeal Airway (OPA) (page 206)
	10	Triage tags
Cab - Bag Triage #2	2	Sharpie
	1 set	Section 8-260 - Oro-Pharyngeal Airway (OPA) (page 206)
	10	Triage tags
Cot	1	Section 8-060 - Cot (page 179)
	1	Linen - Blanket
	1	Linen - Pillow w/case
	1	Linen - Sheet
Cot - Bag First-In		Section 8-120 - Glucometer (page 185)
Cot - Bag Oxygen	1	Section 8-240 - Nebulizer (page 205)
	1	NC adult
	1	NC capno
	1	NRB adult
	1	NRB ped
Cot - Bag LifePak	1	Section 8-010 - Automated External Defibrillator (AED) (page 173) [Only if LifePak not equipped]
	1	Section 8-190 - LifePak (page 195)
	1	BP cuff
	1	Cable 4-lead

Section 8-001 - Equipment Currently on Response Vehicles

Location	Qty	Description
	1	Cable 12-lead
	1	Cable download
	1	Cable spo2
	2	Combo pad adult
	1	Combo pad ped
	1	EKG patches bag
	1	Modem [Only if LifePak 12]
	1	Monitor paper
	1	Razor
Narcotic Box		
RSI Box		
Zone A - Above Action Area	1	Section 8-030 - Bougie (page 175) - Adult
	*	Section 8-050 - Continuous Positive Airway Pressure (CPAP) (page 178) 2 - Medium kit 2 - Large mask 1 - Small mask 1 - 50 PSI adapter
	1	Section 8-070 - Cricothyrotomy Kit (page 181)
	*	Section 8-110 - Gastric Tube (page 184) 1 - NG 14 fr 1 - NG 18 fr 1 - suction cath 14 fr 1 - suction cath 16 fr 1 - Toomey syringe
	*	Section 8-230 - Naso-Pharyngeal Airway (NPA) (page 204) 1 - 6.0 1 - 6.5 1 - 7.0 1 - 7.5 1 - 8.0 1 - 8.5
	*	Section 8-240 - Nebulizer (page 205) 4 - Nebulizer 2 - Mask adult 2 - Mask ped
	*	Section 8-260 - Oro-Pharyngeal Airway (OPA) (page 206) 1 - 50 1 - 60 1 - 70 1 - 80 1 - 90 1 - 100
	1	BVM adult
	1	BVM ped
	1	BVM infant
	6	Emesis bag
	2	ET adapter capno
	1	Intubation adapter (15 mm x 22 mm)
	4	NC adult
4	NC capno	
2	NC ped	
4	NRB adult	
2	NRB ped	
Zone A - Action Area	1	Section 8-032 - Capnometer (page 176) [Only on vehicles without capnometer on LifePak]

Section 8-001 - Equipment Currently on Response Vehicles

Location	Qty	Description
	1	Section 8-075 - Decompression Needle (page 182)
		Section 8-380 - Thermometer (page 215) [Only on Cedar Co Ambulances]
	1	Hand sanitizer
Zone A - Below Action Area	*	Section 8-370 - Suction (page 214) 2 - Canister 2 - Tubing 2 - Yankauer
		Section 8-330 - Portable Ventilator (page 210) [Only on primary Cedar Co Ambulances]
Zone B	1	Section 8-142 - IV Pump (page 190)
	1	Battery - 9v
	6	Battery - AA
	2	Battery - C
	2	Battery - LifePak
	1	BP cuff kit
	1	Combo pad adult
	1	Combo pad ped
	1	Doppler [Only on Cedar and Hickory ambulances]
	1	Doppler Gel [Only on Cedar and Hickory ambulances]
	1	EKG patches bag
	1	Razor
	1	Monitor paper
Zone C	1	Section 8-210 - Morgan Lens (page 203)
	4	Section 8-290 - Physical Restraint (page 207)
	2	Section 8-360 - Splint (page 212) - SAM
	1	Section 8-125 - Hemostatic Agent (page 186)
	1	Section 8-390 - Tourniquet (page 219)
	6	Bag - Patient belongings
	1 pack	Bandage - 4x4 non-sterile
	4 tubs	Bandage - 4x4 sterile
	4 packs	Bandage - 4x4 sterile
	4	Bandage - ABD pad
	2	Bandage - Ace 2"
	1	Bandage - Aluminum foil
	6	Bandage - Kerlix
	6	Bandage - Kling 4"
	1	Bandage - Plastic wrap
	2	Bandage - Trauma 10" x 30"
	2	Bandage - Triangular
	2	Bedpan
	2	Burn sheet
	2	Burn towel
	4	Chux pads
	4	Emergency blanket
	6	Linen - Blanket
	4	Linen - Gown
	6	Linen - Pillow case
	6	Linen - Sheet
	6	Linen - Towel
	6	Linen - Washcloth
	4	Pack - Cold

Location	Qty	Description	
	4	Pack - Hot	
	1 box	PPE - Face shields	
	4	PPE - Gowns	
	1 box	PPE - N95 mask	
	4	Tape 1"	
	2	Tape 2"	
	2	Tape 3"	
	4	Tape - Coban	
	10	Triage tags	
	2	Urinal	
Zone D	1	Section 8-320 - Port Access Kit (page 209)	
	*	Section 8-370 - Suction (page 214) 2 - Batteries 1 - Canister 1 - Pump 1 - Tubing 1 - Yankauer	
	6	Primary tubing	
	2	Pump tubing	
Zone D - Bag Adult	*	Section 8-135 - Intraosseous (IO) Needle (page 188) 1 - Drill 1 - 15 mm needle 1 - 25 mm needle 1 - 45 mm needle	
	*	Section 8-160 - King LTSD Airway (page 192) [CMH only - EMH is not authorized for King] 1 - Size 3 1 - Size 4 1 - Size 5	
Zone D - Bag Adult - Airway	1	Section 8-230 - Naso-Pharyngeal Airway (NPA) (page 204) - Set (sizes 50-100)	
	1	Section 8-260 - Oro-Pharyngeal Airway (OPA) (page 206) - Set (sizes 60-90)	
	1	Section 8-030 - Bougie (page 175)	
	1	Tube holder	
	1	BAAM	
	2	KY jelly packet	
	1	Capnography - ET tube adapter	
	*	Section 8-080 - Endotracheal Tube (ET) (page 183) 1 - 6.0 1 - 6.0 Endotrol 2 - 6.5 1 - 7.0 1 - 7.0 Endotrol 2 - 7.5 1 - 8.0 1 - 8.0 Endotrol 1 - 8.5 1 - 9.0	
	*	Section 8-180 - Laryngoscope (page 194) 1 - Mac 2 1 - Mac 3 1 - Mac 4 1 - Mil 2 1 - Mil 3 1 - Mil 4	
		3-way stopcock	
	Zone D - Bag Adult - Medication		Syringe 5 ml
			Syringe 10 ml

Location	Qty	Description
		Syringe needle 22 g
		Syringe needle filter
		Syringe needle smart
Zone D - Bag Medication	1	3-way stopcock
	2	Syringe 1 ml
	2	Syringe 3 ml
	2	Syringe 5 ml
	2	Syringe 10 ml
	2	Syringe needle 18 g
	2	Syringe needle 25 g
	2	Syringe needle filter
	6	Syringe needle smart
Zone D - Bag Ped		
Zone D - Box Medication		
Zone D - IV Tray	*	Section 8-140 - Intravascular (IV) Needle (page 189) 6 - 14 g 6 - 16 g 6 - 18 g 6 - 20 g 6 - 22 g 6 - 24 g
	2	Section 8-130 - Intranasal (IN) Device (page 187)
	20	4x4s
	10	Bandaid
	6	Extension
	2	Lock
	10	Prep alcohol
	10	Prep chlorascrub
	1	Razor
	6	Start kit
	2	Syringe 1 ml
	6	Syringe 3 ml
	2	Syringe 5 ml
	2	Syringe 10 ml
	2	Syringe 20 ml
	2	Syringe needle 18 g
	4	Syringe needle 22 g
	2	Syringe needle filter
	6	Syringe needle smart
	1	Vacutainer direct
1	Vacutainer transfer	
Zone D - OB Kit		Section 8-200 - Meconium Aspirator (page 202)
Zone E - Above Bench (if exist)		
Zone E - Below Bench	1 set	Cot straps
	2	Linen - Pillow
	6	Trash bags
Exterior Compartment	1	Section 8-150 - Kendrick Extrication Device (KED) (page 191)
	*	Section 8-400 - Traction Splint (page 220) 1 - Traction adult 1 - Traction ped
	1	Board - Scoop
	2	Board - Section 8-350 - Spinal Motion Restriction (SMR) (page 211)
	1	Surgi-lift / bariatric tarp
	2	Hazmat suit
		Section 8-365 - Stair Chair (page 213) [Only on Cedar Co Ambulances and 702]

Section 8-001 - Equipment Currently on Response Vehicles

Location	Qty	Description
Exterior Compartment - Bag SMR #1	*	Section 8-350 - Spinal Motion Restriction (SMR) (page 211) 4 - Collar adult 1 - Collar ped 2 - Head bed
	1	Straps spider
	1	Tape 2"
	1	Towel
Exterior Compartment - Bag SMR #2	*	Section 8-350 - Spinal Motion Restriction (SMR) (page 211) 4 - Collar adult 1 - Collar ped 2 - Head bed
	1	Straps spider
	1	Tape 2"
	1	Towel

Equipment in protocols but currently not on ambulances:

* Section 8-040 - Chest Compressor (page 177) - Chest Compressor is only available on Cedar County Ambulances.

Section 8-010 - Automated External Defibrillator (AED)

*NOTE: When using LifePak in AED mode, use Section 8-190 - LifePak (page 195).

Precautions:

- * Wet skin or patients in water. Do not apply directly over internal pacemaker or medication patch.
- * Manual **Defibrillation** is preferred to AED for children less than 8 yrs old. If manual **Defibrillation** is not available, pediatric dose attenuator is preferred. If neither is available, use AED as you would on an adult. Pads may be placed anterior/posterior if Chest is too small to allow pads to be at least 1 in separated.

Contraindications:

- * Pulse.

Indications:

Protocol 2-030 - Automated External Defibrillation (AED).....page 17
 Protocol 6-025 - Cardiopulmonary Resuscitation (CPR)page 72

Procedure:

- * Refer to Protocol 2-030 - Automated External Defibrillation (AED) (page 17) for using the AED.
- *

Accessibility:

- * AED must be available for use any time the building is occupied.
- * Location should be obvious and labeled to allow any person who is not familiar with its location to find it.
- * Train as many community or staff members as possible in CPR and AED use.
- * Contact CMH EMS (417-328-6358) for assistance with training and to report the location of your AED.

Supplies to be kept with AED:

- * Dry wash cloth.
- * Safety razor.
- * At least one set of compatible pads. Prefer to have two adult and two pediatric compatible pads.

Monthly maintenance:

- * Refer to manufacturer user manual.
- * Check AED battery function according to manufacturer.
- * Check supplies are usable and not expired.

After using the AED:

- * Contact CMH EMS (417-328-6358) to download data and request assistance (if needed) for Critical Incident Stress Debriefing (CISD).
- * Document event according to your agency policies.
- * Replace equipment used.

Citations:



Section 8-020 - Blood Draw Kit

Scope of Practice:

- * EMD
- * EMR
- * EMT
- * AEMT
- * RN/Paramedic

Contraindications:

- * None.

Precautions:

- * Avoid venipuncture in arms with dialysis shunts or injuries proximal to insertion site.

Indications:

Consider for all medical and trauma patients where time and resources allow and IV being started.

Section 8-140 - Intravascular (IV) Needle page 189

Procedure:

- * After IV access but prior to Saline administration.
- * Either directly draw blood from patient into blood tubes using Vacutainer Direct Draw Adapter or into syringe and transfer to tubes using Vacutainer Blood Transfer Device. To avoid needle sticks, do not use syringe and needle to fill blood tubes.
- * Fill tubes in the following order:
 - * Medical patient (5 tubes): BLUE, RED, GREEN (no gel), GREEN (gel), LAVENDER.
 - * Trauma patient (4 tubes): BLUE, GREEN (no gel), GREEN (gel), LAVENDER.
- * Label each tube with blue arm bands.
 - * Place number sticker on each tube.
 - * Write your initials and time blood was drawn in white area of wrist band.
 - * Once at the destination, a patient identification sticker should be placed on the removable end of the wrist band. The patient sticker should contain your initials and time of Blood Draw.
 - * Stickered blood tubes and the removable end with patient sticker will be sent to the lab.

Blood draw for alcohol analysis Procedure:

- * RNs or Paramedics may draw blood in the field as requested by law enforcement officials on the scene where requested for medical assistance. We will not respond to jail, police dept, etc. for the sole purpose of drawing blood.
- * If patient is alert and oriented, his/her consent is necessary before the procedure is performed.
- * If patient is unable to give consent (unresponsive, dead, etc.), consent is implied.

Citations: (Citizens Memorial Hospital, 2013)



Section 8-030 - Bougie

<p><u>Scope of Practice:</u></p> <ul style="list-style-type: none"> * <input type="checkbox"/> EMD * <input type="checkbox"/> EMR * <input type="checkbox"/> EMT * <input type="checkbox"/> AEMT * <input checked="" type="checkbox"/> RN/Paramedic <p><u>Precautions:</u></p> <ul style="list-style-type: none"> * None. 	<p><u>Contraindications:</u></p> <ul style="list-style-type: none"> * Age less than 8 years. * Use of a 6.0 or smaller ETT.
---	---

<u>Indications:</u>	
Protocol 6-110 - Rapid Sequence Intubation (RSI) (Predicted difficult Intubation).....	page 88
Section 8-070 - Cricothyrotomy Kit.....	page 181

Procedure:

- * Lubricate Bougie.
- * Using a laryngoscope and standard ETT **Intubation** techniques, attempt to visualize the vocal cords. If vocal cords are not fully visible, pass Bougie behind the epiglottis, guiding the tip of the Bougie anteriorly towards the trachea. Tracheal placement will yield the ability to feel cricoids rings and resistance at the carina. Esophageal placement will yield the ability to advance Bougie completely without resistance.
- * While maintaining the laryngoscope and Bougie in position, an assistant threads an ETT over the end of the Bougie. The assistant then holds the Bougie.
- * Rotate ETT 1/4 turn and advance through cords. Inflate cuff, remove Bougie and laryngoscope.
- * Confirm placement with auscultation and **Capnography**.

Citations:



Section 8-032 - Capnometer

Scope of Practice:

- * EMD
- * EMR
- * EMT
- * AEMT
- * RN/Paramedic

Precautions:

- * Accuracy is dependent upon adequate perfusion at probe site, bright ambient lighting, Carbon Monoxide Poisoning, Cyanide Poisoning, nail polish, and polycythemia.

Contraindications:

- * None.

Indications:

All ALS patients with cardiac or respiratory complaints.

Procedure:

- * Turn monitor on.
- * Attach capnograph probe (nasal cannula or ET tube) to patient and capnograph.
- * Observe readings. May need to instruct patient on nasal cannula to breathe out through their mouth.

Citations:



Section 8-040 - Chest Compressor

<p><u>Scope of Practice:</u> * <input type="checkbox"/> EMD * <input checked="" type="checkbox"/> EMR * <input checked="" type="checkbox"/> EMT * <input checked="" type="checkbox"/> AEMT * <input checked="" type="checkbox"/> RN/Paramedic <u>Precautions:</u> *</p>	<p><u>Contraindications:</u> *</p>
---	--

Indications:
Protocol 6-025 - Cardiopulmonary Resuscitation (CPR)page 72

Procedure:
*

Citations:

Section 8-050 - Continuous Positive Airway Pressure (CPAP)

Scope of Practice:

- * EMD
- * EMR
- * EMT
- * AEMT
- * RN/Paramedic

Precautions:

- * **CPAP** is not mechanical ventilation. Blood pressure may drop due to increased intrathoracic pressure. Patients may not improve (must reassess). Patients may not accept mask (claustrophobia). Risk of pneumothorax. Risk of corneal drying. Large Oxygen demand.

Contraindications:

- * Less than 18 yrs old.
- * Patient unable to protect Airway.
- * Need for immediate **Intubation**.
- * Ventilatory failure.
- * Gastric distention (GI bleeding).
- * Trauma (pneumothorax).
- * Tracheostomy.
- * Altered LOC.
- * Do not secure straps if Nausea/vomiting.
- * Increasing ETCO₂.

Indications:

Protocol 3-010 - Drowning (Near Drowning - awake and alert) page 33

Protocol 4-030 - Asthma (Consider trial prior to **Intubation** of severe Asthma patient) page 39

Protocol 4-060 - Chronic Obstructive Pulmonary Disease (COPD) page 45

Protocol 4-070 - Congestive Heart Failure (CHF) (Pulmonary edema)..... page 46

Protocol 5-040 - Chest Trauma (Pulmonary contusion or Flail Chest)..... page 61

Procedure:

- * Inform and calm patient. Consider **Ativan** for anxiety.
- * Connect and turn on Oxygen to “flush.” Set PEEP to 10 cm H₂O (may titrate to 15 as needed).
- * Flip Head-strap forward.
- * Hand to or place mask on patient. Hold mask firmly against face to eliminate air leaks.
- * Flip Head-strap over Head after patient is comfortable. Remove straps if Nausea develops.
- * Clip bottom straps.
- * Adjust fit.
- * Monitor patient. May raise intrathoracic pressures, reducing preload, therefore reducing blood pressure.
- * Anxiety:
 - * Consider **Ativan** 2 mg IV/IO.
 - * OR consider **Versed** 2.5 mg IV/IO/IM.
- * An in-line bronchodilator Nebulized may be placed in circuit if needed.

Citations:



Section 8-060 - Cot

<p><u>Scope of Practice:</u></p> <ul style="list-style-type: none"> * <input type="checkbox"/> EMD * <input checked="" type="checkbox"/> EMR * <input checked="" type="checkbox"/> EMT * <input checked="" type="checkbox"/> AEMT * <input checked="" type="checkbox"/> RN/Paramedic <p><u>Precautions:</u></p> <ul style="list-style-type: none"> * Always secure the patient using all Restraint straps and keep side rails up. * Utilize 4 or more lifting persons if possible over rough terrain or overweight patients. Utilize a minimum of 2 lifting persons when a patient is on the cot. * Do not allow the x-frame to drop unassisted. 	<p><u>Contraindications:</u></p> <ul style="list-style-type: none"> * None.
<p><u>Indications:</u></p> <p>Need to move non-ambulatory patient.</p>	
<p><u>Generic Procedure:</u></p> <ul style="list-style-type: none"> * Utilize all provided safety Restraint systems on every patient. * To raise or lower cot, both ends must be lifted prior to squeezing handle. * If patient 0-200 pounds, use two or more people to lift. * If patient 200-400 pounds, use four or more people to lift. * If patient 400-600 pounds, use eight or more people to lift. * If patient greater than 600 pounds, special lifting and transport should be considered. * Consider Stair Chair . 	
<p><u>X-Frame Procedure:</u></p> <ul style="list-style-type: none"> * Loading with a patient: <ul style="list-style-type: none"> * Place loading wheels in ambulance and safety bar past the safety hook. * Operator at foot lifts cot and squeezes and holds handle. * Assistant at side raises undercarriage. * Push cot into ambulance and secure it. * Unloading with a patient: <ul style="list-style-type: none"> * Disengage cot from fastener. Pull cot out of ambulance. * Assistant grasps the undercarriage and lifts slightly. * Operator at foot squeezes handle. * Assistant lowers undercarriage to the ground. * Operator at foot releases handle to lock undercarriage down. * Assistant releases safety bar from safety hook. * Loading empty cot (one operator): <ul style="list-style-type: none"> * Place loading wheels in ambulance and safety bar past the safety hook. * Lift bumper to raised position. * Operator at foot lifts cot and squeezes and holds handle. * Operator lowers foot end of cot to the floor to collapse undercarriage. * Release handle to lock in lowered position. * Raise, push into ambulance, and secure cot. * Unloading empty cot (one operator): <ul style="list-style-type: none"> * Disengage cot from fastener. * Pull cot out of ambulance. * Lower cot to the ground, squeeze handle, raise cot, and release handle. * Release safety bar from safety hook. 	

H-Frame Procedure:

- * Loading with a patient:
 - * Place cot in loading position.
 - * Place both loading wheels are on the patient compartment floor.
 - * Assistant unlocks frame.
 - * Operator lifts foot end of cot and squeezes control handle.
 - * Assistant lifts undercarriage.
 - * Operator pushes cot into patient compartment, releases handle, and secures it.
- * Unloading with a patient:
 - * Disengage cot from fastener. Pull cot out of ambulance.
 - * Assistant lowers undercarriage to the ground and ensures it locks down.
 - * Place cot in rolling position.
- * Loading empty cot (one operator):
 - * Place cot in loading position.
 - * Place both loading wheels are on the patient compartment floor.
 - * Unlock frame.
 - * Operator lifts foot end of cot and squeezes control handle.
 - * Operator pushes cot into patient compartment, releases handle, and secures it.
- * Unloading empty cot (one operator):
 - * Disengage cot from fastener. Pull cot out of ambulance.
 - * Place cot in rolling position.

Pedi-mate Procedure:

- * Use for all patients smaller than 40 lbs.
- * Raise cot backrest to full upright position.
- * Wrap pedi-mate straps around mattress and frame.

Citations: (Citizens Memorial Hospital, 2014)



Section 8-070 - Cricothyrotomy Kit

<p><u>Scope of Practice:</u></p> <ul style="list-style-type: none"> * <input type="checkbox"/> EMD * <input type="checkbox"/> EMR * <input type="checkbox"/> EMT * <input type="checkbox"/> AEMT * <input checked="" type="checkbox"/> RN/Paramedic <p><u>Precautions:</u></p> <ul style="list-style-type: none"> * Complications include hemorrhage from great vessel lacerations and damage to surrounding structures. Constantly check ventilation by standard techniques. 	<p><u>Contraindications:</u></p> <ul style="list-style-type: none"> * None in emergency setting.
---	---

Indications:
This procedure is a last resort when all attempts at ventilating the patient have failed.
Protocol 6-110 - Rapid Sequence Intubation (RSI)page 88

Quick Trach II Procedure:

- * Prepare the device: Remove valve opener and completely evacuate the cuff with the included 10 ml syringe. Remove and fill syringe for inflating the cuff with 10 ml of air.
- * Prepare the patient: Hyperextend the Head of the patient. Locate the cricothyroid membrane by palpation of the depression between the thyroid and cricoids cartilage. Stabilize this point with forefinger and thumb for puncture.
- * Puncture the cricothyroid membrane and insert QuickTrach II until red stopper touches skin. An incision is not necessary.
- * Aspirate syringe to determine position of cannula. Aspiration of air indicates proper placement in trachea. If no air is aspirated, remove red stopper and advance slowly until air can be aspirated.
- * Remove red stopper.
- * Push cannula forward into the trachea and remove metal needle.
- * Inflate cuff with 10 ml of air.
- * Secure with foam neck tape.
- * Attach BVM with connector and verify placement with auscultation and **Capnography**.

Surgical Procedure:

- * **Call for order prior to attempting surgical cric.**
- * Have Suction equipment ready.
- * Clean neck with antiseptic solution.
- * Stabilize larynx with thumb and index finger of one hand.
- * Palpate cricothyroid membrane.
- * Pull skin taut.
- * Make 2 cm VERTICAL incision at the cricothyroid membrane.
- * Puncture through the cricothyroid membrane horizontally.
- * Place Bougie with coude tip into trachea with a back-and-forth motion to feel tracheal clicking or carina.
- * Place ET tube or Shiley over Bougie just enough for cuff to be inside trachea.
- * Inflate cuff and secure tube.
- * Ventilate at 100% Oxygen.
- * Observe and auscultate for correct placement.
- * Confirm with **Capnography**.
- * Cover incision site with Occlusive dressing.

Citations:

Section 8-075 - Decompression Needle

Scope of Practice:

- * EMD
- * EMR
- * EMT
- * AEMT
- * RN/Paramedic

Precautions:

- * Complications may include laceration of intercostals vessels, creation of pneumothorax, laceration of lung tissue, and risk of infection.

Contraindications:

- * None in presence of tension pneumothorax.

Indications:

- Protocol 5-040 - Chest Trauma (Absent lung sounds on affected side with respiratory distress)..... page 61
- Protocol 6-085 - High-Threat Response page 80

Turkel Procedure:

- * Identify second intercostal space, midclavicular line, on affected side.
- * Clean area with antiseptic.
- * Insert Turkel into skin over just over superior border of third rib.
- * Insert catheter through parietal pleura until air escapes.
- * During insertion, the color band will show RED until through parietal pleura, and then it turns GREEN.
- * Advance catheter off device.
- * Air should exit under pressure.
- * Close 3-way valve.
- * Reassess frequently for redevelopment of pneumothorax.
- * If tension pneumothorax returns, open 3-way valve to release pressure.

Gelco Procedure:

- * Identify second or third intercostal space, midclavicular line, on affected side.
- * Clean area with antiseptic.
- * Insert Jelco into skin over just over superior border of third rib.
- * Insert catheter through parietal pleura until air escapes.
- * Air should exit under pressure.
- * Remove needle and leave plastic catheter in place.
- * Reassess frequently for redevelopment of pneumothorax.
- * If tension pneumothorax returns, repeat procedure.

Citations:



Section 8-080 - Endotracheal Tube (ET)

<p><u>Scope of Practice:</u></p> <ul style="list-style-type: none"> * <input type="checkbox"/> EMD * <input type="checkbox"/> EMR * <input type="checkbox"/> EMT * <input type="checkbox"/> AEMT * <input checked="" type="checkbox"/> RN/Paramedic <p><u>Precautions:</u></p> <ul style="list-style-type: none"> * Can induce Hypertension and increase ICP in Head injured patients. Can induce Vagal response and Bradycardia. Can induce hypoxia-related arrhythmias. 	<p><u>Contraindications:</u></p> <ul style="list-style-type: none"> *
---	--

<p><u>Indications:</u></p> <p>Protocol 6-085 - High-Threat Responsepage 80</p> <p>Protocol 6-110 - Rapid Sequence Intubation (RSI) (Need for definitive Airway)page 88</p>
--

<p><u>Procedure:</u></p> <ul style="list-style-type: none"> * Hyperventilate with BVM and basic adjunct. * Assemble, check, and prepare equipment. * Consider Neo-Synephrine for nasal Intubation. * Consider King or LMA for backup Airway. * Place Head in sniffing position (maintain c-spine in trauma). * Insert laryngoscope blade. * Sweep tongue to the left. * Lift forward to displace jaw. * Advance tube past vocal cords until the cuff disappears. * Inflate cuff with 7-10 ml of air. * Ventilate and confirm placement with auscultation and Capnography. * Secure tube, noting marking on tube. * Consider: Insert OPA as a bite block. * Ventilate with 100% Oxygen. * Reassess tube placement often. * Continued sedation: <ul style="list-style-type: none"> * Consider Versed 2.5-5 mg every 5 min. Repeat as needed maintaining SBP greater than 100. * Consider Fentanyl 50-100 mcg. Max 300 mcg. * Consider Gastric Tube.
--

<p><u>Citations:</u></p>



Section 8-110 - Gastric Tube

Scope of Practice:

- * EMD
- * EMR
- * EMT
- * AEMT
- * RN/Paramedic

Precautions:

*

Contraindications:

- * Epiglottitis or Croup.
- * Use orogastric route when: facial trauma or basilar skull fracture.


Indications:

Protocol 6-110 - Rapid Sequence Intubation (RSI) (Evacuation of air or fluids in stomach) page 88
Section 8-080 - Endotracheal Tube (ET) (Evacuation of air or fluids in stomach)..... page 183
Section 8-160 - King LTSD Airway (Evacuation of air or fluids in stomach) page 192
Section 8-170 - Laryngeal Mask Airway (LMA) Supreme page 193

Procedure:

- * Assemble equipment.
- * Explain procedure to patient.
- * If possible, have patient sitting up.
- * Use towel to protect patient's clothing.
- * Measure tube from nose, around ear, and down to xiphoid process.
- * Mark point at xiphoid process with tape.
- * Lubricate distal end of tube 6-8 in with water-soluble lubricant.
- * Insert tube in nostril and gently advance it towards posterior nasopharynx along nasal floor.
- * When you feel tube at nasopharyngeal junction, rotate inward towards the other nostril.
- * As tube enters oropharynx, instruct patient to swallow.
- * Pass tube to pre-measured point.
- * If resistance is met, back tube up and try again. Do not force tube.
- * Check placement of tube by aspirating Gastric contents or auscultating air over epigastric region while injecting 20-30 ml of air.
- * Tape tube in place and connect to low Suction if needed.

Citations:



Section 8-120 - Glucometer

<p><u>Scope of Practice:</u></p> <ul style="list-style-type: none"> * <input type="checkbox"/> EMD * <input type="checkbox"/> EMR * <input checked="" type="checkbox"/> EMT * <input checked="" type="checkbox"/> AEMT * <input checked="" type="checkbox"/> RN/Paramedic <p><u>Precautions:</u></p> <ul style="list-style-type: none"> * Do not rely on readings of other entities or patient’s own Glucometer. 	<p><u>Contraindications:</u></p> <ul style="list-style-type: none"> * None.
--	--

<p><u>Indications:</u></p> <p>Protocol 4-050 - Cerebrovascular Accident (CVA) or Stroke (Any patient that presents with ALOC).....page 41</p> <p>Protocol 4-120 - Hypoglycemia (Any patient that presents with ALOC).....page 52</p> <p>Protocol 4-140 - Poisoning or Overdose (Any patient that presents with ALOC).....page 54</p> <p>Protocol 4-170 - Seizures (Any patient that presents with ALOC)page 56</p> <p>Protocol 6-025 - Cardiopulmonary Resuscitation (CPR) page 72</p>
--

<p><u>Procedure:</u></p> <ul style="list-style-type: none"> * Turn on and log into Glucometer. * Obtain blood sample from IV start or finger stick. <ul style="list-style-type: none"> * Avoid “milking” finger. * Ensure skin is dry of alcohol wipe. * Follow on-screen instructions. * Dispose of sharp(s).

<p><u>Citations:</u></p>



Section 8-125 - Hemostatic Agent

Scope of Practice:

- * EMD
- * EMR
- * EMT
- * AEMT
- * RN/Paramedic

Precautions:

- * None.

Contraindications:

- * None.

Indications:

- Protocol 1-020 - General Assessment and Treatment - Trauma page 12
- Protocol 6-085 - High-Threat Response page 80

Procedure:

- * Apply gauze to open wound. Fill and tightly pack whole wound.
- * Use direct pressure on gauze and wound for approximately three (3) minutes to help form clot.
- * If bleeding continues, hold pressure for an additional three (3) minutes.
- * Wrap over gauze for transport.

Citations: (Medtrade Products Ltd)



Section 8-130 - Intranasal (IN) Device

Scope of Practice:

- * EMD
- * EMR - Only Narcan for narcotic overdose causing respiratory depression and unable to ventilate.
- * EMT - Only Narcan for narcotic overdose causing respiratory depression and unable to ventilate.
- * AEMT- Only Narcan for narcotic overdose causing respiratory depression and unable to ventilate.
- * RN/Paramedic

Precautions:

- * Mucous, blood, and vasoconstrictors reduce absorption.
- * Minimize volume, maximum concentration.
 - * 1/3 ml per nostril is ideal, 1 ml is max.
 - * Use both nostrils to double surface area.

Contraindications:

- * If IV access can be obtained, IV is preferred medication route.

Indications:

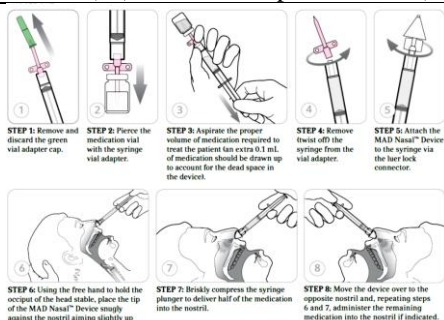
Medication administration without IV access.

Section 7-230 - Fentanyl (Sublimaze)page 125
 Section 7-400 - Narcan (Naloxone)page 142
 Section 7-600 - Versed (Midazolam).....page 163
 Section 7-620 - Zofran (Ondansetron).....page 165

Procedure:

- * Select correct medication at a high of a concentration as possible. Divide the dose between the two nares.
- * Confirm orders, dosage, and expiration.
- * Check patient allergies.
- * Remove and discard the green vial adapter cap.
- * Pierce the medication vial with the syringe vial adapter.
- * Aspirate the proper volume of medication required to treat the patient (an extra 0.1ml of medication should be drawn up to account for the dead space in the device).
- * Remove (twist off) the syringe from the vial adapter.
- * Attach the MAD device to the syringe via the luer-lock connector.
- * Using the free hand to hold the crown of the Head stable, place the tip of the MAD snugly against the nostril aiming slightly up and outward (toward the top of the ear).
- * Briskly compress the syringe plunger to deliver half of the medication into the nostril.
- * Move the device over to the opposite nostril and administer the remaining medication into that nostril.
- * Observe patient for effects.

Citations: (Borland, Bergesio, Pascoe, Turner, & Woodger, 2005), (Finn, et al., 2004), (Holsti, et al., 2007), (O'Donnell, et al., 2013), (Teleflex Incorporated, 2013)



Section 8-135 - Intraosseous (IO) Needle

Scope of Practice:

- * EMD
- * EMR
- * EMT
- * AEMT
- * RN/Paramedic

Precautions:

- * Shelf life for the EZ-IO G3 Power Driver is 10 years.

Contraindications:

- * Fracture of target bone.
- * Previous orthopedic procedure.
- * Infection at insertion site.
- * Inability to locate landmark due to edema or obesity.

Indications:

Any patient who needs IV access where IV attempts have failed or suspected to be unsuccessful.

Procedure:

- * Prepare equipment.
- * Identify landmark.
 - * May use proximal tibia, distal tibia, or proximal humerus.
- * Cleanse site.
- * Stabilize site.
- * Insert needle at 90 degree angle.
 - * Insert needle without drilling until against bone.
 - * If at least one black mark is visible on needle above skin, drill to appropriate depth.
 - * If no black mark is visible on needle above skin, remove needle and re-attempt with longer needle.
- Re-attempts may be made at the same site only if bone was not drilled.
- * Conscious: 2% **Lidocaine** 20-50 mg slow over 1-2 min. May repeat half dose after 30 min if Pain returns.
- * Flush with NS 5-10 ml bolus.
- * Connect tubing and apply pressure bag.
- * Apply dressing.

Citations: (Vidacare Corporation, 2009)



Section 8-140 - Intravascular (IV) NeedleScope of Practice:

- * EMD
- * EMR
- * EMT
- * AEMT
- * RN/Paramedic

Precautions:

- * Avoid venipuncture in arms with dialysis shunts or distal to injuries.

Contraindications:

- * None.

Indications:

Any patient requiring IV medications.

Procedure:

- * Inform patient of procedure.
- * Apply Tourniquet.
- * Select and clean site. Preferred needle size is 18 to 20. Preferred site is left AC or (secondary) right AC. The following patients should have at least an 18 ga at the AC level or more proximal:
 - * Calf pain, tenderness, or swelling.
 - * Chest pain,
 - * Hypotension,
 - * Shortness of breath,
 - * Syncope,
 - * Tachycardia,
 - * Tachypnea,
- * Stabilize vein.
- * Pass needle into vein with bevel up, noting blood “flash.”
- * Advance needle 2 mm more.
- * Slide catheter over needle into vein.
- * Remove needle.
- * Hold pressure over distal tip of catheter to prevent blood loss.
- * Perform Blood Draw if indicated.
- * Remove Tourniquet.
- * Flush with Saline to ensure placement. Use pigtail extension.
- * Secure with dressing.

Citations: (Citizens Memorial Hospital, 2013), (Merk, 2016)



Section 8-142 - IV Pump

Scope of Practice:

- * EMD
- * EMR
- * EMT
- * AEMT
- * RN/Paramedic

Precautions:

*

Contraindications:

*

Indications:

Patient requiring drip medications.

Procedure:

- * Cassette priming and loading:
 - * Make sure flow regulator is closed (white screw pushed in).
 - * Insert piercing pin with a twisting motion into medication.
 - * Fill drip chamber.
 - * Invert cassette.
 - * Turn flow regulator counterclockwise until a drop of fluid is seen in pumping chamber.
 - * Turn cassette upright and prime remainder of administration set.
 - * Push flow regulator closed.
 - * Make sure proximal clamp (above cassette) is open.
 - * Open cassette door and insert cassette.
 - * Close door.
- * Infusion:
 - * Turn knob to "SET RATE."
 - * Use up, down, and/or "QUICKSET" buttons to select infusion rate.
 - * Turn knob to "SET VTBI."
 - * Use up, down, and/or "QUICKSET" buttons to select volume to be infused.
 - * Turn knob to "RUN."

Citations:



Section 8-150 - Kendrick Extrication Device (KED)

<p><u>Scope of Practice:</u></p> <ul style="list-style-type: none"> * <input type="checkbox"/> EMD * <input checked="" type="checkbox"/> EMR * <input checked="" type="checkbox"/> EMT * <input checked="" type="checkbox"/> AEMT * <input checked="" type="checkbox"/> RN/Paramedic <p><u>Precautions:</u></p> <ul style="list-style-type: none"> * 	<p><u>Contraindications:</u></p> <ul style="list-style-type: none"> * Patients with easy access requiring rapid extrication.
---	---

<p><u>Indications:</u></p> <p>Section 8-350 - Spinal Motion Restriction (SMR) (Patients that are seated and meet criteria for SMR)page 211</p> <p>Section 8-360 - Splintpage 212</p>

<p><u>Procedure:</u></p> <ul style="list-style-type: none"> * Maintain c-spine. * Assess distal pulses, motor function, and sensation. * Apply c-collar. * Position device behind patient. * Pull device up until it fits snugly in armpits. * Apply Chest straps and tighten. Avoid restricting breathing. * Apply leg straps and tighten. Avoid pinching or injuring genitals. * Apply padding behind Head. * Secure Head to device. * Remove patient from entrapment (if applicable) and lay down on backboard. * Release leg straps and secure patient and device to backboard. * KED Chest straps may be loosened for comfort. * Reassess distal pulses, motor function, and sensation.

<p><u>Citations:</u></p>



Section 8-160 - King LTSD Airway

Scope of Practice:

- * EMD
- * EMR
- * EMT
- * AEMT
- * RN/Paramedic

Precautions:

*

Contraindications:

- * Responsive patient with intact gag reflex.
- * Known esophageal disease.
- * Caustic substance ingestion.

Indications:

- Protocol 6-025 - Cardiopulmonary Resuscitation (CPR)..... page 72
- Protocol 6-110 - Rapid Sequence Intubation (RSI) page 88
- Section 8-080 - Endotracheal Tube (ET) (Considered alternate Airway to endotracheal tube)..... page 183

Procedure:

- * Choose size:
 - * Size 3 [yellow]: 4-5 ft tall,
 - * Size 4 [red]: 5-6 ft tall,
 - * Size 5 [purple]: greater than 6 ft tall.
- * Test cuff inflation by injecting maximum recommended volume of air into cuffs. Remove all air from cuffs.
- * Apply lubricant to beveled distal tip and posterior aspect of tube.
- * Pre-Oxygenate.
- * Position Head in “sniffing position” or neutral position.
- * Hold King in dominant hand. Hold open mouth and lift chin with non-dominant hand.
- * Rotate King 45-90 degrees to touch the corner of the mouth with the blue orientation line.
- * Advance King behind base of tongue. Never force into position.
- * As tip passes under tongue, rotate back to midline (blue orientation line faces chin).
- * Advance King until base of connector aligns with teeth or gums.
- * Inflate cuffs with minimum volume necessary to seal the Airway at peak ventilatory pressure.
- * Attach resuscitation bag. While bagging, withdraw King until ventilation is easy and free flowing.
- * Confirm proper position by auscultation, Chest movement, and ETCO₂.
- * Secure King with tape or other device.

Advanced Life Support

- * Continued sedation: Consider **Versed** 2.5-5 mg every 5min or **Fentanyl** 50-100 mcg (max 300 mcg).
- * MANDATORY AFTER INSERTION TO CONFIRM PLACEMENT:
 - * Place up to 18 fr **Gastric Tube** into the drain tube of the King and advance into the stomach. The gastric tube should be well lubricated and passed slowly and carefully. Suction should not be performed until the gastric tube has reached the stomach.

Citations:

Size	2	2.5	3	4	5
Connector Color	Green	Orange	Yellow	Red	Purple
Patient Criteria	35-45 inches (90-115 cm) or 12-25 kg	41-51 inches (105-130 cm) or 25-35 kg	4-5 feet (122-155 cm)	5-6 feet (155-180 cm)	greater than 6 feet (>180 cm)
Cuff Pressure	60 cm H ₂ O	60 cm H ₂ O	60 cm H ₂ O	60 cm H ₂ O	60 cm H ₂ O
KLTD O.D./I.D.	11 mm/7.5 mm	11 mm/7.5 mm	14 mm/10 mm	14 mm/10 mm	14 mm/10 mm
KLTD O.D./I.D.*	n/a	n/a	18 mm/10 mm	18 mm/10 mm	18 mm/10 mm
KLTD Cuff Volume	25-35 ml	30-40 ml	45-60 ml	60-80 ml	70-90 ml
KLTD Cuff Volume	n/a	n/a	40-55 ml	50-70 ml	60-80 ml

Section 8-170 - Laryngeal Mask Airway (LMA) Supreme

<p><u>Scope of Practice:</u></p> <ul style="list-style-type: none"> * <input type="checkbox"/> EMD * <input type="checkbox"/> EMR * <input checked="" type="checkbox"/> EMT * <input checked="" type="checkbox"/> AEMT * <input checked="" type="checkbox"/> RN/Paramedic <p><u>Precautions:</u></p> <ul style="list-style-type: none"> * 	<p><u>Contraindications:</u></p> <ul style="list-style-type: none"> * Swallow or gag reflex.
--	---

<p><u>Indications:</u></p> <p>Protocol 6-025 - Cardiopulmonary Resuscitation (CPR)page 72</p> <p>Protocol 6-110 - Rapid Sequence Intubation (RSI)page 88</p> <p>Section 8-080 - Endotracheal Tube (ET) (Considered alternate Airway to endotracheal tube).....page 183</p>
--

<p><u>Procedure:</u></p> <ul style="list-style-type: none"> * Examine LMA for damage, leaks, and blockages. * Inflate cuff with 150% that listed. Fully deflate by compressing the distal tip of the mask with thumb and index finger. Apply slight tension to the inflation line while removing all air until a vacuum is felt. Disconnect the syringe. * Generously lubricate posterior surface of cuff and airway tube. * Place the patient’s head in a neutral or slight “sniffing” position. Hold the LMA at the proximal end with the connector pointing downward to the chest and the tip of the distal end pointing toward the palate. * Press the tip of the mask against the hard palate. Maintaining pressure against the palate, continue to rotate the mask inwards in a circular motion following the curvature of the hard and soft palate. * Continue until resistance is felt. The distal end of the mask should now be in contact with the upper esophageal sphincter. The device is now fully inserted. * Maintaining inward pressure, secure the mask into position by taping cheek to cheek across the fixation tab. This should be done prior to inflation. Inflate with the minimum amount of air needed to achieve an effective seal. <p><u>Advanced Life Support</u></p> <ul style="list-style-type: none"> * Continued sedation: <ul style="list-style-type: none"> * Consider Versed 2.5-5 mg every 5 min. Repeat as needed maintaining SBP greater than 100. * Consider Fentanyl 50-100 mcg. Max 300 mcg. * <u>MANDATORY AFTER INSERTION TO CONFIRM PLACEMENT:</u> <ul style="list-style-type: none"> * Place Gastric Tube tube into the drain tube of the LMA and advance into the stomach. The gastric tube should be well lubricated and passed slowly and carefully. Suction should not be performed until the gastric tube has reached the stomach.

Citations:

CATALOG	MASK SIZE	PATIENT SIZE	PRODUCT DESCRIPTION	MAX INFLATION CUFF VOLUME	LARGEST SIZE OG/NG TUBE
175010	Size 1	Neonates/infants up to 5 kg	LMA Supreme™ size 1	5 mL	6 French
175015	Size 1.5	Infants 5 - 10 kg	LMA Supreme™ size 1.5	8 mL	6 French
175020	Size 2	Infants 10 - 20 kg	LMA Supreme™ size 2	12 mL	10 French
175025	Size 2.5	Children 20 - 30 kg	LMA Supreme™ size 2.5	20 mL	10 French
175030	Size 3	Children 30 - 50 kg	LMA Supreme™ size 3	30 mL	14 French
175040	Size 4	Adults 50 - 70 kg	LMA Supreme™ size 4	45 mL	14 French
175050	Size 5	Adults 70 - 100 kg	LMA Supreme™ size 5	45 mL	14 French

Section 8-180 - Laryngoscope

Scope of Practice:

- * EMD
- * EMR
- * EMT
- * AEMT
- * RN/Paramedic

Precautions:

*

Contraindications:

*

Indications:

Future location of video laryngoscope

Procedure:

*

Citations:

Section 8-190 - LifePak

<p><u>Automated External Defibrillation</u></p> <p><i>Scope of Practice:</i></p> <ul style="list-style-type: none"> * <input type="checkbox"/> EMD * <input type="checkbox"/> EMR * <input checked="" type="checkbox"/> EMT * <input checked="" type="checkbox"/> AEMT * <input checked="" type="checkbox"/> RN/Paramedic <p><i>Precautions:</i></p> <ul style="list-style-type: none"> * Exercise safety precautions. 	<p><i>Contraindications:</i></p> <ul style="list-style-type: none"> * If ALS is available, manual mode is preferred. * None in cardiac Arrest.
---	--

<p><i>Indications:</i></p> <p>Protocol 2-030 - Automated External Defibrillation (AED) (Cardiac Arrest without ALS assistance).....page 17</p> <p>Protocol 6-025 - Cardiopulmonary Resuscitation (CPR) (Cardiac Arrest without ALS assistance).....page 72</p> <p>Section 8-010 - Automated External Defibrillator (AED) (Cardiac Arrest without ALS assistance).....page 167</p>

<p><i>Procedure:</i></p> <ul style="list-style-type: none"> * Confirm patient is in cardiac Arrest. * Apply and connect combo-pads. * Press “ANALYZE.” * Follow on-screen messages and voice prompts.

<p><u>12/15-Lead acquisition</u></p> <p><u>Scope of Practice:</u></p> <ul style="list-style-type: none"> * <input type="checkbox"/> EMD * <input type="checkbox"/> EMR * <input checked="" type="checkbox"/> EMT * <input checked="" type="checkbox"/> AEMT * <input checked="" type="checkbox"/> RN/Paramedic <p><u>Precautions:</u></p> <ul style="list-style-type: none"> * 	<p><u>Contraindications:</u></p> <ul style="list-style-type: none"> *
---	--

Indications:

Protocol 2-020 - Atrial Fibrillation (A-Fib) or Atrial Flutter.....	page 16
Protocol 2-040 - Bradycardia	page 18
Protocol 2-050 - Chest Discomfort (Suspected myocardial infarction)	page 19
Protocol 2-060 - Post Resuscitative Care	page 22
Protocol 2-080 - Tachycardia Narrow Stable	page 24
Protocol 2-090 - Tachycardia Narrow Unstable	page 25
Protocol 2-100 - Tachycardia Wide Stable	page 26
Protocol 2-110 - Tachycardia Wide Unstable	page 27
Protocol 2-120 - Torsades de Pointes	page 28
Protocol 2-130 - Ventricular Ectopy	page 29
Protocol 2-150 - Wolff-Parkinson-White (WPW)	page 31
Protocol 4-040 - Behavioral (Non-specific complaints)	page 40
Protocol 4-050 - Cerebrovascular Accident (CVA) or Stroke (Non-specific complaints).....	page 41
Protocol 4-060 - Chronic Obstructive Pulmonary Disease (COPD) (Unexplained dyspnea)	page 45
Protocol 4-070 - Congestive Heart Failure (CHF) (Unexplained dyspnea).....	page 46

- Procedure:
- * Attach limb leads.
 - * Preferred locations for 12-lead acquisition are wrists and ankles.
 - * Preferred locations for 4-lead monitoring are shoulders and abdomen.
 - * Attach precordial leads.
 - * Perform 12-lead.
 - * Perform 15-Lead on the following patients:
 - * Non-diagnostic 12-lead OR
 - * Evidence of acute inferior wall injury.

<p><u>Vitals</u></p> <p><i>Scope of Practice:</i></p> <ul style="list-style-type: none"> * <input type="checkbox"/> EMD * <input type="checkbox"/> EMR * <input checked="" type="checkbox"/> EMT * <input checked="" type="checkbox"/> AEMT * <input checked="" type="checkbox"/> RN/Paramedic <p><i>Precautions:</i></p> <ul style="list-style-type: none"> * 	<p><u>Contraindications:</u></p> <ul style="list-style-type: none"> * Do not attempt blood pressures on injured extremities, side of previous mastectomies, or dialysis shunts.
--	---

Indications:

All patient contacts.
 Minimum of 2 sets of vitals required for all transported patients.
 Before and after medication administration.
 Every 5-10min in critical patients.....

Procedure:

- * Choose and apply appropriately sized cuff. Auscultated blood pressure is required as a baseline to verify LifePak before medication administration.
- * Attach pulse-ox probe.
- * If patient is being transported ALS: Connect 4-lead cardiac monitor.

Manual Defibrillation

Scope of Practice:

- * EMD
- * EMR
- * EMT
- * AEMT
- * RN/Paramedic

Precautions:

- * Exercise safety precautions.

Contraindications:

- * None in cardiac Arrest.

Indications:

Protocol 2-030 - Automated External Defibrillation (AED).....	page 17
Protocol 2-140 - Ventricular Fibrillation (V-Fib or V-Tach)	page 30
Protocol 3-010 - Drowning	page 33
Protocol 6-025 - Cardiopulmonary Resuscitation (CPR)	page 72
Section 8-010 - Automated External Defibrillator (AED).....	page 167

Procedure:

- * Verify patient is in cardio-pulmonary Arrest.
- * Record baseline rhythm.
- * Apply combo-pads (anterior-posterior is preferred)
- * Select appropriate energy.
 - * Adult: 360 J (OR consider biphasic dose of 200 J).
 - * Pediatric: 2 J/kg (first shock), 4 J/kg (subsequent shocks).
- * Charge and clear patient.
- * Call "CLEAR" and ensure patient is clear.
- * Press "SHOCK."
- * Reassess patient.

<p><u>Download to ePCR</u></p> <p><i>Scope of Practice:</i></p> <ul style="list-style-type: none"> * <input type="checkbox"/> EMD * <input type="checkbox"/> EMR * <input checked="" type="checkbox"/> EMT * <input checked="" type="checkbox"/> AEMT * <input checked="" type="checkbox"/> RN/Paramedic <p><i>Precautions:</i></p> <p>*</p>	<p><u>Contraindications:</u></p> <p>*</p>
<p><u>Indications:</u></p> <p>Any time cardiac monitoring is required and/or documented in HealthEMS, the EKG and all 12-leads shall be downloaded and attached to the ePCR.</p>	
<p><u>Procedure:</u></p> <ul style="list-style-type: none"> * Click paperclip icon in the HealthEMS ePCR. Select “EKG.” Click down-arrow. Click “Next.” Select “LifePak 12/15.” Click “Next.” * Press “TRANSMIT” on LifePak. * Click “Finish.” Select the correct file. Click plus icon. Click “OK.” Click “Yes.” 	

<p><u>Synchronized Cardioversion</u></p> <p><u>Scope of Practice:</u></p> <ul style="list-style-type: none"> * <input type="checkbox"/> EMD * <input type="checkbox"/> EMR * <input type="checkbox"/> EMT * <input type="checkbox"/> AEMT * <input checked="" type="checkbox"/> RN/Paramedic <p><u>Precautions:</u></p> <ul style="list-style-type: none"> * Exercise safety precautions. Cardiovert with extreme caution in patients on digitalis, Beta-Blockers, and Calcium channel blockers. 	<p><u>Contraindications:</u></p> <p>*</p>
---	---

<u>Indications:</u>	
Protocol 2-020 - Atrial Fibrillation (A-Fib) or Atrial Flutter	page 16
Protocol 2-080 - Tachycardia Narrow Stable	page 24
Protocol 2-090 - Tachycardia Narrow Unstable	page 25
Protocol 2-100 - Tachycardia Wide Stable	page 26
Protocol 2-110 - Tachycardia Wide Unstable	page 27
Protocol 2-120 - Torsades de Pointes	page 28

- Procedure:
- * Explain procedure to patient.
 - * If time permits, consider **Versed**.
 - * Record baseline rhythm.
 - * Select lead with tallest R-wave.
 - * Apply combo-pads (anterior-posterior is preferred).
 - * Select appropriate energy.
 - * Adult: 120 J.
 - * Pediatric: 0.5-1 J/kg.
 - * Synchronize (“SYNC”) and observe markers on screen. If sense markers
 - * Charge (“CHARGE”) and clear patient. To cancel charge, press speed dial. If “SHOCK” is not pressed within 60 sec, charge is cancelled.
 - * Call “CLEAR” and ensure patient is clear.
 - * Press “SHOCK.”
 - * Reassess patient.

<p><u>Transcutaneous Pacing</u></p> <p><i>Scope of Practice:</i></p> <ul style="list-style-type: none"> * <input type="checkbox"/> EMD * <input type="checkbox"/> EMR * <input type="checkbox"/> EMT * <input type="checkbox"/> AEMT * <input checked="" type="checkbox"/> RN/Paramedic <p><i>Precautions:</i></p> <ul style="list-style-type: none"> * Exercise safety precautions. Do not place pacer electrodes directly over implanted pacemaker or AICD. 	<p><u>Contraindications:</u></p> <ul style="list-style-type: none"> * None in emergency setting.
--	--

<p><i>Indications:</i></p> <p>Protocol 2-010 - Asystolepage 15</p> <p>Protocol 2-040 - Bradycardiapage 18</p> <p>Protocol 2-070 - Pulseless Electrical Activity (PEA)page 23</p> <p>Protocol 6-025 - Cardiopulmonary Resuscitation (CPR)page 72</p>

<p><i>Procedure:</i></p> <ul style="list-style-type: none"> * Explain procedure to patient. * Connect 4-leads and record rhythm strip prior to Pacing. * Select lead with tallest R-wave. * Apply combo-pads (anterior-posterior is preferred). * Turn pacer on and set rate to 80 bpm. * Gradually increase energy until electrical capture is observed (usually wide, bizarre QRS). * Check pulse for mechanical capture. If no mechanical capture, continue to increase energy until mechanical capture. If CPR is being conducted and no mechanical capture is detected at maximum energy, continue Pacing. * Once mechanical capture is obtained, increase energy another 10%, assess blood pressure, and record rhythm strip. * If CPR is being conducted, continue for another 2 minutes before discontinuing. * Conscious: Consider Versed 2.5-5 mg for sedation if discomfort is intolerable.

<p><i>Citations:</i></p>



Section 8-200 - Meconium Aspirator

Scope of Practice:

- * EMD
- * EMR
- * EMT
- * AEMT
- * RN/Paramedic

Indications:

*

Contraindications:

*

Precautions:

*

Indications:

Protocol 4-130 - Neonatal Resuscitation..... page 53

Procedure:

*

Citations:



Section 8-210 - Morgan Lens

<p><u>Scope of Practice:</u></p> <ul style="list-style-type: none"> * <input type="checkbox"/> EMD * <input type="checkbox"/> EMR * <input type="checkbox"/> EMT * <input type="checkbox"/> AEMT * <input checked="" type="checkbox"/> RN/Paramedic <p><u>Precautions:</u></p> <ul style="list-style-type: none"> * 	<p><u>Contraindications:</u></p> <ul style="list-style-type: none"> *
---	--

Indications:
Protocol 5-060 - Eye Injury (need for Eye irrigation)page 63

Procedure:

- * Pain: Consider topical anesthetic (**Tetracaine** 1-2 drops).
- * Attach **NS** to IV set.
- * Begin flow.
- * Have patient look down. Insert lens under upper lid.
- * Have patient look up, retract lower lid. Drop lens into place.
- * Deliver at least 1/2 liter per Eye.
- * If chemical is unknown or an alkali (base), flush for at least 20 min.
- * To remove, have patient look up, retract lower lid, and slide lens out.

Citations:



- Start minimal flow **BEFORE*** inserting Lens
- Have patient look down
 - Insert Lens under upper lid
 - Have patient look up, retract lower lid, drop Lens in place

Section 8-230 - Naso-Pharyngeal Airway (NPA)

Scope of Practice:

- * EMD
- * EMR
- * EMT
- * AEMT
- * RN/Paramedic

Precautions:

*

Contraindications:

*

Indications:

Patients unable to control their Airway.
Clinched jaws.
Altered LOC with gag reflex.

Procedure:

- * Pre-Oxygenate if possible.
- * Measure tube from tip of nose to the earlobe.
- * Lube Airway with water-soluble jelly.
- * Insert tube (right nare first) with bevel towards the septum.
- * Reassess Airway.

Citations:



Section 8-240 - Nebulizer

<p><u>Scope of Practice:</u></p> <ul style="list-style-type: none"> * <input type="checkbox"/> EMD * <input type="checkbox"/> EMR * <input type="checkbox"/> EMT * <input checked="" type="checkbox"/> AEMT - Only for beta agonists for dyspnea with wheezing. * <input checked="" type="checkbox"/> RN/Paramedic <p><u>Precautions:</u></p> <ul style="list-style-type: none"> * 	<p><u>Contraindications:</u></p> <ul style="list-style-type: none"> *
--	--

Indications:

Protocol 4-020 - Anaphylaxis	page 38
Protocol 4-030 - Asthma	page 39
Protocol 4-060 - Chronic Obstructive Pulmonary Disease (COPD)	page 45
Protocol 4-070 - Congestive Heart Failure (CHF)	page 46
Protocol 4-080 - Croup	page 47
Section 7-040 - Albuterol (Proventil, Ventolin)	page 103
Section 7-140 - Decadron (Dexamethasone)	page 115
Section 7-180 - Duoneb (Ipratropium and Albuterol, Combivent)	page 120
Section 7-210 - Epinephrine Racemic (Micronefrin)	page 123
Section 7-320 - Ipratropium (Atrovent)	page 132
Section 7-610 - Xopenex (Levalbuterol)	page 164

- Procedure:
- * Select correct medication.
 - * Confirm orders, dosage, and expiration.
 - * Check patient allergies.
 - * Add medication to reservoir of Nebulized. Add Saline if necessary to equal 3 ml total volume.
 - * Connect Oxygen tubing and set flow rate to 6-8 lpm.
 - * Have patient take deep breaths, holding for a second, and exhale through tube.
 - * If patient is unable to hold Nebulized, attach to mask.
 - * Medication is delivered in 5-10 min.
 - * Observe patient for effects.

Citations:



Section 8-260 - Oro-Pharyngeal Airway (OPA)

Section 8-260 - Oro-Pharyngeal Airway (OPA)Scope of Practice:

- * EMD
- * EMR
- * EMT
- * AEMT
- * RN/Paramedic

Precautions:

- *

Contraindications:

- * Gag reflex.

Indications:

Unconscious or unresponsive.

Procedure:

- * Pre-Oxygenate if possible.
- * Measure Airway from corner of mouth to earlobe.
- * Grasp tongue and jaw, lifting anterior.
- * Insert Airway inverted and rotate 180 degrees into place.
- * Reassess Airway.

Citations:

Section 8-290 - Physical Restraint

<p><u>Scope of Practice:</u></p> <ul style="list-style-type: none"> * <input type="checkbox"/> EMD * <input type="checkbox"/> EMR * <input type="checkbox"/> EMT * <input type="checkbox"/> AEMT * <input checked="" type="checkbox"/> RN/Paramedic <p><u>Precautions:</u></p> <ul style="list-style-type: none"> * If restrained by law enforcement (i.e. hand-cuffs), an officer from the Arresting agency must be present throughout EMS transport. 	<p><u>Contraindications:</u></p> <ul style="list-style-type: none"> *
--	--

Indications:
Protocol 4-040 - Behavioral (Medical or Behavioral emergency endangering patient and/or EMS personnel or prohibiting appropriate medical evaluation and transport).....page 40

Procedure:

- * **MEDICAL CONTROL** must be contacted prior to or immediately following patient Restraint.
- * Maintain scene, crew, and personal safety.
- * Attempt verbal de-escalation.
- * Utilize family and friends to calm patient if they are helpful.
- * Utilize law enforcement presence to calm patient.
- * Managing the patient’s Pain may assist in calming patient.
- * Utilize the least restrictive device that achieves desired result.
- * Monitor patient for physical response, Extremity circulation, respiratory compromise, and aspiration risk.
- * Proper body alignment and patient comfort will be addressed.

Citations:

Section 8-295 - PICC and Central Line Access Kit

Scope of Practice:

- * EMD
- * EMR
- * EMT
- * AEMT
- * RN/Paramedic

Precautions:

- * Sterile technique must be utilized.

Contraindications:

- * Inability to obtain/maintain sterile field.

Indications:

Any patient who needs IV access, 2 attempts at IV access have failed, IO contraindicated or conscious patient, and at least one of the following:

- * ALOC or GCS less than 8,
- * Hemodynamic instability,
- * Extreme respiratory compromise, OR
- * Full Arrest.

Procedure:

- * Cleanse the needless infusion cap. May use any catheter present.
- * Aseptically attach flush.
- * Open clamp on catheter lumen.
- * Aspirate fluid from catheter slowly until blood return. If unable to aspirate blood, catheter is clotted and will need to be declotted in a hospital setting.
- * Flush with NS. Remove flush while maintain pressure on syringe plunger.
- * Attach appropriate IV fluids.

Citations: (Citizens Memorial Hospital, 2013)



Section 8-320 - Port Access KitScope of Practice:

- * EMD
- * EMR
- * EMT
- * AEMT
- * RN/Paramedic

Precautions:

- * Sterile technique must be utilized.

Contraindications:

- * Inability to obtain/maintain sterile field.

Indications:

Any patient who needs IV access, 2 attempts at IV access have failed, IO contraindicated or conscious patient, and at least one of the following:

- * ALOC or GCS less than 8,
- * Hemodynamic instability,
- * Extreme respiratory compromise, OR
- * Full Arrest.

Procedure:

- * Gather equipment and don mask.
- * Palpate subcutaneous tissue to determine borders of the access device. Palpate the implanted infusion port borders and locate the septum and center of the septum. Determine if the patient has a single or double lumen implanted infusion port. Choose the smallest gauge non-coring needle that accommodates the therapy. Select a length that allows the length of the needle to sit flush to the skin and securely within the port.
- * Assess the site for symptoms of infection.
- * Open the implanted infusion port access kit using the sterile inner surface to create sterile field.
- * Using sterile technique, remove wrapper from 10 ml syringe and place on sterile field. Remove packaging and place the needle with extension tubing, needleless injection cap, adhesive skin closures, and dressing on sterile field.
- * Using sterile technique, prime tubing with NS syringe. Attach needleless injection cap to extension to needle.
- * Cleanse insertion site with antiseptic for 30 seconds and allow to air dry.
- * Stabilize borders of implanted port and insert needle firmly into center of port septum using 90 degree angle perpendicular to the skin. Advance needle until reaching base of portal reservoir.
- * Aspirate blood and then flush with NS.
- * Stabilize needle with dressing, Occlusive dressing, and/or tape. Document date, time, and your initials on external dressing.

Citations: (Citizens Memorial Hospital, 2013)



Section 8-330 - Portable Ventilator

Scope of Practice:

- * EMD
- * EMR
- * EMT
- * AEMT
- * RN/Paramedic

Contraindications:

- * None.

Precautions:

- * Demand setting requires constant patient monitoring. If patient condition deteriorates, consider extubation and BVM.

Indications:

Need for ventilation of intubated patient.

Procedure:

- * Adjust settings (may be based on existing Ventilator settings or anticipated patient needs):
 - * Relief pressure is maximum delivered pressure.
 - * Air mix is set at either “No Air Mix (100% Oxygen)” or “Air Mix (45% Oxygen).”
 - * Frequency is the breaths per minute.
 - * Tidal volume is the volume of air per breath.
- * Connect supply hose to Oxygen, turn on Oxygen, and check visual alarm.
- * Connect patient hose and patient valve to ETT.
- * Confirm ventilation with auscultation and **Capnography**. Confirm Oxygenation with pulsoximeter.
- * Constant patient monitoring is made more critical if Ventilator is in demand mode.
- * Consider NG and/or OG Suction.

Citations:



Section 8-350 - Spinal Motion Restriction (SMR)

<p><u>Scope of Practice:</u></p> <ul style="list-style-type: none"> * <input type="checkbox"/> EMD * <input checked="" type="checkbox"/> EMR * <input checked="" type="checkbox"/> EMT * <input checked="" type="checkbox"/> AEMT * <input checked="" type="checkbox"/> RN/Paramedic <p><u>Precautions:</u></p> <ul style="list-style-type: none"> * If used, c-collar must be properly sized. * Appropriate amount of padding is needed to provide correct stabilization. * Unless it is necessary to change a patient’s position to maintain an open Airway or there is some other compelling reason, it is best to splint the neck or back in the original position of the deformity. 	<p><u>Contraindications:</u></p> <ul style="list-style-type: none"> * Elderly fall from standing with isolated Extremity fracture (i.e. hip fracture) without mechanism for spinal injury do not need SMR. * Spinal precautions can be maintained by application of a rigid cervical collar and securing the patient firmly to the EMS stretcher (no backboard), and may be most appropriate for: <ul style="list-style-type: none"> * Patients found to be ambulatory at the scene, * Extended transport time, * Severe epistaxis or facial bleeding, * Respiratory distress when supine, * Airway compromise when supine, OR * Penetrating trauma with NO evidence of spinal injury.
--	---

<p><u>Indications:</u></p> <ul style="list-style-type: none"> * High-energy mechanism of injury AND any of the following: <ul style="list-style-type: none"> * Drug or alcohol intoxication, Inability to communicate, Altered mental status, OR * Distracting injury. * Unconscious with unknown history of event. * Spinal Pain, tenderness, or deformity. * Neurologic complaint (i.e. numbness or motor weakness). * Patients “cleared” by transferring Physician being taken to trauma center meeting requirements for SMR must have SMR. <p>Protocol 1-020 - General Assessment and Treatment - Traumapage 12</p> <p>Protocol 5-020 - Abdominal Traumapage 1259</p> <p>Protocol 5-040 - Chest Traumapage 1261</p> <p>Protocol 5-050 - Extremity Traumapage 1262</p> <p>Protocol 5-070 - Head Traumapage 1264</p> <p>Protocol 5-080 - Spinal Traumapage 1265</p> <p>Protocol 5-090 - Trauma Arrestpage 1267</p> <p>Protocol 6-080 - Event Standbypage 1279</p>

<p><u>Procedure:</u></p> <ul style="list-style-type: none"> * Assess distal pulse, motor, and sensation. * Maintain manual stabilization, measure, size, and secure cervical collar. * Seated patient: Consider KED. * <u>If no posterior injuries suspected:</u> Eight-person lift a few inches and slide board underneath or use scoop stretcher. <ul style="list-style-type: none"> * OR Log-roll patient onto his/her side. Assess posterior and position backboard. * Secure thorax and legs to backboard. Pad. Ensure breathing is not restricted. * Secure Head and c-collar to backboard. Pad as needed. Tape should stick to all areas of forehead, eyebrows, collar, etc. * Reassess distal pulse, motor, and sensation.
--

<p><u>Citations:</u> (Bledsoe B. E., 2013), (Boland, Satterlee, & Jansen, 2014), (Citizens Memorial Hospital, 2014), (Citizens Memorial Hospital, 2014), (Foerster, 2013), (Mercy EMS, 2013), (National Association of EMS Physicians and American College of Surgeons Committee on Trauma, 2013), (Niven & Castle, 2010), (National Athletic Trainers Association, 2015)</p>

Section 8-360 - Splint

Scope of Practice:

- * EMD
- * EMR
- * EMT
- * AEMT
- * RN/Paramedic

Contraindications:

- *

Precautions:

- * May be time consuming, should not take priority over life threatening conditions. Bone fracture splints should immobilize joints above and below. Joint fractures should immobilize bones above and below.

Indications:

Protocol 5-050 - Extremity Trauma page 62

Procedure:

- * Following splints are recommended for the following situations. Every situation is different, so splints may have to be improvised to achieve the desired effect of immobilization:
 - * Clavicle: Sling and swath.
 - * Radius/ulna: Ladder, board, or SAM.
 - * Tibia/fibula: Ladder, board, or SAM.
 - * Ankle: Pillow.
 - * Joints: In position found.
 - * Pelvis: Scoop, pillow, inverted KED, LSB, MAST.
 - * Hand: In position of function.
- * Assess distal pulse, motor, and senses before and after splinting.

Evac-u-Splint Procedure:

- * Preparation:
 - * Lay mattress on flat surface near patient. Head and Shoulder logo indicates the Head end.
 - * Remove valve cap. Release vacuum by pushing red valve stem. Keep valve pushed in until mattress is pliable.
 - * Disconnect strap from patient side of mattress and position top strap at level of armpit.
 - * Smooth out beads to form level surface.
 - * Connect pump to mattress at either foot or Head end. Foot end is preferred. Pediatric mattress only has valve on foot end.
- * Application:
 - * Assess patient's respiratory and neurovascular status.
 - * Log roll patient onto mattress with manual c-spine control.
 - * Secure patient using straps. Remove excess strap slack working Head to feet.
 - * Repeat strap tightening if needed working Head to feet.
 - * Shape mattress and fill voids.
 - * Evacuate air from mattress. Pump may require up to 35 strokes to achieve rigid immobilization.
 - * Disconnect pump. Replace cap on valve.
 - * Secure Head using adhesive tape.
 - * Assess patient's respiratory and neurovascular status.

Citations:



Section 8-365 - Stair Chair

<p><u>Scope of Practice:</u> * <input type="checkbox"/> EMD * <input checked="" type="checkbox"/> EMR * <input checked="" type="checkbox"/> EMT * <input checked="" type="checkbox"/> AEMT * <input checked="" type="checkbox"/> RN/Paramedic <u>Precautions:</u> *</p>	<p><u>Contraindications:</u> *</p>
---	--

<p><u>Indications:</u> Section 8-060 - Cot.....page 179</p>

<p><u>Procedure:</u> *</p>

<p><u>Citations:</u></p>

Section 8-370 - Suction

Scope of Practice:

- * EMD
- * EMR - Only upper airway.
- * EMT - Only upper airway.
- * AEMT - Only upper airway and tracheobronchial suctioning of already intubated patient.
- * RN/Paramedic

Precautions:

- * Be sure to switch off as soon as possible to avoid shorting batteries.

Contraindications:

- *

Indications:

Protocol 4-130 - Neonatal Resuscitation..... page 53
Protocol 6-110 - Rapid Sequence Intubation (RSI) page 88

Procedure:

- * Place 2 fully charged batteries.
- * Attach patient connecting tube to patient port on the canister.
- * Turn switch on.
- * Occlude end of patient connecting tube and keep it occluded for 10sec. Release occlusion and check for negative pressure. If no negative pressure, check to ensure canister lid is tight and connections are secure.
- * Dispose of canister after use.

Citations:



Section 8-380 - Thermometer

Scope of Practice:

- * EMD
- * EMR
- * EMT
- * AEMT
- * RN/Paramedic

Precautions:

- * Prehospital thermometers should only be used to measure a patient’s temperature in the oral, axillary, or rectal body sites unless specifically designed for other locations by the manufacturer.
- * Do not take a patient’s temperature without using a Welch Allyn disposable probe cover. Doing so can cause patient discomfort, patient cross contamination, and erroneous temperature readings.


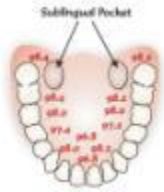

Contraindications:

- *

Indications:

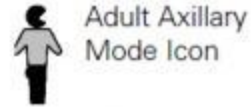
Protocol 1-010 - General Assessment and Treatment - Medicalpage 11
 Protocol 1-020 - General Assessment and Treatment - Traumapage 12

Oral Temperature Procedure:



- * Using Probe with Blue Ejection Button and Blue Probe Well
- * When used correctly, the SureTemp Plus thermometer accurately measures an oral temperature in approximately 4–6 seconds. The ability of the SureTemp Plus thermometer to take an accurate oral temperature requires correct user technique.
- * Holding the probe handle with your thumb and two fingers on the indentations of the probe handle, withdraw the probe from the probe well.
- * Verify that the oral model icon is selected by observing the flashing head icon on the instrument’s display. If this icon is not flashing, press the Mode Selection button until the head icon appears. 
- * Load a probe cover by inserting the probe into a probe cover and pressing the probe handle down firmly. The probe handle will move slightly to engage the probe cover. Use only Welch Allyn probe covers. The use of other manufacturer’s probe covers or no probe cover may produce temperature measurement errors and/or inaccuracy.
- * With the Oral Mode indicator flashing, quickly place the probe tip under the patient’s tongue on either side of the mouth to reach the rear sublingual pocket. Have the patient close his/her lips around the probe. Hold the probe in place, keeping the tip of the probe in contact with the oral tissue throughout the measurement process. Rotating “walking” segments appear on the display, indicating that measurement is in progress. 
- * The unit will beep three times when the final temperature is reached. The measurement site, temperature scale, and patient temperature will display on the LCD. Final temperature will remain on the display for 30 seconds.
- * If you cannot correctly measure the patient’s temperature in Normal Mode, the unit will automatically enter Monitor Mode. In this mode, measurement time is extended. Either repeat the temperature measurement in Normal Mode in the opposite sublingual pocket or keep the probe in place for three minutes in Monitor Mode. The thermometer will not beep to indicate a final temperature. Record the temperature before removing the probe from the site, as the temperature reading is not maintained in memory. 
- * Long-term continuous monitoring beyond three minutes is not recommended in the Oral Mode.
- * After the temperature measurement is complete, remove the probe from the patient’s mouth. Eject the probe cover by firmly pressing the ejection button on the top of the probe.
- * Return the probe to the probe well. The LCD display will go blank.
- * Patient actions may interfere with accurate oral temperature readings. Ingesting hot or cold liquids, eating food, chewing gum or mints, brushing teeth, smoking, or performing strenuous activity may affect temperature readings for up to 20 minutes after activity has ended.

Axillary Temperature Procedure:

- * Using Probe with Blue Ejection Button and Blue Probe Well
- * When used correctly, the SureTemp Plus thermometer accurately measures an axillary temperature for pediatric patients (ages 17 and younger) in approximately 10–13 seconds and for adult patients (ages 18 and older) in approximately 12–15 seconds.
- * Ensure that the axillary probe (blue ejection button) and the blue probe well are installed.
- * Holding the probe handle with your thumb and two fingers on the indentations of the probe handle, withdraw the probe from the probe well.
- * Verify that the axillary mode is selected by observing the correct flashing axillary icon on the instrument's display. If this icon is not flashing, press the Mode Selection button to select the Adult Axillary or Pediatric Axillary icon is displayed.
- * To ensure optimal accuracy, always confirm that the correct axillary mode is selected.
- * After a temperature is taken and the probe is returned to the probe well, the instrument reverts to the original measurement site mode.
- * Do not take an axillary temperature through patient's clothing. Direct contact between patient's skin and the probe is required.
- * Load a probe cover by inserting the probe into a probe cover and pressing the probe handle down firmly. The probe handle will move slightly to engage the probe cover.
- * Use only Welch Allyn probe covers. The use of other manufacturer's probe covers or no probe cover may produce temperature measurement errors and/or inaccuracy.
- * With the correct axillary mode indicator flashing, lift the patient's arm so that the entire axilla is easily seen. Place the probe as high as possible in the axilla. Do not allow the probe tip to come into contact with the patient until the probe is placed in the measurement site. Before this, any contact between the probe tip and the tissue or other material may cause inaccurate readings.
- * Verify that the probe tip is completely surrounded by axillary tissue and place the arm snugly at the patient's side. Hold the patient's arm in this position and do not allow movement of the arm or probe during the measurement cycle. Rotating "walking" segments appear on the display, indicating that measurement is in progress.
- * The unit will beep three times when the final temperature is reached. The measurement site, temperature scale, and patient temperature will display on the LCD. The final temperature will remain on the display for 30 seconds.
- * If you cannot correctly measure the patient's temperature in Normal Mode, the unit will automatically enter Monitor Mode. In this mode, measurement time is extended. Either repeat the temperature measurement in Normal Mode in the opposite axilla or keep the probe in place for five minutes in Monitor Mode. The thermometer will not beep to indicate a final temperature. Record the temperature before removing the probe from the site, as the temperature reading is not maintained in memory.
- * Long-term continuous monitoring beyond five minutes is not recommended in the Axillary Mode.
- * After the temperature measurement is complete, remove the probe from the patient's axilla. Eject the probe cover by firmly pressing the ejection button on the top of the probe.
- * Return the probe to the probe well. The LCD display will go blank.
- * Probe contact with electrodes, bandages, etc., poor tissue contact, taking a temperature over clothing, or prolonged exposure of axilla to ambient air can cause inaccurate temperature readings.



Rectal Temperature Procedure:

- * Using Probe with Red Ejection Button and Red Probe Well
- * When used correctly, the SureTemp Plus thermometer accurately measures rectal temperature in approximately 10–13 seconds.
- * Ensure that the rectal probe (red ejection button) and the red probe well are installed. The instrument will only operate in Rectal Mode when the red rectal probe and probe well are installed.
- * Holding the probe handle with your thumb and two fingers on the indentations of the probe handle, withdraw the probe from the probe well.
- * Observe the flashing lower-body icon on the unit's display. Load a probe cover by inserting the probe into a probe cover and pressing the probe handle down firmly. The probe handle will move slightly to engage the probe cover. 
- * With the Rectal Mode indicator flashing, separate the patient's buttocks with one hand. Using the other hand, gently insert the probe only 1.5 cm (5/8 in.) inside the rectum (less for infants and children). The use of a lubricant is optional.
- * Incorrect insertion of probe can cause bowel perforation.
- * Tilt the probe so that the tip of the probe is in contact with tissue. Keep the hand separating the buttocks in place, and hold the probe in place throughout the measurement process. Rotating "walking" segments appear on the display, indicating that measurement is in progress.
- * The unit will beep three times when the final temperature is reached. The measurement site, temperature scale, and patient temperature will display on the LCD. The final temperature will remain on the display for 30 seconds.
- * If you cannot correctly measure the patient's temperature in Normal Mode, the unit will automatically enter Monitor Mode. In this mode, measurement time is extended. Either repeat the temperature measurement in Normal Mode or keep the probe in place for three minutes in Monitor Mode. The thermometer will not beep to indicate a final temperature. Record the temperature before removing the probe from the site, as the temperature reading is not maintained in memory. 
- * Long-term continuous monitoring beyond three minutes is not recommended in Rectal Mode.
- * After the temperature measurement is complete, remove the probe from the patient's rectum. Eject the probe cover by firmly pressing the ejection button on the top of the probe.
- * Return the probe to the probe well. The LCD display will go blank.
- * Wash your hands. Washing hands greatly reduces the risk of cross-contamination and Nosocomial Infection.

Citations: (Welch Allyn, Inc.)

CMH/EMH EMS Quick Ref							
Normal Temperature Ranges							
	94°F	95°F	96°F	97°F	98°F	99°F	100°F
Oral							
0-2 yr							
3-10 yr			95.9 - 99.5				
11-65 yr				97.5 - 99.5			
Over 65 yr			96.4 - 98.6				
Rectal							
0-2 yr					97.9 - 100.4		
3-10 yr					97.9 - 100.4		
11-65 yr					98.6 - 100.6		
Over 65 yr			97.0 - 99.1				
Axillary							
0-2 yr		94.5 - 99.1					
3-10 yr			96.6 - 98.1				
11-65 yr		95.4 - 98.4					
Over 65 yr		95.9 - 97.3					
Ear							
0-2 yr					97.5 - 100.4		
3-10 yr			97.0 - 100.0				
11-65 yr		96.6 - 99.7					
Over 65 yr		96.4 - 99.5					
Core							
0-2 yr					97.5 - 100.0		
3-10 yr					97.5 - 100.0		
11-65 yr					98.2 - 100.2		
Over 65 yr		96.6 - 98.8					

Section 8-390 - Tourniquet

Scope of Practice:

- * EMD
- * EMR
- * EMT
- * AEMT
- * RN/Paramedic

Precautions:

- * Prolonged Tourniquet application may result in nerve damage, rhabdomyolysis, compartment syndrome, ischemia, and re-perfusion injury. Time of Tourniquet application **MUST** be reported to accepting ER.
- * Do not apply Tourniquet over a joint.

Contraindications:

- *

Indications:

Protocol 1-020 - General Assessment and Treatment - Traumapage 12
 Protocol 5-050 - Extremity Trauma
 (Life-threatening limb hemorrhage uncontrolled by simple methods)page 62
 Protocol 6-085 - High-Threat Responsepage 80

Procedure:

- * May use cloth, blood pressure cuff, or commercial device. Constricting band should be at least 1 inch wide.
- * Apply Tourniquet proximal to bleeding site.
- * Tighten Tourniquet until bright red bleeding has stopped.
- * Secure Tourniquet from loosening.
- * Note the time of Tourniquet application.

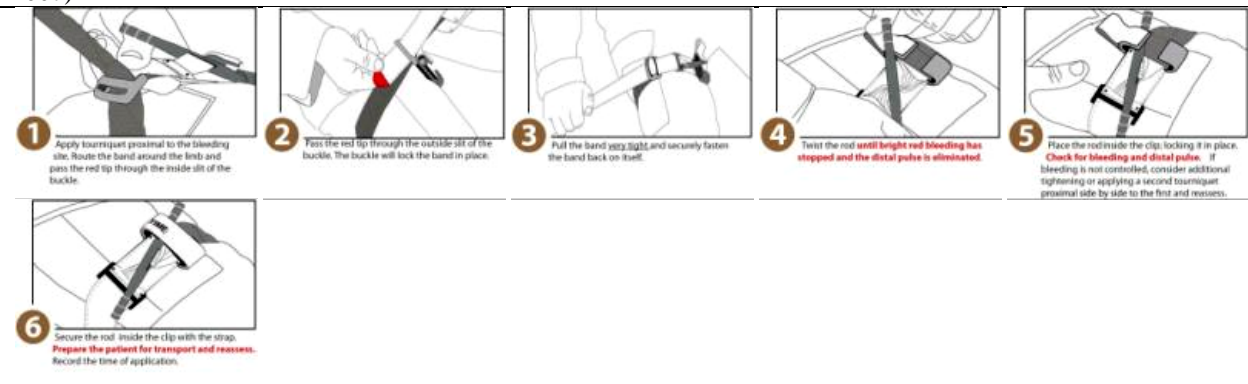
Advanced Life Support

- * Application of Tourniquets typically results in severe Pain. Consider referring to Protocol 6-050 - Control of Pain (page 75) after bleeding control and fluid administration.
- * If prolonged transport time, consider Tourniquet removal if all of the following are met:
 - * Not in circulatory shock.
 - * Stable vitals.
 - * Enough personnel and resources.
 - * Not an amputated Extremity.

*** Contact MEDICAL CONTROL.**

- * Apply pressure dressing and loosen Tourniquet (leave in place).
- * Re-tighten Tourniquet if significant bleeding returns.

Citations: (Cain, 2008), (Composite Resources, Inc), (Doyle & Taillac, 2008), (Flores, 2012), (Kragh, et al., 2008), (Richey, 2007)



Section 8-400 - Traction Splint

Scope of Practice:

- * EMD
- * EMR
- * EMT
- * AEMT
- * RN/Paramedic

Precautions:

- * In the case of open fracture with obvious contamination, loose debris should be brushed away and flushed with Saline prior to reduction.

Contraindications:

- * Proximal femur fracture.
- * Pelvic fracture.
- * Tibia/fibula fracture.

Indications:

Protocol 5-050 - Extremity Trauma (Open or closed femur fracture)..... page 62

Procedure:

- * Assess distal pulse, motor, and sensation. If pulses are absent, apply manual, inline Traction. Pulseoximetry can help with distal pulse monitoring.
- * Consider **MEDICAL CONTROL** for angulated or pulseless fractures.
- * Stabilize limb manually.
- * **ALS:** Consider sedation or analgesia prior to moving Extremity.
- * In general, if distal pulses and sensation are present, field reduction should not be attempted.
- * Reassess distal pulse, motor, and sensation.
- * Patient destination should be a trauma center.
- * In the event of bilateral femur fractures, consider MAST pants.

Citations:



Part 9 - Appendix

Section 9-010 - References

- About Drugs.* (n.d.). Retrieved December 26, 2014, from <http://www.aboutdrugs.net/>
- Alderfer, G. (2016, June 6). Pre-hospital sepsis treatment for continued care by hospitalists. (T. Becker, Interviewer)
- American Academy of Pediatrics. (2006). *Pediatric education for prehospital professionals* (2nd ed.). Sudbury, MA: Jones and Bartlett.
- Appelboam, A., Reuben, A., Mann, C., Gagg, J., Ewings, P., Barton, A., . . . Bengner, J. (2015, October 31). Postural modification to the standard Valsalva manoeuvre for emergency treatment of supraventricular tachycardias (REVERT): A randomised controlled trial. *The Lancet*, 386(10005), 1747-1753. Retrieved from [http://dx.doi.org/10.1016/S0140-6736\(15\)61485-4](http://dx.doi.org/10.1016/S0140-6736(15)61485-4)
- Bernard, S. A., Smith, K., Porter, R., Jones, C., Gailey, A., Cresswell, B., . . . StClair, T. (2015). Paramedic rapid sequence intubation in patients with non-traumatic coma. *Emergency Medicine Journal*, 32(1), 60-64. doi:10.1136/emmermed-2013-202930
- Bhattacharyya, M., Kalra, V., & Gulati, S. (2006). Intranasal midazolam vs rectal diazepam in acute childhood seizures. *Pediatric neurology*, 34(5), 355-359.
- Bledsoe, B. E. (2013, August 1). The evidence against backboards. *EMSWorld*.
- Bledsoe, B., & Benner, R. (2006). *Critical care paramedic*. Upper Saddle River, NJ: Pearson Prentice Hall.
- Bledsoe, B., Porter, R., & Cherry, R. A. (2011). *Essentials of paramedic care* (2nd ed.). Upper Saddle River, NJ: Pearson Prentice Hall.
- Bloom, R. (2006). *Textbook of neonatal resuscitation* (5th ed.). Dallas, TX: American Heart Association.
- Boland, L. L., Satterlee, P. A., & Jansen, P. R. (2014, January 22). Cervical spine fractures in elderly patients with hip fracture after low-level fall: An opportunity to refine prehospital spinal immobilization guidelines? *Prehospital and disaster medicine*, 29(1), 96-99.
- Borland, M. L., Bergesio, R., Pascoe, E. M., Turner, S., & Woodger, S. (2005). Intranasal fentanyl is an equivalent analgesic to oral morphine in paediatric burns patients for dressing changes: A randomised double blind crossover study. *Burns*, 31, 831-837.
- Cain, J. (2008, October 1). Appropriate Prehospital Tourniquet Use. *Law Officer*.
- Carnahan, R. (2010, March 31). Rules of Department of Health and Senior Services, division 30 - Division of regulation and licensure, chapter 40 - Comprehensive emergency medical services systems regulations. *Missouri code of state regulations*. Missouri.
- Carnahan, R. (2012, August 31). *Title 19 - Rules of Department of Health and Senior Services Division 30 - Division of regulation and licensure Chapter 40 - Comprehensive emergency medical systems regulations*. Retrieved October 2013, from Code of state regulations: <http://www.sos.mo.gov/adrules/csr/current/19csr/19c30-40a.pdf>
- Chapter 190 - Emergency services.* (2012, August 28). Retrieved October 2013, from Missouri revised statutes: <http://www.moga.gov/statutes/chapters/cap190.htm>
- Citizens Memorial Hospital. (2012, April 23). Policy #PHS.01.14 - Radio report. *Policy Manual*.
- Citizens Memorial Hospital. (2012, January 24). Policy #PHS.01.27 - Special events. *Policy Manual*.
- Citizens Memorial Hospital. (2012, April 23). Policy #PHS.01.32 - Mass casualty incident response. *Policy Manual*.
- Citizens Memorial Hospital. (2012, March 12). Policy #PHS.01.33 - Ambulance transfers. *Policy Manual*.
- Citizens Memorial Hospital. (2012, April 23). Policy #PHS.01.34 - Emergency medical services triage program. *Policy Manual*.

-
- Citizens Memorial Hospital. (2012, January 24). Policy #PHS.02.02 - Institution of protocols. *Policy Manual*.
- Citizens Memorial Hospital. (2012, January 24). Policy #PHS.05.02 - Physical restraints used by emergency medical services. *Policy Manual*.
- Citizens Memorial Hospital. (2013, January). *Central venous access device*. Retrieved from PolicyStat: <https://citizensmemorial.policystat.com/policy/990417/latest/>
- Citizens Memorial Hospital. (2013, January). *Intravenous venipuncture*. Retrieved from PolicyStat: <https://citizensmemorial.policystat.com/policy/990504/latest/>
- Citizens Memorial Hospital. (2013, August 14). Policy #PHS.01.03 - Acquisition of medical control. *Policy Manual*.
- Citizens Memorial Hospital. (2013, August 14). Policy #PHS.01.04 - Documentation requirements. *Policy Manual*.
- Citizens Memorial Hospital. (2013, August 14). Policy #PHS.01.07 - Helicopter landing site designation. *Policy Manual*.
- Citizens Memorial Hospital. (2013, September 5). Policy #PHS.01.15 - Electronic patient care report usage. *Policy Manual*.
- Citizens Memorial Hospital. (2013, March 4). Policy #PHS.01.18 - Armed subject demanding narcotics. *Policy Manual*.
- Citizens Memorial Hospital. (2013, August 14). Policy #PHS.01.22 - Oxygen cylinders. *Policy Manual*.
- Citizens Memorial Hospital. (2013, July 1). Policy #PHS.01.24 - Controlled medications in prehospital services. *Policy Manual*.
- Citizens Memorial Hospital. (2013, August 14). Policy #PHS.01.37 - Education and competency. *Policy Manual*.
- Citizens Memorial Hospital. (2013, February 28). Policy #PHS.02.01 - Medical control of patient care. *Policy Manual*.
- Citizens Memorial Hospital. (2013, August 14). Policy #PHS.02.03 - Air transport of patients. *Policy Manual*.
- Citizens Memorial Hospital. (2013, August 14). Policy #PHS.02.04 - Patients determined to be dead at the scene. *Policy Manual*.
- Citizens Memorial Hospital. (2013, April 30). Policy #PHS.02.06 - Request for blood alcohol sample for law enforcement. *Policy Manual*.
- Citizens Memorial Hospital. (2013, August 12). Policy #PHS.03.07 - Cot lifting / Lifting of patients. *Policy Manual*.
- Citizens Memorial Hospital. (2014, January 13). Policy #EMS.09.05 - Orthopedic injuries. *Policy Manual*.
- Citizens Memorial Hospital. (2014, January 13). Policy #EMS.09.07 - Poisoning / Overdose. *Policy Manual*.
- Citizens Memorial Hospital. (2014, January 13). Policy #EMS.09.09 - Anaphylaxis management. *Policy Manual*.
- Citizens Memorial Hospital. (2014, January 13). Policy #EMS.09.10 - Removal of Cervical Collar. *Policy Manual*.
- Citizens Memorial Hospital. (2014, January 28). STEMI paging system policy.
- Clarke, S. F., Dargan, P. I., & Jones, A. L. (2005, September). Naloxone in opioid poisoning: Walking the tightrope. *Emergency Medicine Journal*, 22(9), 612-616. doi:10.1136/emj.2003.009613
- Clemency, B. M., Thompson, J. J., Tundo, G. N., & Lindstrom, H. A. (2013, October). Prehospital high-dose sublingual nitroglycerin rarely causes hypotension. *Prehospital and disaster medicine*, 28(5), 477-481.
- Committee for Tactical Emergency Casualty Care. (2014, June). *Guidelines*. Retrieved January 30, 2015, from <http://c-tecc.org/guidelines>

- Composite Resources, Inc. (n.d.). Combat application tourniquet instructions for use. Rock Hill, SC.
- Cooper, J. (2015, January 21). STEMI center mentorship. (T. Becker, Interviewer)
- Cox Paramedics. (2014, February 13). Cox Paramedics Protocols. (M. Dawson, Ed.) Springfield, MO.
- CredibleMeds. (2015, September 15). *Combined list of drugs that prolong QT and/or cause Torsades de Pointes (TDP)*. Retrieved November 17, 2015, from CredibleMeds:
<https://www.crediblemeds.org/new-drug-list/>
- Cyanokit. (2012, November 15). *Cyanokit*. Retrieved from Cyanokit: <http://www.cyanokit.com>
- Designated hospitals. (n.d.). Retrieved March 30, 2015, from Missouri Department of Health and Senior Services:
<http://health.mo.gov/living/healthcondiseases/chronic/tcdsystem/designatedhospitals.php>
- Doyle, G. S., & Taillac, P. P. (2008, April/June). Tourniquets: A review of current use with proposals for expanded prehospital use. *Prehospital emergency care, 12*(2).
- Filanovsky, Y., Miller, P., & Kao, J. (2010). Myth: Ketamine should not be used as an induction agent for intubation in patients with head injury. *Canadian journal of emergency medicine, 12*(2), 154-157.
- Finn, J., Wright, J., Fong, J., Mackenzie, E., Wood, F., Leslie, G., & Gelavis, A. (2004). A randomised crossover trial of patient controlled intranasal fentanyl and oral morphine for procedural wound care in adult patients with burns. *Burns, 262*-268.
- Flores, R. (2012, November 30). Saving life and limb. *On patrol - The magazine of the USO*.
- Flower, O., & Hellings, S. (2012). Sedation in traumatic brain injury. *Emergency medicine international, 2012*.
- Foerster, C. R. (2013, June 19). The effect of spinal immobilization on vital signs. *Prehospital and disaster medicine, 28*(5), 533-534.
- Guglin, M., & Postler, G. (2009, August 10). High dose nitroglycerin treatment in a patient with cardiac arrest: A case report. *Journal of Medical Case Reports, 3*, 8782-8785.
- Holsti, M., Sill, B. L., Firth, S. D., Filloux, F. M., Joyce, S. M., & Furnival, R. A. (2007, March). Prehospital intranasal midazolam for the treatment of pediatric seizures. *Pediatric emergency care, 23*(3), 148-153.
- Howard, E. (2015). Advanced airway strategies: RSI, how and why. Bolivar, MO.
- Joint Committee to Create a National Policy to Enhance Survivability from Mass-Casualty Shooting Events. (2013, September 1). *Active shooter and intentional mass-casualty events: The Hartford Consensus II*. Retrieved December 28, 2015, from American College of Surgeons:
<http://bulletin.facs.org/2013/09/hartfordconsensusii>
- Kragh, J. F., Walters, T. J., Baer, D. G., Fox, C. J., Wade, C. E., Salinas, J., & Holcomb, J. B. (2008, February). Practical use of emergency tourniquets to stop bleeding in major limb trauma. *The journal of trauma injury, infection, and critical care, 64*(2), S38-S50.
- Laszlo, N. K., Differding, J. A., Enomoto, T. M., Sawai, R. S., Muller, P. J., Diggs, B., . . . Schreiber, M. A. (2006, July). Resuscitation with normal saline (NS) vs. lactated ringers (LR) modulates hypercoagulability and leads to increased blood loss in an uncontrolled hemorrhagic shock swine model. *The Journal of Trauma Injury, Infection, and Critical Care, 61*(1), 57-65.
- LeCong, M. (2012, October 3). Draft protocol for use of tranexamic acid in trauma patients in the prehospital setting. Queensland.
- Liccardi, C., & Becker, T. (2016). *Bolivar city rescue task force standard operating procedures*.
- Maine EMS Trauma Advisory Committee. (2013, April 23). Tranexamic Acid use for bleeding trauma patients. *Consensus statement and clinical advice for trauma management*.
- McAuley, D. F. (2014, July 27). *NSAID's - Dosing table*. Retrieved May 4, 2014, from GlobalRPh Inc.:
<http://www.globalrph.com/nsaids.htm>
- Medical Control Board - EMS System for Metropolitan Oklahoma City and Tulsa. (2013, January 16). Tranexamic acid (TXA, Cyclokapron).

- Medtrade Products Ltd. (n.d.). Celox gauze how to use guide. Retrieved December 29, 2014, from <http://www.celoxmedical.com/wp-content/uploads/2013-A4-How-to-use-Celox-Gauze.pdf>
- Mercy Burn Center. (2014, February 21). Burn Guide. doi:SPR_12621
- Mercy EMS. (2013). Mercy EMS ground protocols. Springfield, MO.
- Mercy EMS. (2013, December). Selective spinal stabilization - Utilization of backboard and c-collar.
- Mercy Life Line. (2013, September). Mercy Life Line protocols. Springfield, MO.
- Merk, R. (2016, June 23). Email: EMS IVs. (N. Taylor, & T. Becker, Interviewers)
- Missouri Department of Mental Health. (2013, June). Show me emotional first aid. Retrieved from <http://www.dmh.mo.gov/disaster>
- Missouri EMS Regional Committee - Southwest Region. (2013, December). STEMT (St-segment elevation myocardial infarction) protocol.
- Missouri revised statutes. (2014, August 28). Retrieved from Missouri general assembly: <http://www.moga.mo.gov/mostatutes/stathtml/19000002551.html>
- Morrison, J. J., Dubose, J. J., Rasmussen, T. E., & Midwinter, M. J. (2011, October 17). Military application of tranexamic acid in trauma emergency resuscitation (MATTERs) study. *Archives of surgery*.
- National Association of EMS Physicians and American College of Surgeons Committee on Trauma. (2013, July/September). Position statement: EMS spinal precautions and the use of the long backboard. *Prehospital emergency care*(3).
- National Association of State EMS Officials. (2014). *National model EMS clinical guidelines*.
- National Athletic Trainers Association. (2015). *Appropriate care of the spine injured athlete*.
- National Highway Traffic Safety Administration. (2007, February). National EMS scope of practice model.
- NIH stroke scale international. (2003, October 1). Retrieved March 30, 2015, from <http://www.nihstrokescale.org/>
- Niven, M., & Castle, N. (2010, June). Use of tourniquets in combat and civilian trauma situations. *Emergency nurse*, 18(3), 32-36.
- O'Donnell, D. P., Schafer, L. C., Stevens, A. C., Weinstein, E., Miramonti, C. M., & Kozak, M. A. (2013, May 24). Effect of introducing the mucosal atomization device for fentanyl use in out-of-hospital pediatric trauma patients. *Prehospital and disaster medicine*, 28(5), 520-522.
- Phillips, C. R., Vinecore, K., Hagg, D. S., Sawai, R. S., Differding, J. A., Watters, J. M., & Schreiber, M. A. (2009, March 4). Resuscitation of haemorrhagic shock with normal saline vs. lactated ringer's: Effects on oxygenation, extravascular lung water and haemodynamics. *Critical Care*, 13(2), R30.
- Pieretti, M. (2007). Paramedicine drug study cards. Mosby Inc.
- Priority Dispatch. (2012). *The national academy QA guide - Medical priority dispatch system* (v12.2 ed.). Priority Dispatch Corp.
- Proposed regulations. (2010, May 14). *Missouri Code of State Regulations - Title 19, Division 30, Chapter 40*.
- Ralston, M. (2011). *PALS*. Dallas, TX: American Heart Association.
- Richey, S. L. (2007, October 24). Tourniquets for the control of traumatic hemorrhage: A review of the literature. *World journal of emergency surgery*, 28(2).
- Roberts, I., Shakur, H., Ker, K., & Coats, T. (2012). Antifibrinolytic drugs for acute traumatic injury. *The Cochrane Collaboration*.
- Schott, C. (2010, January 25). Fluid resuscitation: 0.9% normal saline vs lactated ringer's vs albumin. *EVMS Journal Club Review*.
- Sheppard, C. W. (2013, October 8). New oxygen protocol for Life Line. Springfield, MO.

- Silbergleit, R., Durkalski, V., Lowenstein, D., Conwit, R., Pancioli, A., Palesch, Y., & Barsan, W. (2012, February 16). Intramuscular versus intravenous therapy for prehospital status epilepticus. *The New England journal of medicine*, 366(7), 591-600.
- Sober Recovery*. (n.d.). Retrieved December 26, 2014, from <http://www.soberrecovery.com/>
- Society of Critical Care Medicine. (2016, June 6). Retrieved from Surviving sepsis campaign: <http://survivingsepsis.org/>
- Street Rx*. (n.d.). Retrieved December 26, 2014, from <http://streetrx.com/>
- Swaminathan, A. (2014, December 1). *Roc rocks and Sux sucks! Why Rocuronium is the agent of choice for RSI*. Retrieved April 28, 2015, from emDocs: <http://www.emdocs.net/roc-rocks-sux-sucks-rocuronium-agent-choice-rsi/>
- Taney County Ambulance District. (2014, November 1). Protocols, Procedures, and Medications. Hollister, MO.
- Teleflex Incorporated. (2013). Using the LMA MAD nasal intranasal mucosal atomization device.
- The InterAgency Board. (2015). *Improving active shooter / hostile event response*.
- Todd, S., & Malinoski, D. (2007). Lactated ringer's is superior to normal saline in resuscitation of uncontrolled hemorrhagic shock. *The journal of trauma injury, infection, and critical care*, 62, 636-639.
- University of Kansas Hospital. (n.d.). National Institutes of Health (NIH) stroke scale (NIHSS).
- US Department of Justice, Drug Enforcement Administration, Office of Diversion Control. (n.d.). *Controlled Substance Schedules*. Retrieved December 26, 2014, from <http://www.deadiversion.usdoj.gov/schedules/>
- Vidacare Corporation. (2009, October). EZ-IO G3 power driver - Directions for use. Shavano Park, Texas.
- Wake County EMS System. (2010). Clinical Operating Guidelines. Raleigh, NC.
- Weingart, S. D., & Levitan, R. M. (2012, March). Preoxygenation and prevention of desaturation during emergency airway management. *Annals of Emergency Medicine*, 59(3), 165-173. doi:10.1016
- Weingart, S. D., Trueger, S., Wong, N., Scofi, J., Singh, N., & Rudolph, S. S. (2014, September 25). Delayed sequence intubation: A prospective observational study. *Annals of Emergency Medicine*. doi:0196-0644
- Welch Allyn, Inc. (n.d.). SureTemp Plus directions for use. Skaneateles Falls, NY, USA. doi:Material No 409844

This page is left intentionally blank.

Section 9-020 - Change Log**Version 1 (Apgar)**

Version One is named in dedication to Virginia Apgar who was an American obstetrical anesthesiologist who introduced obstetrical considerations to the field of neonatology.

Changes from version 1 to version 2 (Blalock)

Version Two is named in dedication to Alfred Blalock who was an American surgeon who conducted significant research on shock and blue baby syndrome.

Protocol	Date	Version 2 changes description
Entire document	06/01/12	6/1/12 version 1 approved by Roger Merk, MD.
	08/29/13	9/1/13 version 2 approved by Roger Merk, MD.

Changes from version 2 to version 3 (Cohn)

Version Three is named in dedication to Edwin Joseph Cohn who was an American scientist who developed the technique to separate blood plasma for transfusions.

Protocol	Date	Version 3 changes description
Entire document	10/09/13	Modification to most documents to include Oxygen titration based on Mercy Life Line protocols.
	12/13/13	Modification to most documents to remove Capnography as a BLS skill, now is "assist ALS."
	12/16/13	1/1/14 Version 3 approved by Roger Merk, MD.
	12/20/13	1/1/14 Version 3 re-approved by Roger Merk, MD (includes CVA and STEMI changes).
	2/10/14	Removed QR codes and re-released as version 3.
Protocol 1-010 - General Assessment and Treatment - Medical	10/04/13	Added orthostatic. Added 4-lead and 12-lead BLS vs ALS clarification.
	11/11/13	Added quote from MO Statutes on transporting TCD.
Protocol 1-020 - General Assessment and Treatment - Trauma	11/11/13	Added quote from MO Statutes on transporting TCD.
	1/28/14	Changed ALS indicated pulseox to reflect Oxygen titration changes.
Protocol 2-020 - Atrial Fibrillation (A-Fib) or Atrial Flutter	11/11/13	Added quote from MO Statutes on transporting TCD trauma.
Protocol 2-040 - Bradycardia	10/04/13	Added rates to BLS Combo Pads.
Protocol 2-050 - Chest Discomfort	10/04/13	Added rates to BLS Combo Pads. Added "unstable" to Pacing. Added "stable" to Atropine.
	10/07/13	Clarified image for 12- and 15-Lead placement.
	11/11/13	Added quote from MO Statutes on transporting TCD STEMI.
	12/20/13	Added CMH Cath Lab activation procedure.
	1/29/14	Added preferred IV locations, Combo Pads. Changed ER contact phone number. Changed EKG email address. Coordinated protocol with CMH policies.
2/2/14	Changed EKG email address again.	
Protocol 2-080 - Tachycardia Narrow Stable	10/04/13	Added rates and "consider" to Combo Pads.
Protocol 2-090 - Tachycardia Narrow Unstable	10/04/13	Added rates to Combo Pads.
Protocol 2-100 - Tachycardia Wide Stable	10/04/13	Added rates and "consider" to Combo Pads.
	11/11/13	Fixed Mag Sulfate dose over 5 min to over 15-20 min (assume it was a typo).
Protocol 2-110 - Tachycardia Wide Unstable	10/04/13	Added rates to Combo Pads. Added "symptomatic" to ALS treatments.
Protocol 2-130 - Ventricular Ectopy	10/04/13	Added "consider" to Combo Pads.
Protocol 2-140 - Ventricular Fibrillation (V-Fib or V-Tach)	10/04/13	Changed witnessed pediatric energy from 2 J/kg to 4 J/kg.
Protocol 2-150 - Wolff-Parkinson-White (WPW)	10/04/13	Added "consider" to Combo Pads.
Protocol 3-010 - Drowning	10/04/13	Added "consider Combo Pads."
	12/13/13	Removed CPAP as BLS skill, now is "assist ALS."
Protocol 3-030 - Hypothermia	10/04/13	Added "consider Combo Pads."
Protocol 4-020 - Anaphylaxis	1/29/14	Coordinated protocol with CMH policies.
Protocol 4-040 - Behavioral	11/11/13	Removed Versed and replaced with Valium.
	1/29/14	Added types of Restraint allowed by policy. Added handcuff comment from policy.
Protocol 4-050 - Cerebrovascular Accident (CVA) or Stroke	11/11/13	Added quote from MO Statutes on transporting TCD stroke.
	12/20/13	Added comment that TCD only applies when onset of symptoms less than 4 hours ago.
	1/29/14	Coordinated protocol with CMH policies.
Protocol 4-060 - Chronic Obstructive Pulmonary Disease (COPD)	12/13/13	Removed CPAP as BLS skill, now is "assist ALS."
Protocol 4-070 - Congestive Heart Failure (CHF)	12/13/13	Removed CPAP as BLS skill, now is "assist ALS."
Protocol 4-080 - Croup	10/04/13	Added "(max 1 dose)" to Racemic.
	11/11/13	Added IV/IM/PO for Decadron and added Solu-Medrol.
Protocol 4-090 - Childbirth	10/04/13	Added "consider" to orthostatic.

Protocol	Date	Version 3 changes description
Protocol 4-100 - Fever	11/11/13	Added adult doses of Acetaminophen and Ibuprofen.
Protocol 4-120 - Hypoglycemia	10/04/13	Removed "(entire tube)" from oral Glucose.
Protocol 4-140 - Poisoning or Overdose	1/9/14	Corrected poison control number.
	1/29/14	Added consider hazmat decon. Added Hydrofluoric acid treatment. Coordinated with CMH policies.
Protocol 4-160 - Pre-Term Labor	10/04/13	Added "consider" to orthostatic.
Protocol 4-170 - Seizures	11/11/13	Added "ensure open Airway" to BLS. Moved IM Versed to bottom of options.
Protocol 4-175 -	10/04/13	Added "consider" to orthostatic.
	11/11/13	Changed "put baby to nurse" to "have mother breastfeed."
Protocol 5-030 - Burns	1/29/14	Added consider saran wrap. Replaced Parkland formulas with new ABLIS fluid guidelines. Added consider direct transport to burn center guidelines. Added contraindication for King Airway and 7.5 ET tube desired.
Protocol 5-040 - Chest Trauma	10/04/13	Indented BLS CPAP under Flail Chest.
	12/13/13	Removed CPAP as BLS skill, now is "assist ALS."
Protocol 5-050 - Extremity Trauma	11/29/13	Added "consider Tourniquet" to BLS.
	1/29/14	Added cold pack and dressings from orthopedic injury CMH policy.
Protocol 5-060 - Eye Injury	10/04/13	Moved Morgan Lens from ALS to BLS.
Protocol 5-070 - Head Trauma	11/19/13	Changed SMR mandatory to SMR "as required."
Protocol 5-090 - Trauma Arrest	10/04/13	Removed need for 20 minutes of ACLS and added immediate trauma termination from 6-140.
Section 6-010 - Acquisition of Medical Control	1/29/14	Added comment if med control cannot be contacted from CMH policies.
Section 6-020 - Air Ambulance	1/29/14	Coordinated protocol with CMH policies.
Section 6-030 - Competencies and Education	12/13/13	Added National Scope of Practice graphic.
	1/29/14	Coordinated protocol with CMH policies.
Protocol 6-055 - Decontamination	1/29/14	Coordinated protocol with CMH policies.
Protocol 6-080 - Event Standby	10/04/13	Changed "ALS bag" to "first-in bag." Changed "will" to "may" provide ALS ambulance.
	1/29/14	Coordinated protocol with CMH policies.
Protocol 6-090 - IDLH Standby	1/29/14	Removed "rehabilitation" from title.
Protocol 6-110 - Rapid Sequence Intubation (RSI)	1/29/14	Added "request second unit if possible."
Section 6-120 - Transfer of Care	10/04/13	Added BLS section for EMT maintaining care in new ambulance after breakdown. Specified EMT/Medic maintains care even if new ambulance is not CMH.
	11/11/13	Changed "should maintain pt care" to "may maintain pt care."
Protocol 6-130 - Triage	1/29/14	Defined mass casualty from policy. Added first arriving crew's responsibilities from policies. Added when Triage tags used from policies.
Section 6-140 - Termination of Resuscitation	10/04/13	Specified faxing ePCR only to non-CMH facilities.
	1/29/14	Added if at healthcare facility, scene may be cleared. Coordinated with CMH policies.
Part 7 - Medication Protocols	10/07/13	Added images of typical medication (vials).
Section 7-010 - Acetaminophen (Tylenol)	11/11/13	Added adult dose.
Section 7-060 - Aspirin	12/20/13	Added EMT scope of practice statement.
Section 7-070 - Ativan (Lorazepam)	10/09/13	Added option for SL tablet.
Section 7-140 - Decadron (Dexamethasone)	11/11/13	Added IV/IO/IM/PO and moved Neb to last resort.
Section 7-190 - Epinephrine 1:1,000	10/06/13	Added "medication" should be protected from light.
	12/20/13	Added EMT scope of practice statement.
Section 7-200 - Epinephrine 1:10,000	10/06/13	Added "medication" should be protected from light.
Section 7-230 - Fentanyl (Sublimaze)	1/29/14	Coordinated with CMH policies.
Section 7-250 - Glucose	12/20/13	Added EMT scope of practice statement.
Section 7-280 - Hydralazine (Apresoline)	11/11/13	Added adult dose.
Section 7-390 - Morphine	1/29/14	Coordinated with CMH policies.
Section 7-440 - Normal Saline (NS, Sodium Chloride)	12/20/13	Added EMT scope of practice statement.
Section 7-460 - Oxygen	10/09/13	Major modification to include titration based on Mercy Life Line protocols.
	12/20/13	Added EMT scope of practice statement.
	1/29/14	Coordinated with CMH policies.
Section 7-580 - Valium (Diazepam)	1/29/14	Coordinated with CMH policies.
Section 7-600 - Versed (Midazolam)	1/29/14	Coordinated with CMH policies.
Section 8-010 - Automated External Defibrillator (AED)	12/15/13	Added EMT scope of practice statement.
Section 8-020 - Blood Draw Kit	1/29/14	Coordinated with CMH policies.
Section 8-032 - Capnometer	12/15/13	Changed to ALS skill.
Protocol 8-040 CombiTube	12/15/13	Added EMT scope of practice statement.
Section 8-050 - Continuous Positive Airway Pressure (CPAP)	12/15/13	Changed to ALS skill.
Section 8-060 - Cot	12/15/13	Added EMT scope of practice statement.
	1/29/14	Added number of lifters based on patient weight from CMH policies.
Section 8-120 - Glucometer	12/15/13	Added EMT scope of practice statement.
Section 8-130 - Intranasal (IN) Device	11/11/13	Added comment that IV route is preferred.

Protocol	Date	Version 3 changes description
Section 8-150 - Kendrick Extrication Device (KED)	12/15/13	Added EMT scope of practice statement.
Section 8-160 - King LTSD Airway	12/15/13	Added EMT scope of practice statement.
Section 8-170 - Laryngeal Mask Airway (LMA) Supreme	12/15/13	Added EMT scope of practice statement.
Section 8-190 - LifePak	12/15/13	Added EMT scope of practice statements.
Section 8-210 - Morgan Lens	11/11/13	Changed to BLS and added ALS section for Tetracaine.
	12/15/13	Changed back to ALS skill.
Section 8-230 - Naso-Pharyngeal Airway (NPA)	12/15/13	Added EMT scope of practice statement.
Section 8-260 - Oro-Pharyngeal Airway (OPA)	12/15/13	Added EMT scope of practice statement.
Protocol - 8-310 MAST	12/15/13	Added EMT scope of practice statement.
Section 8-330 - Portable Ventilator	12/15/13	Changed to BLS skill
	1/29/14	Changed back to ALS skill.
Section 8-350 - Spinal Motion Restriction (SMR)	11/19/13	Added EMS Physicians position statement on backboards to only immobilize patients with spinal symptoms or altered consciousness.
	12/15/13	Added EMT scope of practice statement. Added facial bleeding and supine dyspnea to backboard contraindications. Added multi-person lift to procedure vs log-roll.
	1/29/14	Added c-collars should only be removed by ER MD from CMH policies.
Section 8-360 - Splint	12/15/13	Added EMT scope of practice statement.
Section 8-370 - Suction	12/15/13	Added EMT scope of practice statement.
Section 8-375 Tablet	12/10/13	Added Tablet protocol (for STEMI transmission).
Section 8-390 - Tourniquet	11/29/13	Added indications for use. Added precautionary statement about re-perfusion injury. Added ALS analgesics and Tourniquet removal instructions. Added Combat Application Tourniquet instructional graphic.
	12/15/13	Added EMT scope of practice statement.
Section 8-400 - Traction Splint	12/15/13	Added EMT scope of practice statement.

Changes from version 3 to version 4 (Drew)

Version Four is named in dedication to Charles Richard Drew who was an American physician who developed techniques for blood storage and protested the practice of segregating blood supplied based on race of the donor.

Protocol	Date	Version 4 changes description
Entire document	12/12/14	Changed Pre-Hospital Services to Emergency Medical Services
	3/30/15	Added sections for EMR and changed BLS/ALS to EMT/Paramedic.
	3/31/15	Added QR codes and links to research articles.
	4/7/15	Changed several headings from "Protocol" to "Section" to indicate they are informational and not to be used in documentation as the protocol used to treat the patient.
	4/14/15	Changed "<" to "less than", ">" to "greater than", and "MFR" to "EMR" throughout document to reduce confusion and align with national terminology.
	4/14/15	4/1/15 version approved and signed by Dr. Merk and Neal Taylor.
Part 0 - Front Matter	12/12/14	Added definition of pediatric. Added DELIBERATE ACTIONS.
	3/2/15	Removed DELIBERATE ACTIONS.
	3/30/15	Added statement about EMR, EMT, and medic and the adoption of these protocols by first responder agencies.
Section 0-300 - Table of Contents	12/12/14	Added column to identify Subject Matter Experts (SME).
	3/2/15	Removed SME column and created separate Excel document.
Protocol 1-010 - General Assessment and Treatment - Medical	12/12/14	Added if patient contact time less than 15 min, only one set of vitals needed. Added definition of DELIBERATE ACTIONS.
	3/2/15	Removed DELIBERATE ACTIONS.
Protocol 1-020 - General Assessment and Treatment - Trauma	12/12/14	Added comment to maintain patient temp. Added comment if patient contact time less than 15 min, only one set of vitals needed. Added definition of DELIBERATE ACTION. Removed list of trauma centers.
	3/2/15	Removed DELIBERATE ACTION. Moved location from 5-010 to 1-020 to keep general assessment protocols together.
	3/30/15	Added trauma destination determination flowchart.
	4/3/15	Added "consider SMR."
Protocol 2-010 - Asystole	12/12/14	Added consider Gastric Tube.
	4/3/15	Moved Gastric Tube to Protocol 6-110 - Rapid Sequence Intubation (RSI).
Protocol 2-020 - Atrial Fibrillation (A-Fib) or Atrial Flutter	12/12/14	Added Procainamide if pulmonary edema based on Dr. Nix conversation about a specific patient.
	4/3/15	Removed Procainamide after conversation with Dr. Merk. Clarified when to apply Combo Pads according to age and rates.
Protocol 2-040 - Bradycardia	12/12/14	Added contact medical control for Pacing Hypothermia patient. Added weight-based Fentanyl dose for greater than 65 yr.
	12/15/14	Added "do not delay for IV."
Protocol 2-050 - Chest Discomfort	12/12/14	Removed Blood Draw. Added Fentanyl if nitro and Morphine contraindicated.
	12/15/14	Added "within 5 min" for ASA administration.

Protocol	Date	Version 4 changes description
	3/30/15	Added STEMI destination determination flowchart.
	4/3/15	Added "Use Tablet" for STEMI transmission.
Protocol 2-070 - Pulseless Electrical Activity (PEA)	12/12/14	Added consider Gastric Tube.
	4/3/15	Moved Gastric Tube to Protocol 6-110 - Rapid Sequence Intubation (RSI).
Protocol 2-090 - Tachycardia Narrow Unstable	12/12/14	Made Cardioversion a DELIBERATE ACTION.
	12/15/14	Added "do not delay for IV."
	3/2/15	Removed DELIBERATE ACTION.
Protocol 2-100 - Tachycardia Wide Stable	4/3/15	Clarified when to apply Combo Pads according to age and rates.
Protocol 2-110 - Tachycardia Wide Unstable	12/12/14	Made Cardioversion a DELIBERATE ACTION.
	12/15/14	Added "do not delay for IV."
	3/2/15	Removed DELIBERATE ACTION.
	4/3/15	Clarified when to apply Combo Pads according to age and rates.
Protocol 2-120 - Torsades de Pointes	12/12/14	Added consider Gastric Tube.
	4/3/15	Moved Gastric Tube to Protocol 6-110 - Rapid Sequence Intubation (RSI).
Protocol 2-140 - Ventricular Fibrillation (V-Fib or V-Tach)	12/12/14	Added consider Gastric Tube.
	4/3/15	Moved Gastric Tube to Protocol 6-110 - Rapid Sequence Intubation (RSI).
	4/3/15	Moved Gastric Tube to Protocol 6-110 - Rapid Sequence Intubation (RSI).
Protocol 3-010 - Drowning	4/14/15	Added "consider" to limb leads.
Protocol 3-020 - Hyperthermia	12/29/14	Changed name from "Heat exhaustion / heat stroke" to "Hyperthermia."
	4/14/15	Added "consider" to limb leads. Moved heat exhaustion and heat stroke sections from ALS to EMR.
Protocol 3-030 - Hypothermia	12/12/14	Changed Fentanyl over 65 yr to weight-based dose.
	1/29/14	Changed name from "Hypothermia / frostbite" to "Hypothermia."
	4/3/15	Moved Gastric Tube to Protocol 6-110 - Rapid Sequence Intubation (RSI).
	4/14/15	Added "consider" to limb leads.
Protocol 3-040 - Hypothermia Arrest	4/3/15	Moved Gastric Tube to Protocol 6-110 - Rapid Sequence Intubation (RSI).
Protocol 4-010 - Abdominal Pain	12/12/14	Changed Fentanyl over 65 yr to weight-based dose. Clarified pediatric Zofran and Phenergan dosages.
Protocol 4-020 - Anaphylaxis	2/22/14	Changed Oxygen dose to maintain 100%.
	4/14/15	Added "consider" to limb leads.
Protocol 4-030 - Asthma	12/12/14	Made Intubation a DELIBERATE ACTION.
	3/2/15	Removed DELIBERATE ACTION.
Protocol 4-040 - Behavioral	1/20/15	Added emotional first aid steps.
Protocol 4-050 - Cerebrovascular Accident (CVA) or Stroke	12/12/14	Removed Blood Draw. Removed pending list of stroke centers.
	3/30/15	Added stroke destination determination flowchart.
	3/31/15	Added NIH Stroke Scale.
	4/14/15	Moved Cincinnati and NIH stroke scales to EMR section.
Protocol 4-060 - Chronic Obstructive Pulmonary Disease (COPD)	12/12/14	Made Intubation a DELIBERATE ACTION.
	3/2/15	Removed DELIBERATE ACTION.
Protocol 4-070 - Congestive Heart Failure (CHF)	12/12/14	Added Capnography. Made Intubation a DELIBERATE ACTION. Increased nitro dose.
	3/2/15	Removed DELIBERATE ACTION.
Protocol 4-080 - Croup	12/12/14	Removed IV/IM from Decadron. Added comment to be cautious administering any medication IV/IM/IO.
	4/14/15	Added "consider" to limb leads.
Protocol 4-090 - Childbirth	12/12/14	Added detailed delivery instructions for normal, breech, and prolapsed cord. Added comments to only Suction if infant is in distress.
	4/14/15	Added comment to only clamp the cord if full-term delivery.
Protocol 4-100 - Fever	12/12/14	Removed Blood Draw.
	4/14/15	Added "consider" to limb leads.
Protocol 4-110 - Hypertension	12/15/14	Added mean arterial pressure comment.
Protocol 4-120 - Hypoglycemia	12/12/14	Removed Blood Draw.
	4/14/15	Added "consider" to limb leads.
Protocol 4-130 - Neonatal Resuscitation	12/12/14	Added consider IV/IO/Umbilical access. Added only to Suction if infant is in distress. Added ET size and depth table.
	4/14/15	Added comment to BVM with room air unless hypoxia.
Protocol 4-140 - Poisoning or Overdose	12/12/14	Removed Blood Draw. Added Dr. Merk comment about mandatory IV access if intentional. Made Intubation a DELIBERATE ACTION. Added comment to see Behavioral protocol for excited delirium.
	3/2/15	Removed DELIBERATE ACTION.
	4/3/15	Moved Gastric Tube to Protocol 6-110 - Rapid Sequence Intubation (RSI).
Protocol 4-170 - Seizures	12/12/14	Removed Blood Draw.
Protocol 4-175 -	12/29/14	Added contents of Protocol 4-150 (Post Partum Hemorrhage) and removed 4-150.
	4/14/15	Added "consider" to limb leads.
Protocol 5-020 - Abdominal Trauma	12/12/14	Made Intubation a DELIBERATE ACTION. Added Fentanyl for greater than 65 yr to be weight-based.
	3/2/15	Removed DELIBERATE ACTION.
Protocol 5-030 - Burns	12/12/14	Added stop the burning process. Added remove all jewelry. Added keep patient warm. Detailed fluid bolus dose for pediatrics greater than 6 yr and less than 6 yr. Added weight-based dose for greater than 65yr for Fentanyl. Added reference to Poisoning for smoke inhalation.
	4/14/15	Added "consider" to limb leads.
Protocol 5-040 - Chest Trauma	12/12/14	Made Intubation a DELIBERATE ACTION. Made Chest Decompression a DELIBERATE ACTION. Added

Protocol	Date	Version 4 changes description
		weight-based dose for greater than 65 yr for Fentanyl.
	3/2/15	Removed DELIBERATE ACTION.
	4/14/15	Added "consider" to occlusive dressing.
Protocol 5-050 - Extremity Trauma	12/12/14	Made Intubation a DELIBERATE ACTION. Added weight-based dose for greater than 65 yr for Fentanyl. Considered making crush injury a separate protocol, but then decided against it.
	4/14/15	Added "consider" to limb leads.
Protocol 5-060 - Eye Injury	12/12/14	Added consider IV/IO. Added weight-based dose for greater than 65 yr for Fentanyl.
	4/14/15	Added "consider" to limb leads.
Protocol 5-070 - Head Trauma	12/12/14	Changed target ETCO ₂ from 30-35 to 40-45. Added comment to maintain patient temperature. Changed LR to NS. Added desired SBP table. Defined Cushing's Triad. Made Intubation and RSI DELIBERATE ACTIONS. Added weight-based dose for greater than 65 yr for Fentanyl.
	3/2/15	Removed DELIBERATE ACTIONS.
Protocol 5-080 - Spinal Trauma	12/12/14	Made Intubation and RSI DELIBERATE ACTIONS. Added weight-based dose for greater than 65 yr for Fentanyl.
	4/14/15	Added "consider" to limb leads.
Section 6-010 - Acquisition of Medical Control	12/12/14	Changed phone number for Golden Valley. Changed name for Mercy Joplin Psych. Removed Sac-Osage.
Section 6-020 - Air Ambulance	12/12/14	Added comment to not put aircraft on standby. Moved MVA with fatality from single to the double criteria. Added clarification to Burns that it must be 2nd or 3rd degree. Added Head injury with neuro deficits.
	12/26/14	Added no fly zone map within 23 minutes ground travel time to CMH.
Section 6-030 - Competencies and Education	12/12/14	Removed "quarterly" since we usually have five Competencies annually instead of four.
	3/31/15	Added competency requirements for EMR (1 competency). Added volunteer EMT requirements (2 Competencies). Modified career EMT requirements (4 Competencies). Clarified Paramedic requirements (all Competencies).
Protocol 6-040 - Control of Nausea	12/12/14	Added clarification for pediatric dosages of Zofran and Phenergan.
	12/15/14	Added Regalin medication.
	4/14/15	Added comment that medication is not prophylactic.
Protocol 6-050 - Control of Pain	2/22/14	Added medical control for Ketamine.
	12/12/14	Added weight-based dosage for greater than 65 yr for Fentanyl. Added IM option for Morphine. Added option for Toradol.
	12/15/14	Added Dilaudid medication.
Protocol 6-055 - Decontamination	12/12/14	Created Decontamination protocol.
Section 6-070 - Documentation	4/3/15	Modified this section to reflect requirements for volunteers vs. career users of this protocol.
	4/14/15	Added ePCR is required by CMH EMS.
Protocol 6-080 - Event Standby	4/3/15	Modified this section to reflect other vehicle standbys at events other than just an ambulance.
Protocol 6-090 - IDLH Standby	12/15/14	Added rehab suggestions.
Section 6-100 - Off-Duty Protocols	4/3/15	Clarified the application of this protocol on non-CMH employees.
Section 6-105 - Quality Improvement	12/29/14	Added placeholder for this protocol.
	3/31/15	Created content for this protocol with similar requirements to Section 6-030 - Competencies and Education.
Protocol 6-110 - Rapid Sequence Intubation (RSI)	2/22/14	Removed Ketamine contraindication to Head injury.
	12/15/14	Added O ₂ for 5 min if possible.
	12/29/14	Removed "call for orders" from title and moved it into the top of the ALS instructions for clarity.
	4/3/15	Added "Consider Bougie" and "Consider Suction." Moved all instances of Gastric Tube when identified with Intubation to this protocol.
Section 6-120 - Transfer of Care	12/12/14	Removed Blood Draw.
Protocol 6-130 - Triage	12/12/14	New, clearer image for SALT Triage algorithm.
Part 7 - Medication Protocols	2/24/14	Added half-life of most medications.
	12/29/14	Removed "call for orders" from all titles.
Section 7-050 - Amiodarone (Cordarone)	4/1/15	Added comment about prolonging QT interval and the need for 12-lead.
Section 7-060 - Aspirin (Bayer)	3/31/15	Moved Asthma from contraindication to precautions.
Section 7-070 - Ativan (Lorazepam)	12/29/14	Added DEA and street info.
Section 7-090 - Benadryl (Diphenhydramine)	4/1/15	Added comment about prolonging QT interval and the need for 12-lead.
Section 7-160 - Dilaudid (Hydromorphone)	12/29/14	Added DEA and street info. Clarified dosage.
Section 7-220 - Etomidate (Amidate)	2/22/14	Added contraindication of sepsis.
Section 7-230 - Fentanyl (Sublimaze)	12/29/14	Added DEA and street info. Added greater than 65 yr dose same as pediatric.
Section 7-260 - Haldol (Haloperidol)	4/1/15	Added comment about prolonging QT interval and the need for 12-lead.
Section 7-330 - Ketamine (Ketalar)	12/29/14	Added DEA and street info.
Section 7-360 - Lasix (Furosemide)	4/1/15	Added comment about prolonging QT interval and the need for 12-lead.
Section 7-390 - Morphine	12/29/14	Added DEA and street info.
Section 7-420 - Nitroglycerin (Nitrostat, Nitolingual, Tridil)	12/29/14	Added differentiation for Chest Pain dose and CHF dose.
Section 7-460 - Oxygen	2/22/14	Added unresponsive ROSC dosage and cleaned graphic of SpO ₂ titration rates.

Protocol	Date	Version 4 changes description
Section 7-470 - Oxytocin (Pitocin)	4/1/15	Added comment about prolonging QT interval and the need for 12-lead.
Section 7-480 - Phenergan (Promethazine)	12/29/14	Added clarification for pediatric dosage.
	4/1/15	Added comment about prolonging QT interval and the need for 12-lead.
Section 7-490 - Procinamide (Pronestyl)	12/29/14	Added NS as option for WPW dilution.
	4/1/15	Added comment about prolonging QT interval and the need for 12-lead.
Section 7-505 - Reglan	12/29/14	Added protocol.
Section 7-525 - Romazicon	12/29/14	Added protocol.
Section 7-560 - Tetracaine	4/14/15	Added half-life.
Section 7-575 - Toradol (Ketorolac)	12/29/14	Added protocol.
Section 7-580 - Valium (Diazepam)	12/29/14	Added DEA and street info.
Section 7-600 - Versed (Midazolam)	12/29/14	Added DEA and street info.
Section 7-620 - Zofran (Ondansetron)	12/29/14	Added pediatric dosage clarification.
	4/1/15	Added comment about prolonging QT interval and the need for 12-lead.
Part 8 - Equipment Protocols	12/29/14	Removed "call for orders" from all titles.
Section 8-020 - Blood Draw Kit	12/29/14	Added "consider" to indications.
Section 8-032 - Capnometer	12/29/14	Moved Protocol 8-250 (Nellcor Capnometer) to this location and removed 8-250.
Section 8-060 - Cot	4/3/15	Added "Consider Stair Chair."
Section 8-070 - Cricothyrotomy Kit	12/29/14	Added info from 8-330 (QuickTrach II) and removed 8-330.
Section 8-075 - Decompression Needle	12/29/14	Created this protocol from 8-380 (Thoracentesis) and 8-410 (Turkel Needle). Removed 8-380 and 8-410.
Section 8-080 - Endotracheal Tube (ET)	4/3/15	Added "Consider Neo-Synephrine" and "Consider King"
Section 8-135 - Intraosseous (IO) Needle	1/8/15	Moved Protocol 8-100 (EZ-IO) to this location and removed 8-100.
Section 8-142 - IV Pump	12/29/14	Added this protocol from 8-300 (Plum Pump) and removed 8-300.
Section 8-230 - Naso-Pharyngeal Airway (NPA)	1/5/14	Removed "Unconscious or unresponsive" from indications.
Section 8-330 - Portable Ventilator	12/29/14	Added this protocol from 8-270 (ParaPac Ventilator) and removed 8-270.
Section 8-350 - Spinal Motion Restriction (SMR)	4/3/15	Clarified indications and added "Consider KED."
Section 8-370 - Suction	12/29/14	Removed "S-Scort" from the name of this protocol.
Section 8-400 - Traction Splint	12/29/14	Added info from 8-340 (Sager Splint) and removed 8-340.
Section 9-030 - Subject Matter Experts	4/3/15	Created this section to track SMEs.
Section 9-040 - Index	4/3/15	Created this section.
Section 9-050 - Glossary of Abbreviations	4/14/15	Created this section at the specific request of Dr. Merk.

Changes from version 4 to version 5 (Einthoven)

Version Five is named in dedication to Willem Einthoven who was a Dutch doctor who invented the first practical electrocardiogram (ECG).

Protocol	Date	Version 5 changes description
Entire document	11/17/15	Added EMH (Ellett Memorial Hospital) to each location where CMH (Citizens Memorial Hospital) is mentioned.
	11/18/15	Version 5 dated December 1st, 2015 approved and signed by Dr. Merk, Dr. Kramer, Neal Taylor, and Cathy Menninga. Created two cover pages (one for CMH and one for EMH) for signatures.
Part 0 - Front Matter	5/31/15	Added comments about medications and equipment currently available on ambulances can be found in Section 7-001 - Medications Currently on Response Vehicles and Section 8-001 - Equipment Currently on Response Vehicles . Also added space to fill in who the hard copy is issued to.
Section 0-100 - Hard-Copy Protocol Maintenance Agreement	5/8/15	Created this section to clarify expectations of those with hard-copies issued to them.
Protocol 1-020 - General Assessment and Treatment - Trauma	12/26/14	Added Celox and Tourniquet to BLS if bleeding cannot be controlled by simple means.
	5/31/15	Added comment to maintain patient warmth.
Section 1-021 - Trauma Destination Determination Flowchart	9/16/15	Added option to consider bypassing closest trauma center if stable patient or head trauma. Per Dr. Merk's specific request.
	11/17/15	Added northern destinations that might be closer to Ellett's response area. Modified quickest transportation mode definition to 35 minutes.
Protocol 2-010 - Asystole	12/12/14	Added 20 min of CPR before movement.
	12/15/14	Replaced CPR with CCR.

Protocol	Date	Version 5 changes description
	3/31/15	Reverted to CPR per medical director.
	5/31/15	Replaced BLS sections with refer to Protocol 6-025 - Cardiopulmonary Resuscitation (CPR).
	11/17/15	Moved Atropine and Pacing to bottom of treatment list order.
Protocol 2-020 - Atrial Fibrillation (A-Fib) or Atrial Flutter	11/17/5	Increased adult heart rate treatment threshold from 130 to 150.
Protocol 2-030 - Automated External Defibrillation (AED)	12/14/14	Replace CPR with CCR.
	3/31/15	Reverted to CPR per medical director.
	5/31/15	Replaced BLS sections with refer to Protocol 6-025 - Cardiopulmonary Resuscitation (CPR).
Protocol 2-040 - Bradycardia	11/17/15	Reduced adult heart rate treatment threshold from 60 to 50.
Protocol 2-050 - Chest Discomfort	8/6/15	Moved Aspirin administration from EMT section to EMR section.
	10/21/15	Removed need to contact medical control for inferior MI. Added 1-2 L fluid bolus for right-sided MI. Clarified option for Fentanyl or Morphine for additional pain control.
Section 2-052 - STEMI Destination Determination Flowchart	11/17/15	Added northern destinations that might be closer to Ellett's response area. Modified quickest transportation mode definition to 35 minutes.
Protocol 2-060 - Post Resuscitative Care	12/12/14	Added consider RSI and cooling.
Protocol 2-070 - Pulseless Electrical Activity (PEA)	12/12/14	Added 20 min of CPR before movement.
	12/15/14	Replaced CPR with CCR.
	3/31/15	Reverted to CPR per medical director.
	5/31/15	Replaced BLS sections with refer to Protocol 6-025 - Cardiopulmonary Resuscitation (CPR).
Protocol 2-140 - Ventricular Fibrillation (V-Fib or V-Tach)	12/12/14	Added 20 min of CPR before movement.
	12/15/14	Replaced CPR with CCR.
	3/31/15	Reverted to CPR per medical director.
	5/31/15	Replaced BLS sections with refer to Protocol 6-025 - Cardiopulmonary Resuscitation (CPR).
	11/17/15	Added comment to consider biphasic energy doses.
Protocol 2-150 - Wolff-Parkinson-White (WPW)	11/17/15	Added treatment criteria of heart rate greater than 150 and symptomatic. Also added option for Amiodarone instead of Procainamide.
Protocol 3-010 - Drowning	12/14/14	Replaced CPR with CCR.
	3/31/15	Reverted to CPR per medical director.
	5/31/15	Replaced BLS (pulseless) sections with refer to Protocol 6-025 - Cardiopulmonary Resuscitation (CPR).
	11/17/15	Added comment to consider biphasic energy doses.
Protocol 3-030 - Hypothermia	12/15/14	Replaced CPR with CCR.
	3/31/15	Reverted to CPR per medical director.
	5/31/15	Replaced BLS (pulseless) sections with refer to Protocol 6-025 - Cardiopulmonary Resuscitation (CPR).
	11/17/15	Added comment to consider biphasic energy doses.
Protocol 3-040 - Hypothermia Arrest	12/15/14	Replaced CPR with CCR.
	3/31/15	Reverted to CPR per medical director.
	5/31/15	Combined this protocol into Protocol 3-030 - Hypothermia.
Protocol 4-020 - Anaphylaxis	11/17/15	Reduced Epi 1:10,000 adult dose from 0.3 mg to 0.1 mg IV. Reduced pediatric Benadryl dose from 1.25 mg/kg to 1 mg/kg. Altered pediatric bronchodilator treatments to Albuterol unless over 6 yr old, then Duoneb.
Protocol 4-030 - Asthma	11/17/15	Increased Xopenex indication from heart rate of 100 to 110.
Protocol 4-040 - Behavioral	2/22/14	Added Ketamine after medical control for severe.
	12/15/14	Added greater than 65 Ketamine dose.
	11/17/15	Modified severe adult Haldol dose from 5 mg to 2-5 mg.
Section 4-052 - NIH Stroke Scale Images	5/5/15	Created this section for images to accompany NIHSS.
Section 4-053 - Stroke Destination Determination Flowchart	5/5/15	Changed this section from 4-052 to 4-053 to accommodate NIHSS images.
	11/17/15	Added northern destinations that might be closer to Ellett's response area. Modified quickest transportation mode definition to 35 minutes.
Protocol 4-090 - Childbirth	11/17/15	Added comment that patient should be transported to a hospital with an OB department.
Protocol 4-120 - Hypoglycemia	11/17/15	Added comment that medical control must be contacted if any ALS intervention has been performed prior to PRC.
Protocol 4-140 - Poisoning or Overdose	11/17/15	Modified adult Narcan administration to 0.2-0.4 mg with a max of 2 mg.
Protocol 4-170 - Seizures	8/6/15	Added reference to Protocol 4-110 - Hypertension protocol for the hypertensive, pregnant, seizing patient.

Protocol	Date	Version 5 changes description
Protocol 5-020 - Abdominal Trauma	12/26/14	Added TXA.
	5/31/15	Re-worded indications for TXA for better clarity.
	9/16/15	Added by request of Dr. Merk to TXA indications that signs of shock must still be present after 1 L fluid bolus.
Protocol 5-030 - Burns	12/12/14	Made Intubation and RSI DELIBERATE ACTIONS. Added indications for RSI.
	3/2/15	Removed DELIBERATE ACTIONS.
Protocol 5-040 - Chest Trauma	12/26/14	Added TXA.
	5/31/15	Re-worded indications for TXA for better clarity.
	9/16/15	Added by request of Dr. Merk to TXA indications that signs of shock must still be present after 1 L fluid bolus.
	11/17/15	Added "tension" pneumothorax as indication for decompression.
Protocol 5-050 - Extremity Trauma	12/26/14	Added TXA.
	5/31/15	Re-worded indications for TXA for better clarity.
	9/16/15	Added by request of Dr. Merk to TXA indications that signs of shock must still be present after 1 L fluid bolus.
Protocol 5-070 - Head Trauma	12/12/14	Added RSI indications.
	11/17/15	Removed comment that Morphine is contraindicated in head trauma.
Section 6-010 - Acquisition of Medical Control	11/17/15	Added PRC exception to rule that only paramedics can obtain medical control. Added medical control clarification for EMH vs CMH ambulances.
Section 6-021 - No Fly Zone	11/17/15	Modified maps to indicate 35 minute drive time instead of 23 minute to account for landing and patient report. Added EMH district to maps.
Protocol 6-025 - Cardiopulmonary Resuscitation (CPR)	12/12/14	Created cardio cerebral resuscitation protocol.
	12/26/14	Added Atropine, sodium bicarb, Amiodarone, Pacing, pediatric dosages.
	3/31/15	Reverted to CPR per medical director.
	5/31/15	Added comment to refer to Section 6-140 - Termination of Resuscitation.
	11/17/15	Added comment to perform continuous compressions with passive oxygen and basic airway for 3 cycles on witness arrest with a shockable rhythm based on 2015 AHA recommendations. Added comment to consider biphasic energy doses. Added option for NPA in addition to OPA.
Section 6-030 - Competencies and Education	9/16/15	Added requirements for annual RSI skill scenarios and anesthesia intubations.
Protocol 6-040 - Control of Nausea	11/17/15	Removed Regalin.
Protocol 6-050 - Control of Pain	5/5/15	Modified Ketamine for chemical extrication (4 mg/kg IM and removed medical control).
	8/6/15	Added IM route for Fentanyl. Added IM route for Morphine. Added analgesic and disassociative doses of Ketamine. Added comment to half the dose of Ketamine if age over 65 yr.
	11/17/15	Modified over 65 yr old Fentanyl dose to 25-50 mcg with a max of 150 mcg.
Section 6-070 - Documentation	11/17/15	Added medical control order for PRC if BLS-only crew. Added medical control order for PRC if any ALS intervention has been performed.
Protocol 6-080 - Event Standby	8/6/15	Changed instruction to keep football equipment in place to remove football equipment prior to transport based on new recommendations by the National Athletic Trainers Association.
Protocol 6-085 - High-Threat Response	12/29/14	Added placeholder for this protocol.
	4/14/15	Renamed this protocol from Tactical Response to High-Threat Response.
	5/31/15	Re-worded indications for TXA for better clarity.
	8/6/15	Changed law enforcement officer to threat elimination specialist to encompass other threats such as hazmat.
Section 6-105 - Quality Improvement	9/16/15	Removed requirements for quality meetings to be held in each county. Added indications for calls to be reviewed that meet RSI requirements. Also added that crew and responders will be invited.
Protocol 6-110 - Rapid Sequence Intubation (RSI)	4/28/15	Added 15 lpm O2 via NC. Added avoid BVM if SpO2 above 90%. Added maintain warmth. Added indication for RSI. Added 250 ml fluid bolus. Added Fentanyl as premedication. Added Ketamine onset and duration. Added Etomidate contraindicated in sepsis. Increase Rocuronium dose from 1 to 1.5 mg/kg. Added elevate head of cot. Moved continued paralysis under continued sedation. Added option for Ketamine continued sedation.
	5/8/15	Replaced specific seizure control meds and dosages with reference to seizure protocol.
	8/6/15	Added comment to delay paralysis to allow preoxygenation if appropriate.
	9/16/15	Modified initial paralyzation doses per Dr. Merk request. Changes rapid dose from 1.5 mg/kg to 0.6 mg/kg. Changed continued paralyzation to only be indicated when patient is moving.
	11/17/15	Made prophylactic atropine administration to pediatric a consideration due to 2015 AHA recommendations removed atropine from routine administration prior to intubation.
Section 6-111 - RSI Dosing Sheet	4/28/15	Created this section for quick reference sheet.
	6/8/15	Updated shading and other factors for better readability.
	9/16/15	Updated chart to reflect new Rocuronium doses and concentrations from pharmacy.
Section 6-140 - Termination of Resuscitation	12/12/14	Added comment that adults should receive 20 min of CPR before movement.
	12/15/14	Changed CPR to CCR.
	3/31/15	Reverted to CPR per medical director.
	11/17/15	Added clarification for EMH vs CMH faxing ePCR after termination.
Section 7-001 - Medications Currently on Response Vehicles	5/31/15	Added this section to meet state requirement for medical director approval of what medications are currently carried on ambulances.
	9/16/15	Added Ketamine to narcotic box. Added contents of RSI box.
Section 7-005 -	11/17/15	Added this section.

Protocol	Date	Version 5 changes description
Medications that prolong QT interval	11/24/15	Added levomepromazine, Nosinan, Nozinan, Levoprome, delamanid, Delytba, and papaverine to the list.
Section 7-020 - Activated Charcoal (Actidose)	11/17/15	Modified contraindication from unconsciousness to any altered mental state.
Section 7-080 - Atropine (Sal-Tropine)	5/5/15	Added Physostigmine as antidote.
	6/1/15	Added indication for Protocol 6-025 - Cardiopulmonary Resuscitation (CPR).
Section 7-090 - Benadryl (Diphenhydramine)	5/5/15	Added Physostigmine as antidote.
Section 7-120 - Cardizem (Diltiazem)	6/8/15	Added quick reference dosage chart.
Section 7-170 - Dopamine (Intropin)	6/8/15	Added quick reference dosage chart.
Section 7-230 - Fentanyl (Sublimaze)	10/21/15	Added comment that rigid chest syndrome precaution usually occurs with doses greater than 200 mcg.
	11/17/15	Added comment for maximum single dose to be 50 mcg for adults. Clarified over 65 yr old dosage is 25-50 mcg with a max dose of 150 mcg.
Section 7-320 - Ipratropium (Atrovent)	5/5/15	Added Physostigmine as antidote.
Section 7-330 - Ketamine (Ketalar)	8/6/15	Removed pediatric dosages. Added analgesic vs. dissociative doses. Reduced dissociative dosages. Added comment to half the dose if age over 65 yr.
Section 7-370 - Lidocaine (Xylocaine)	6/1/15	Added indication for Protocol 6-110 - Rapid Sequence Intubation (RSI).
	6/8/15	Added quick reference dosage chart.
Section 7-390 - Morphine	10/21/15	Added 1-2 minute onset time.
Section 7-400 - Narcan (Naloxone)	6/1/15	Added indication for Protocol 6-025 - Cardiopulmonary Resuscitation (CPR).
Section 7-420 - Nitroglycerin (Nitrostat, Nitolingual, Tridil)	6/8/15	Added quick reference dosage chart.
Section 7-575 - Toradol (Ketorolac)	9/16/15	Corrected misspelling of Ketorolac.
Section 7-578 - TXA (Tranexamic Acid)	12/29/14	Added protocol.
	5/31/15	Added content.
	8/6/15	Added colorblindness contraindication. Added precaution for rapid infusion. Added requirement to transport to LI, LII, or LIII trauma center.
Section 8-001 - Equipment Currently on Response Vehicles	5/31/15	Added this section to meet state requirements for medical director approval of what equipment are currently carried on ambulances.
Section 8-070 - Cricothyrotomy Kit	9/16/15	Added comment that surgical cric must have physician orders.
Section 8-075 - Decompression Needle	6/1/15	Added indication for Protocol 6-085 - High-Threat Response.
Section 8-080 - Endotracheal Tube (ET)	6/1/15	Added indication for Protocol 6-085 - High-Threat Response.
Section 8-110 - Gastric Tube	6/1/15	Added indication for Section 8-170 - Laryngeal Mask Airway (LMA) Supreme.
Section 8-120 - Glucometer	6/1/15	Added indication for Protocol 6-025 - Cardiopulmonary Resuscitation (CPR).
Section 8-125 - Hemostatic Agent	12/29/14	Added this protocol.
	5/31/15	Added content.
Section 8-160 - King LTSD Airway	5/5/15	Added mandatory statement for inserting gastric tube for confirmation.
Section 8-170 - Laryngeal Mask Airway (LMA)	5/5/15	Updated this protocol from basic LMA to LMA supreme with specific procedure from manufacturer and included mandatory statement for gastric tube similar to King airway.
	6/1/15	Added indications in Protocol 6-025 - Cardiopulmonary Resuscitation (CPR), Protocol 6-110 - Rapid Sequence Intubation

Protocol	Date	Version 5 changes description
Supreme		(RSI), and Section 8-080 - Endotracheal Tube (ET).
Section 8-190 - LifePak	6/1/15	Added indications for Protocol 6-025 - Cardiopulmonary Resuscitation (CPR) in defibrillation and pacing.
	11/17/15	Added comment to consider biphasic energy doses.
Section 8-375 Tablet	11/17/15	Removed this section due to removing tablets from ambulances.
Section 8-380 - Thermometer	11/29/15	Added a lot of content based on manufacturer documentation.
Section 8-390 - Tourniquet	6/1/15	Added indication for Protocol 6-085 - High-Threat Response.
Section 9-020 - Change Log	5/8/15	Reduced the text size to shorten this section.
Section 9-030 - Subject Matter Experts	11/17/15	Removed this section.

Changes from version 5 to version 6 (Flemming)

Version Six is named in dedication to Sir Alexander Flemming who was a Scottish biologist and pharmacologist who discovered penicillin.

Protocol	Date	Version 5 changes description
Entire document	12/28/15	Added RN wherever Paramedic was listed to facilitate RNs working in the paramedic role on an ambulance.
Protocol 4-175 - Sepsis	12/4/15	Created this protocol.
Section 6-010 - Acquisition of Medical Control	12/4/15	Modified "Medical control SHALL be provided by receiving hospital" to "is preferred to."
Protocol 6-085 - High-Threat Response	12/2/15	Added comment that crews should enter high-threat situations in coordination with incident command.
Section 7-005 - Medications that prolong QT interval	12/22/15	Added Oxaliplatin, Eloxatin, Asenapine, Saphris, Sycrest, Hydrocodone, Hysingla, and Zohydro.

Changes from version 6 to version 7 (Gause)

Version Seven is named in dedication to Gregory Gause who was a Russian biologist who dedicated most of his later life to the research of antibiotics.

Protocol	Date	Version 5 changes description
Section 0-010 - Master Signature Page	1/27/16	Added MPDS medical direction details for sections requiring specific instructions in card set.
	2/3/16	Combined all signature pages into one page for ease of maintaining.
	2/6/16	Added community responder AED content.
Section 0-020 - Standing Orders for Agency Type	2/3/16	Added this section to handle specifics for each agency that were previously handled on separate signature pages.
	2/6/16	Added community responder AED content.
Protocol 2-030 - Automated External Defibrillation (AED)	2/6/16	Added section for community responders. The intent of this addition is to provide standing protocols for community agencies and organizations to utilize for the use of their AEDs.
Protocol 1-010 - General Assessment and Treatment - Medical	2/3/16	Added EMD section.
Protocol 1-020 - General Assessment and Treatment - Trauma	2/3/16	Added EMD section.
Protocol 2-050 - Chest Discomfort	2/3/16	Added EMD section for MPDS medical direction.
Protocol 3-010 - Drowning	2/3/16	Added EMD section for MPDS medical direction.
Protocol 4-010 - Abdominal Pain	2/3/16	Added comment that IV preferred location is in left AC and to use pigtail extension.
Protocol 4-050 - Cerebrovascular Accident (CVA) or Stroke	2/3/16	Added EMD section for MPDS medical direction.
Protocol 4-090 - Childbirth	2/3/16	Added EMD section for MPDS medical direction.
Protocol 5-030 - Burns	2/3/16	Added EMD section.
Protocol 5-085 - Superficial Penetrating Object Removal	1/28/16	Created this section.
Protocol 6-025 - Cardiopulmonary Resuscitation (CPR)	2/3/16	Added EMD section for MPDS medical direction.
	2/6/16	Added reference to AED protocol.
Section 6-030 - Competencies and Education	1/28/16	Added option for CRNA to verify intubations instead of just an anesthesiologist.
Section 6-060 - Do Not Resuscitate (DNR)	2/3/16	Added TPOPP comfort measures.
Section 6-105 - Quality Improvement	2/3/16	Added EMD section with dispatch center requirements.
Protocol 6-110 - Rapid Sequence Intubation (RSI)	1/26/16	Added comment that EMH is not authorized for RSI.
Section 6-125 - Transfer Out of Hospital	2/3/16	Created this section.
Section 6-140 - Termination of Resuscitation	2/3/16	Added EMD section for MPDS medical direction.
Section 7-001 - Medications Currently on Response Vehicles	1/26/16	Added comments that the following are not authorized for EMH and not carried on their ambulances: - Cardizem - Decadron

Protocol	Date	Version 5 changes description
		- Etomidate - Haldol - Heparin - Hydralazine - Ketamine - Neo-Syneprine - Rocuronium
	2/3/16	Changed section title from “currently on ambulances” to “currently on response vehicles”
Section 8-001 - Equipment Currently on Response Vehicles	1/26/16	Added comments that the following are not authorized for EMH and not carried on their ambulances: - King Airway - LMA
	2/3/16	Changed section title from “currently on ambulances” to “currently on response vehicles” Added comment that equipment can be used up to 5 years past expiration date if unopened and undamaged.
Section 8-010 - Automated External Defibrillator (AED)	2/6/16	Added content for AED accessibility, supplies, maintenance, and what to do if the AED is used. The intent of these additions is to provide standing protocols for community agencies and organizations to utilize for the use of their AEDs.
Section 8-140 - Intravascular (IV) Needle	2/3/16	Added comments for preferred size (18-20), preferred site (left or right AC), and to use a pigtail extension.
Section 8-190 - LifePak	1/20/16	Changed Downloading ePCR from ALS to BLS procedure.

Changes from version 7 to version 8 (Harvey)

Version eight is named in dedication to William Harvey who was an English physician who was the first to completely describe the circulatory system and details of the properties of blood.

Protocol	Date	Version 5 changes description
Entire document	7/22/16	Added levels for AEMT to all protocols. AEMT scope of practice includes: - IV access and fluid administration of NS and LR. - SL Nitroglycerin for chest discomfort. - IM Epi for anaphylaxis. - IM Glucagon for hypoglycemia. - IV Dextrose for hypoglycemia. - Nebulized bronchodilators for asthma. - IM and IN Narcan for narcotic overdose.
	7/24/16	Removed all QR codes on each section and links to research articles. Replaced with one link and QR code at the front of the document to reduce broken link issues we’ve had in the past.
Section 0-020 - Standing Orders for Agency Type	4/12/16	Added reference for EMD to Section 6-020 - Air Ambulance.
	7/28/16	Clarified first responder standing orders regarding AEMT, RN, and paramedics responding with first responder agencies may only perform at the EMT level.
Section 0-250 - EMS Research	7/24/16	Created this section to only have one link and QR code instead of one link on each protocol to reduce the broken links problems.
Protocol 1-010 - General Assessment and Treatment - Medical	7/22/16	Added comment than BLS truck with ALS patient shall transport to closest ER or CMH.
Protocol 1-020 - General Assessment and Treatment - Trauma	7/22/16	Added comment than BLS truck with ALS patient shall transport to closest ER or CMH.
Section 1-021 - Trauma Destination Determination Flowchart	7/22/16	Added comment than BLS truck with ALS patient shall transport to closest ER or CMH.
Section 1-030 - Assessment Tools	7/22/16	Added this section.
Protocol 2-020 - Atrial Fibrillation (A-Fib) or Atrial Flutter	6/27/16	Added note that IV access must be in an AC space (left is preferred).
	6/27/16	Added note that IV access must be in an AC space (left is preferred).
	7/5/16	Added comments to BLS side to put the patient in a gown with combo pads if STEMI.
	7/22/16	Moved Nitro SL to AEMT section.
	7/24/16	Moved 12-lead acquisition and transmission to BLS side with note about interpretation by ER physician if no ALS is available.
	7/25/16	At the request of Dr. Merk, added the comment to ensure IV access prior to nitro administration.
	7/28/16	At the request of Morrisville Fire, specified four 81 mg aspirin tablets.
	8/2/16	At request of Dr. Kramer, changed transmitting 12-lead for BLS to closest ER for interpretation instead of CMH.
Section 2-052 - STEMI Destination Determination Flowchart	7/22/16	Added comment than BLS truck with ALS patient shall transport to closest ER or CMH.
Protocol 2-060 - Post Resuscitative Care	7/22/16	Moved NS fluid bolus if hypotension and clear lung sounds to AEMT section.
	6/8/16	Added modified valsava maneuver description.
	6/27/16	Added note that IV access must be in an AC space (left is preferred).
	8/2/16	At the request of Dr. Kramer, remove contraindications for Vagal Maneuver since carotid massage is not listed.

Protocol	Date	Version 5 changes description
Protocol 2-090 - Tachycardia Narrow Unstable	6/27/16	Added note that IV access must be in an AC space (left is preferred).
Protocol 2-100 - Tachycardia Wide Stable	6/27/16	Added note that IV access must be in an AC space (left is preferred).
Protocol 2-110 - Tachycardia Wide Unstable	6/27/16	Added note that IV access must be in an AC space (left is preferred).
Protocol 2-140 - Ventricular Fibrillation (V-Fib or V-Tach)	6/8/16	Added comment to contact medical control for dual sequential defibrillation after five unsuccessful defibrillations.
Protocol 3-020 - Hyperthermia	7/22/16	Moved fluid bolus to AEMT section.
Protocol 3-030 - Hypothermia	7/22/16	Moved rapid transport of pulseless patient under EMT section
Protocol 4-020 - Anaphylaxis	7/22/16	Moved Epi IM and bronchodilators Neb to AEMT section.
Protocol 4-030 - Asthma	6/27/16	Added note that IV access must be in an AC space (left is preferred).
	7/22/16	Moved Epi IM and bronchodilators Neb to AEMT section.
Protocol 4-050 - Cerebrovascular Accident (CVA) or Stroke	7/23/16	Moved obtaining family contact, transport info, and weighing pt to EMT section.
	8/2/16	Corrected typo in the title from Cardiovascular Accident to Cerebrovascular Accident.
Section 4-053 - Stroke Destination Determination Flowchart	4/6/16	Added age requirement of less than 90 yr old to be transported to level 1 center. Added consider CMH as a destination after contacting medical control.
	7/22/16	Added comment than BLS truck with ALS patient shall transport to closest ER or CMH.
Protocol 4-060 - Chronic Obstructive Pulmonary Disease (COPD)	6/27/16	Added note that IV access must be in an AC space (left is preferred).
	7/22/16	Moved bronchodilators to AEMT section.
Protocol 4-070 - Congestive Heart Failure (CHF)	6/27/16	Added note that IV access must be in an AC space (left is preferred).
	7/22/16	Moved bronchodilators to AEMT section.
Section 4-091 - Newborn Assessment	7/23/16	Renamed this section from APGAR to Newborn Assessment and included targeted pre-ductile SpO2.
Protocol 4-120 - Hypoglycemia	7/22/16	Moved Dextrose and Glucagon to AEMT section.
Protocol 4-130 - Neonatal Resuscitation	7/22/16	Removed umbilical vascular access as an option. Moved Narcan to AEMT section.
Protocol 4-140 - Poisoning or Overdose	7/20/16	Added option for IN Narcan to EMT section if unable to ventilate with respiratory depression.
	7/22/16	Added option for IV/IM/SQ Narcan to AEMT section if unable to ventilate with respiratory depression.
Protocol 4-160 - Pre-Term Labor	7/22/16	Moved NS fluid bolus to AEMT section.
Protocol 4-175 - Sepsis	6/6/16	Added requirement for at least 18 ga IV in AC space.
Protocol 4-180 - Vaginal Bleeding	7/22/16	Moved fluid bolus to AEMT section.
Protocol 5-030 - Burns	7/22/16	Moved fluid bolus to AEMT section.
Protocol 5-040 - Chest Trauma	7/28/16	At the request of Polk EMS Manager, added BVM as an EMT option for stabilizing flail chest.
	7/22/16	Moved fluid bolus to AEMT section.
Protocol 5-050 - Extremity Trauma	7/29/16	Added comment under EMR to not release crush injury until directed by ALS.
	7/22/16	Moved fluid bolus to AEMT section.
Protocol 5-070 - Head Trauma	7/22/16	Moved fluid bolus to AEMT section.
	7/25/16	At the request of Dr. Merk, added comment to recommend followup with physician for infection monitoring.
Protocol 5-085 - Superficial Penetrating Object Removal	8/2/16	At the request of Dr. Kramer, added "nipple line and above," grossly contaminated wound, and only one end of fish hook through the skin as contraindications for field removal.
	4/12/16	Added EMD section to include contacting Mercy Lifeline and to clearly define there is no such thing as "standby."
Section 6-020 - Air Ambulance	4/12/16	Added EMD section to include contacting Mercy Lifeline and to clearly define there is no such thing as "standby."
Protocol 6-025 - Cardiopulmonary Resuscitation (CPR)	7/22/16	Moved Narcan to AEMT section.
Section 6-030 - Competencies and Education	1/18/16	Added comment about RN/paramedics working as volunteer BLS first responder agency.
	7/12/16	Removed requirement for intubations.
	7/29/16	Removed statement that each competency will be held in each county.
Protocol 6-050 - Control of Pain	4/6/16	Added the need for medical control to administer the dissociative dose of Ketamine. This was at specific request of CMH medical director.
	6/29/16	Added consider Benadryl with all Morphine administrations.
Protocol 6-085 - High-Threat Response	7/20/16	Added comment to operate on VTAC12. Added EMD section for dispatching according to tiers. Added comment to integrate with unified command. Reduced minimum TES assigned to RTF from two to one.
Protocol 6-110 - Rapid Sequence Intubation (RSI)	7/24/16	Split into two pages due to text getting too small to read.
	7/25/16	Removed specific list of Succinylcholine contraindications and replaced with reference to Section 7-550 - Succinylcholine (Anectine).
Section 6-125 - Transfer Out of Hospital	7/22/16	Added OB patient to Priority One transfer criteria.
Protocol 6-130 - Triage	7/20/16	Added comment that scene comms should be done on VTAC12.
Part 7 - Medication Protocols	7/24/16	Clarified scope of practice in each medication protocol.
Section 7-001 - Medications Currently on Response Vehicles	7/25/16	At the request of Dr. Merk, we need to include Succinylcholine on ambulances and in RSI kits for an option to Rocuronium.
	8/2/16	Removed Ketamine, Succinylcholine, and Toradol from list of meds not currently carried by CMH.
Section 7-005 - Medications that prolong QT interval	2/21/16	Added new drugs according to updated list.
	5/16/16	Added new drugs according to updated list.
	6/14/16	Added new drugs according to updated list.
Section 7-330 - Ketamine (Ketalar)	6/10/16	Added dosing chart created by Brice Flynn.
Section 7-550 - Succinylcholine (Anectine)	7/26/16	At the request of Dr. Merk, added contraindication of neuromuscular disorders such as MS.
Part 8 - Equipment Protocols	7/24/16	Clarified scope of practice in each equipment protocol.
Section 8-001 - Equipment Currently on	8/2/16	Made comment that automatic chest compressors are only on Cedar County Ambulances.

Protocol	Date	Version 5 changes description
Response Vehicles		
Section 8-140 - Intravascular (IV) Needle	6/23/16	Clarified which patients should have at least an 18 ga at or above the AC according to an email from Dr. Merk.

Section 9-040 - Index

12-Lead .. 11, 16, 18, 19, 22, 24, 25, 26, 27, 28, 29, 31, 40, 41, 45, 46

15-Lead19, 46, 196, 227

Abdominal .. 37, 59, 70, 106, 125, 131, 136, 141, 160, 211, 230, 234, 236

Abilify98

Acetaminophen 50, 77, 96, 100, 101, 131, 228

acidosis 15, 16, 18, 23, 24, 25, 26, 27, 72, 154

ACLS33, 35, 67, 94, 228

Actidose96, 101, 235

Adenocard96, 102

Adenosine 16, 24, 25, 96, 102, 158

Advil97, 100, 131

AED 2, 17, 72, 167, 173, 195, 198, 228, 233, 236, 237, 247

A-Fib..... 16, 102, 104, 106, 111, 125, 149, 163, 196, 200, 227, 229, 233, 237

Agrylin98

Air Ambulance..... 22, 33, 70, 93, 228, 231

Airway ... 22, 33, 34, 35, 48, 53, 54, 56, 60, 67, 70, 72, 88, 94, 106, 125, 127, 133, 142, 163, 167, 168, 170, 178, 183, 184, 192, 193, 204, 206, 211, 228, 229, 232, 235

Albuterol .. 38, 39, 45, 46, 62, 95, 103, 120, 132, 140, 164, 205

Alfuzosin.....98

altered mental status.....54, 57, 60, 78

Amantadine98

Amidate.....124, 231

Amiodarone 16, 24, 26, 27, 29, 30, 31, 72, 96, 98, 104, 109, 116, 138, 231, 234

Amisulpride98

Amitriptyline.....98

Amoxapine98

Anafranil98

Anagrelide.....98

Anaphylaxis ... 38, 103, 105, 108, 120, 121, 122, 131, 132, 146, 147, 155, 159, 164, 205, 227, 230

Anectine89, 156, 162, 238

anesthesiologist236

Anzemet.....98

APGAR..... 48, 49, 238, 247

Apo-Hydro98

Apokyn98

Apomorphine98

Apresoline97, 130, 228

Aquachloral.....98

Aralen98

Aripiprazole98

Arrest . 2, 30, 67, 72, 77, 94, 111, 122, 136, 138, 142, 154, 163, 195, 198, 208, 209, 211, 228, 230, 233

Arsenic trioxide.....98

Asenapine98

Asendin98

Aspirin 2, 19, 95, 97, 105, 159, 231, 233

Astemizole98

Asthma... 39, 102, 103, 105, 108, 115, 120, 121, 124, 131, 132, 135, 140, 141, 155, 164, 178, 205, 230, 231

Asystole . 15, 102, 107, 109, 121, 122, 150, 154, 201, 229, 232

Atazanavir98

athletic79

Ativan 16, 18, 22, 24, 25, 26, 27, 28, 34, 40, 56, 75, 77, 89, 97, 106, 153, 178, 228, 231

Atrial 16, 20, 102, 104, 106, 111, 125, 149, 163, 196, 200, 227, 229, 233, 237

Atropine ... 15, 18, 23, 54, 64, 72, 89, 95, 96, 97, 107, 118, 120, 132, 227, 234, 235

Atrovent95, 132, 205, 235

Avelox98

Azithromycin98

Bayer.....95, 97, 105, 231

Bedaquiline98

Behavioral 40, 54, 106, 108, 128, 133, 161, 196, 207, 227, 230, 233

Belbuca98

Benadryl..... 38, 40, 96, 98, 108, 113, 128, 148, 231, 235

Bepridil98

Beta-Blocker..... 54, 126

Betapace.....98

Biaxin.....98

Biassig98

birth48, 49

block 20, 102, 104, 111, 135, 140, 141, 183

Blood Draw..... 50, 54, 174, 189, 228, 229, 230, 231, 232

Bortezomib98

Bosulif98

Bosutinib.....98

Bougie..... 89, 175, 181, 231

Bradycardia.. 18, 20, 54, 72, 104, 106, 107, 109, 111, 117, 118, 122, 125, 126, 133, 135, 138, 141, 144, 149, 155, 163, 183, 196, 201, 227, 229

Broslow..... 11, 12

Bunavail.....98

Buprenex.....98

Buprenorphine.....98

Burns..... 2, 60, 136, 145, 156, 228, 230, 231, 234

Butrans.....98

BVM..... 53, 61, 77, 88, 168, 181, 183, 210, 230, 234

Calciject 97, 104, 109, 111, 140

Calcium..... 54, 62, 97, 104, 109, 111, 140, 154, 200

Capecitabine98

Capnography 16, 18, 19, 22, 24, 25, 26, 27, 29, 31, 33, 34, 35, 38, 39, 45, 46, 47, 50, 53, 54, 56, 57, 60, 61, 64, 67, 72, 88, 89, 175, 181, 183, 210, 227, 230

Capoten97, 110

Caprelsa98

Captopril97, 110

Carbon Monoxide146, 176

Cardene.....98

Cardiovascular 121, 124, 128, 156

Cardioversion... 16, 24, 25, 26, 27, 28, 102, 106, 161, 163, 200, 230

Cardizem..... 16, 24, 97, 109, 111, 235, 236

Cath Lab92, 227

Celexa.....	98	Cyamemprozine.....	98
Central Line.....	208	<u>Cyanide</u>	54, 101, 114, 176
Cerebrovascular.....	2, 41, 185, 196, 227, 230, 236, 238	Cyanokit.....	54, 97, 114
Cerebyx.....	98	D10W.....	52, 116
Charcoal.....	54, 96, 101, 235	D25W.....	52, 116
Chest....	2, 11, 12, 18, 19, 51, 53, 61, 67, 70, 72, 102, 105, 108, 110, 121, 122, 125, 129, 136, 141, 144, 160, 165, 172, 173, 177, 178, 182, 191, 192, 196, 211, 227, 228, 229, 230, 231, 233, 234, 236, 237, 238	D50W.....	52, 116
Chest Compressor.....	72	D5W.....	26, 27, 28, 31, 39, 104, 118, 149
CHF.....	19, 46, 103, 118, 120, 131, 132, 137, 144, 155, 164, 178, 196, 205, 227, 230, 231, 238	Dabrafenib.....	98
Chief.....	1	Dasatinib.....	98
Childbirth.....	48, 227, 230	Decadron.....	39, 47, 97, 115, 205, 227, 228, 230, 236
Chloral hydrate.....	98	Decapitation.....	94
Chloroquine.....	98	Decomposition.....	94
Chlorpromazine.....	98	Decompression.....	61, 67, 80, 169, 182, 230, 232, 235
Chronic Obstructive Pulmonary Disease.....	45, 103, 120, 132, 140, 155, 164, 178, 196, 205, 227, 230, 238	Decontamination.....	54, 76, 82, 228, 231
Ciprallex.....	98	Defibrillate.....	72
Cipro.....	98	Defibrillation.....	17, 30, 33, 35, 173, 198
Ciprofloxacin.....	98	Definity.....	98
Cisapride.....	98	Delamanid.....	98
CISD.....	173	Delytba.....	98, 235
Citalopram.....	98	Depixol.....	98
Clarithromycin.....	98	Desipramine.....	98
Clomipramine.....	98	Desyrel.....	98
Clozapine.....	98	Detrol.....	98
Clozaril.....	98	Dexamethasone.....	97, 115, 205, 228
Cocaine.....	98	Dexmedetomidine.....	98
Combivent.....	95, 103, 120, 132, 205	Dextrose.....	52, 57, 62, 72, 116, 158, 247
Combo Pads.....	16, 18, 19, 22, 24, 25, 26, 27, 28, 29, 31, 33, 35, 67, 72, 227, 229, 230	diabetes.....	57
Commander.....	82	Diazepam.....	95, 153, 161, 228, 232
Community	1, 2, 17	Diffucan.....	98
Compazine.....	97, 113	Dihydroartemisinin.....	98
Competencies.....	73, 228, 231, 234, 236, 238	Dilaudid.....	75, 97, 117, 142, 231
compressions.....	17, 18, 30, 53, 72, 234, 247	Diltiazem.....	97, 109, 111, 235
Compressions.....	72	Diphenhydramine.....	96, 98, 108, 113, 128, 148, 231, 235
Congestive Heart Failure.....	19, 46, 103, 118, 120, 132, 137, 144, 164, 178, 196, 205, 227, 230, 238	Dipiperon.....	98
COPD.....	45, 103, 106, 120, 132, 140, 146, 155, 163, 164, 178, 196, 205, 227, 230, 238	Diprivan.....	97, 150
Cordarone.....	96, 98, 104, 109, 116, 231	Director.....	1, 78
Coroxin.....	98	Disopyramide.....	98
Corvert.....	98	dispatcher.....	17
Cot.....	179, 213, 228	DNR.....	72, 77, 94, 236, 247
CPAP.....	33, 39, 45, 46, 61, 77, 106, 163, 168, 178, 227, 228, 247	Documentation.....	77, 78, 87, 91
CPR.....	2, 15, 17, 23, 30, 33, 35, 67, 72, 94, 104, 107, 116, 122, 138, 142, 154, 173, 177, 185, 192, 193, 195, 198, 201, 232, 233, 234, 235, 236, 238, 247	Dofetilide.....	98
Cricothyrotomy.....	88, 168, 175, 181, 232, 235	Dogmatil.....	98
Crizotinib.....	98	Dolasetron.....	98
CRNA.....	236	Dolophine.....	98
Croup.....	47, 115, 121, 123, 155, 184, 205, 227, 230	Domperidone.....	98
<u>crush</u>	59, 61, 62, 64, 156, 231	Dopamine.....	18, 22, 46, 96, 118, 128, 235
CVA.....	2, 41, 70, 156, 159, 185, 196, 227, 230, 236, 238	Doxepin.....	98
Cyamemazine.....	98	Dronedarone.....	98
		Droperidol.....	98
		Drowning.....	2, 33, 178, 198, 227, 233
		Duoneb.....	38, 39, 45, 46, 95, 103, 120, 132, 205
		Dynacirc.....	98
		Education.....	73, 228, 231
		Edurant.....	98
		Effexor.....	98
		EKG.....	11, 16, 18, 19, 20, 22, 24, 25, 26, 27, 28, 29, 31, 40, 41, 45, 46, 91, 103, 120, 121, 128, 132, 199, 227
		Elavil.....	98
		Eloxatin.....	98

Emergency Department86, 92, 247
 emergency management.....76, 82
 ePCR..... 77, 78, 79, 94, 199, 228, 231, 234, 237, 247
 Epinephrine 15, 18, 23, 30, 38, 39, 47, 53, 72, 95, 96, 121,
 122, 123, 135, 205, 228, 247
 Eribulin98
 Erythromycin98
 Escitalopram98
 Eskalith98
 ET .. 23, 30, 53, 54, 60, 107, 121, 122, 125, 138, 142, 143,
 163, 170, 176, 181, 183, 184, 192, 193, 228, 230, 232,
 235
 Etomidate87, 89, 95, 124, 231, 234, 236
 Eurartesim.....98
 Extremity . 62, 79, 103, 109, 116, 136, 154, 160, 207, 211,
 212, 219, 220, 228, 231, 234, 238
 Eye42, 63, 156, 157, 203, 228, 231
 Factive.....98
 Famotidine98
 Fanapt98
 Fareston.....98
 Felbamate.....98
 Felbatol98
 Fentanyl . 16, 18, 19, 22, 24, 25, 26, 27, 28, 64, 75, 77, 89,
 95, 125, 142, 183, 187, 192, 193, 228, 229, 230, 231,
 233, 234, 235
 Fever50, 100, 125, 131, 228, 230
 Fibrillation 16, 30, 102, 104, 106, 111, 118, 121, 122, 125,
 138, 140, 149, 154, 163, 196, 198, 200, 227, 229, 230,
 233, 237, 238
 Fingolimod.....98
 fire department70, 73, 76, 82
 Fish hook66
 fish hooks.....66
 Flagyl98
 Flail Chest61, 178, 228
 Flecainide.....98
 Floxin98
 Fluanxol98
 Fluconazole.....98
 Flumazenil97, 106, 153, 161, 163
 Fluoxetine98
 Flutter..... 16, 102, 104, 106, 111, 125, 149, 163, 196, 200,
 227, 229
 Foscarnet.....98
 Foscavir.....98
 Fosphenytoin.....98
 Fundal48
 Furosemide96, 98, 135, 137, 231
 Galantamine98
 Gastric 89, 168, 178, 183, 184, 192, 193, 229, 230, 235
 Gatifloxacin98
 GCS..... 11, 12, 64, 208, 209, 247
 Gemifloxacin98
 Geodon.....98
 Gilenya.....98
 Glasgow 14, 247
 Glucagon.....52, 54, 104, 111, 126, 135, 140
 Glucometer.....185, 228

Glucose 11, 12, 40, 41, 52, 53, 54, 56, 57, 72, 116, 126,
 127, 158, 228
 Granisetron98
 Halaven.....98
 Haldol 40, 77, 97, 98, 108, 128, 231, 233, 236
 Halfan98
 Halofantrine98
 Haloperidol97, 98, 108, 128, 231
 hazmat..... 54, 76, 228, 234, 248
 Hazmat.....2, 171
 Head41, 46, 51, 64, 70, 107, 125, 133, 138, 141, 165, 178,
 181, 183, 187, 191, 192, 211, 212, 228, 231, 234, 238
 Headache 2, 41, 51, 102, 103, 107, 108, 110, 111, 114,
 115, 118, 120, 121, 122, 123, 130, 131, 132, 144, 155,
 161, 163, 164
 Hemostatic 12, 80, 169, 186, 235
 Heparin 11, 12, 19, 129, 236
 Hismanal98
 Hospice94
 Hydromorphone97, 117, 142, 231
 Hydralazine 51, 97, 130, 228, 236
 Hydrochlorothiazide98
 Hydrocodone98
Hydrofluoric54, 228
 Hydroxocobalamin97, 114
 hyperglycemia.....57, 103, 115, 126, 164
 hyperkalemia 15, 16, 18, 23, 24, 25, 26, 27, 110
 Hypertension.. 51, 103, 106, 107, 115, 118, 121, 122, 123,
 124, 125, 128, 130, 131, 133, 135, 140, 142, 143, 144,
 147, 150, 155, 156, 162, 164, 183, 230
 Hyperthermia 34, 70, 106, 136, 156, 230
 Hypoglycemia... 15, 16, 18, 23, 24, 25, 26, 27, 41, 52, 53,
 54, 56, 57, 72, 116, 126, 127, 158, 185, 228, 230
 Hypothermia 15, 16, 18, 23, 24, 25, 26, 27, 33, 35, 80, 94,
 125, 227, 229, 230, 233
 Hypovolemia 15, 16, 18, 23, 24, 25, 26, 27, 150
 hypoxia ... 15, 16, 18, 23, 24, 25, 26, 27, 77, 146, 183, 230
 Hysingla.....98
 Ibuprofen 50, 97, 100, 131, 228
 Ibutilide.....98
 ICP..... 124, 133, 138, 144, 183
 IDLH..... 82, 228, 231
 Iloperidone.....98
 Imipramine.....98
 IN16, 18, 19, 22, 24, 25, 26, 27, 28, 53, 54, 56, 64, 74, 75,
 89, 125, 142, 163, 165, 171, 187, 228
 Inapsine.....98
 Incineration94
 Incivek98
 Indapamide98
 INFARCTION20
 infection 57, 66, 155, 182, 209, 238
 Intensive Care Unit92, 247
 Intropin96, 118, 235
 Intubation15, 23, 28, 30, 33, 35, 39, 45, 46, 54, 64, 67, 72,
 80, 88, 106, 107, 124, 125, 133, 136, 138, 143, 152,
 156, 162, 163, 168, 175, 178, 181, 183, 184, 192, 193,
 214, 228, 229, 230, 231, 234, 235, 236, 238, 247, 248
 Invega98

Invirase	98	Medical Surgical Unit.....	92
IO11, 12, 15, 16, 18, 19, 22, 23, 24, 25, 26, 27, 28, 29, 30, 31, 33, 34, 35, 37, 38, 39, 40, 41, 45, 46, 47, 48, 50, 51, 52, 53, 54, 55, 56, 57, 58, 59, 60, 61, 62, 63, 64, 65, 67, 72, 74, 75, 80, 88, 89, 94, 102, 104, 107, 108, 109, 111, 113, 114, 115, 116, 117, 118, 122, 124, 125, 126, 128, 130, 133, 135, 136, 137, 138, 140, 141, 142, 145, 148, 149, 150, 152, 154, 155, 156, 158, 159, 160, 161, 162, 163, 170, 178, 188, 208, 209, 228, 230, 231, 232, 247		Melipramine	98
Ipratropium	38, 39, 45, 46, 95, 103, 120, 132, 205, 235	Mellaril	98
Irrigate	76	Mesoridazine	98
Isradipine	98	Methadone	98, 142
Italprid	98	Methylprednisolone	97, 155
Itraconazole	98	Metoclopramide.....	97, 151
IV Pump.....	190, 232	Metronidazole.....	98
Ivabradine	98	Micronefrin.....	95, 123, 205
KED.....	171, 191, 211, 212, 229, 232	Midazolam.....	95, 153, 163, 187, 228, 232
Ketalar	95, 133, 231, 235, 238	Mifepristone	98
Ketamine 40, 75, 87, 89, 95, 133, 231, 233, 234, 235, 236, 238		Mirabegron	98
Ketek	98	Mirtazapine.....	98
Ketoconazole	98	Moexipril.....	98
Ketorolac	159, 232, 235	Morgan	157, 169, 203, 228, 229
King ... 60, 72, 89, 125, 163, 170, 183, 184, 192, 228, 229, 232, 235, 237		Morgan Lens.....	63
Korlym.....	98	Morphine	19, 64, 75, 77, 141, 142, 228, 229, 231, 233, 234
Kytril	98	Motilium.....	98
Labetalol	51, 97, 122, 135	Moxifloxacin	98
Labor	55, 228	MPDS.....	2, 11, 12, 19, 33, 41, 48, 72, 92, 94, 236, 248
Lactated Ringers	96, 136, 247	Multaq	98
landing	70, 79, 234	mutual aid	80
Lapatinib.....	98	Myrbetriq.....	98
Laryngoscope	194	Naloxone	96, 117, 125, 141, 142, 187, 235
Lasix	46, 96, 98, 135, 137, 231	Narcan ... 53, 54, 72, 77, 96, 117, 125, 141, 142, 187, 233, 235	
law enforcement	40, 70, 78, 94, 174, 207, 234, 248	<u>Narcotic</u>	54, 106, 117, 125, 133, 141, 142, 161, 163
LBBB	19, 20, 247	<u>Nausea</u> ... 19, 35, 37, 51, 59, 60, 61, 62, 63, 64, 65, 70, 74, 100, 101, 102, 103, 105, 106, 108, 110, 111, 114, 115, 118, 120, 121, 122, 123, 124, 125, 126, 130, 131, 132, 135, 136, 138, 141, 142, 148, 149, 155, 156, 161, 163, 165, 178, 231	
Lenvatanib	98	Nebulized.....	38, 39, 45, 46, 47, 103, 115, 120, 123, 132, 164, 178, 205
Lenvima	98	Nebulizer	205
Levalbuterol.....	95, 164, 205	Nelfinavir.....	98
Levaquin	98	Neonatal	53, 121, 122, 142, 202, 214, 230, 238
Levitra	98	Neo-Synephrine	97, 143, 183, 232, 236
Levofloxacin	98	Nexavar	98
Levomethadyl	98	Nicardipine	98
Lidocaine	26, 29, 30, 64, 72, 89, 95, 96, 138, 188, 235	Nilotinib	98
LifeLine	70	Nitolingual.....	95, 96, 144, 231, 235
LifePak	17, 72, 163, 173, 195, 197, 199, 229	Nitoman.....	98
Lithium	98	Nitroglycerin	19, 46, 51, 95, 96, 144, 231, 235, 237
LMA	72, 89, 125, 183, 193, 229, 235, 237, 247	Nitrostat.....	95, 96, 144, 231, 235
Loperamide.....	98	Nizoral	98
Lorazepam.....	97, 106, 153, 228, 231	Nolvadex	98
Loxelco.....	98	Nomadyne	97, 122, 135
Lozol.....	98	Norcuron.....	97, 156, 162
LR.... 34, 57, 59, 60, 61, 62, 65, 67, 74, 75, 80, 88, 89, 96, 136, 147, 231, 237, 247		Norfloxacin.....	98
Magnesium	26, 27, 28, 30, 39, 45, 51, 96, 109, 140	Noroxin.....	98
MAP	51	Norpace	98
MARCHE	80	Nortriptyline	98
<u>MCI</u>	80, 93	Norvir	98
<u>Meconium</u>	53, 171, 202	Nosinan.....	98, 235
		Noxafil.....	98
		Nozinan	98, 235
		NPA.....	72, 80, 168, 170, 204, 229, 232, 248

Section 9-040 - Index

NS 15, 16, 18, 19, 22, 23, 24, 25, 26, 27, 28, 29, 30, 31, 33, 34, 35, 37, 38, 39, 41, 45, 46, 47, 48, 50, 51, 52, 54, 55, 56, 58, 59, 61, 62, 63, 64, 74, 75, 80, 88, 89, 96, 97, 103, 113, 116, 122, 123, 145, 148, 149, 158, 188, 203, 208, 209, 228, 231, 232, 驢248	Poisoning 2, 54, 60, 101, 107, 109, 114, 126, 142, 146, 161, 176, 185, 228, 230, 233, 238
Obstetrics Department 92	Port 170, 209
Occlusive 61, 80, 181, 209	Posaconazole 98
Off-Duty 86, 231	Potassium 62, 104, 110
Officer 1, 3, 82, 247	PPE 76, 82, 170, 248
OFFICER 93	<u>PRC</u> 52, 69, 78, 233, 234, 248
Ofloxacin 98	Precedex 99
Olanzapine 98	Pregnancy 2, 48, 106, 121, 137, 163
Ondansetron 97, 98, 165, 187, 232	<u>Priority</u> 2, 92, 238, 248
OPA 72, 167, 168, 170, 183, 206, 229, 248	Probutol 99
Orap 98	Procainamide 26, 27, 31, 97, 99, 116, 149, 229, 232
<u>Organophosphate</u> 54, 107	Prochlorperazine 97, 108, 113
Orlaam 98	Procoralan 99
Osimertinib 98	Prograf 99
Overdose 54, 60, 70, 72, 101, 107, 109, 114, 122, 126, 142, 161, 185, 228, 230	Promethazine 97, 99, 108, 148, 232
Oxaliplatin 98	Propofol 97, 99, 116, 149, 232
Oxygen... 16, 18, 19, 22, 24, 25, 26, 27, 28, 29, 31, 34, 37, 38, 39, 41, 45, 46, 47, 48, 50, 51, 52, 54, 55, 56, 58, 59, 60, 61, 62, 63, 64, 65, 67, 72, 74, 75, 77, 79, 88, 95, 146, 167, 178, 181, 183, 205, 210, 227, 228, 230, 231, 248	Propulsid 99
..... 58, 97, 98, 136, 147, 232	Protriptyline 99
Pacing 15, 18, 20, 23, 70, 72, 163, 201, 227, 229, 234	Proventil 95, 103, 120, 132, 140, 205
Pain .. 11, 12, 19, 35, 37, 42, 46, 51, 59, 60, 61, 62, 63, 65, 70, 75, 77, 78, 89, 105, 106, 110, 117, 121, 122, 125, 129, 131, 133, 136, 141, 144, 159, 163, 188, 203, 207, 211, 219, 231	Prozac 99
Paliperidone 98	Pulseless 23, 33, 35, 104, 107, 121, 122, 138, 154, 201, 230, 233, 248
Pamelor 98	Pulseless Electrical Activity .. 23, 107, 121, 122, 154, 201, 230, 233
Papaverine 98	Quaalun 99
<u>Paracetamol</u> 54, 146	Quality 73, 87, 231, 234, 236
Paroxetine 98	Quetiapine 99
Pasireotide 98	Quinaglut 99
Paxil 98	Quinidine 99
Pazopanib 98	Quinine sulfate 99
PEA 23, 54, 107, 121, 122, 154, 201, 230, 233	Ranexa 99
Pediaprofen 97, 100, 131	Ranolazine 99
Penetrating 66, 70, 156, 211, 236, 238	Ranozex 99
Pentam 98	RBBB 20, 248
Pentamidine 98	Reglan 97, 151
Pepcid 98	Remeron 99
Perflutren 98	Reminyl 99
Pericarditis 20	<u>Restraint</u> 40, 179, 207, 227
Pertofrane 98	<u>resuscitation</u> 15, 23, 30, 77, 94, 118, 192, 234
Phenergan 74, 97, 98, 108, 148, 230, 231, 232	Resuscitation 2, 15, 17, 23, 30, 33, 35, 53, 72, 94, 104, 107, 116, 122, 138, 142, 154, 173, 177, 185, 192, 193, 195, 198, 201, 233, 234, 235, 236, 238, 247
Phenylephrine 97, 143	Resuscitative 22, 106, 118, 125, 163, 196, 233, 237
PICC 208	Reyataz 99
pigtail 189, 236, 237	Rilpivirine 99
Pimozide 98	Risperdal 99
Pipamperone 98	Risperidone 99
Pitocin 97, 98, 136, 147, 232	Ritonavir 99
pneumothorax 15, 16, 18, 23, 24, 25, 26, 27, 61, 178, 182, 234	Rocuronium 87, 89, 95, 152, 234, 236
	Romazicon 97, 106, 153, 161, 163
	Roxar 99
	Roximycin 99
	Roxithromycin 99
	Roxl 99
	Roxo 99
	Roxomycin 99

RSI..... 22, 56, 60, 64, 65, 73, 87, 88, 89, 90, 95, 106, 107, 124, 125, 133, 136, 138, 152, 156, 162, 163, 168, 175, 181, 183, 184, 192, 193, 214, 228, 229, 230, 231, 233, 234, 235, 236, 238, 247, 248	supervisor 3, 78, 79, 82, 88
RTF..... 80, 238, 248	supervisors..... 80
Rulide 99	Surlid 99
Saline ... 11, 12, 46, 53, 62, 63, 96, 97, 145, 174, 189, 205, 220, 228	Surmontil..... 99
Sal-Tropine..... 95, 96, 97, 107, 235	Sutent..... 99
Saphris 99	Sycrest 99
Saquinavir..... 99	Symmetrel 99
Seizure 54, 56, 70, 140, 142, 148, 155	Tablet..... 229, 230
Seizures..... 51, 54, 56, 106, 161, 163, 185, 228, 230	Tachycardia 16, 20, 24, 25, 26, 27, 102, 103, 104, 106, 107, 111, 116, 120, 121, 123, 125, 126, 128, 130, 132, 133, 138, 140, 142, 144, 149, 152, 162, 163, 164, 196, 200, 227, 230, 237, 238
Seldane 99	Tacrolimus..... 99
Sepsis 57, 124	Tactical 81
SEPSIS 57	Tafinlar 99
Septra 99	Tagrisso 99
Serdolect..... 99	Tambocor..... 99
Serentil..... 99	Tamoxifen 99
Seroquel..... 99	tamponade 15, 16, 18, 23, 24, 25, 26, 27, 110
Sertindole..... 99	Taser 66
Sertraline..... 99	Tasigna 99
Sevoflurane..... 99	Telaprevir 99
Sgarbossa..... 20	Telavancin 99
shock.. 11, 12, 30, 38, 57, 58, 59, 61, 62, 72, 80, 104, 118, 135, 138, 146, 198, 219, 227, 234	Telithromycin 99
Sick Sinus Syndrome..... 102, 104, 135	Tequin..... 99
Signifor 99	Tercian..... 99
Sinequan 99	Terfenadine..... 99
Sirturo 99	TES..... 80, 238, 247, 248
SMR..... 12, 59, 61, 62, 64, 65, 67, 79, 171, 172, 191, 211, 228, 229, 232	tetanus..... 66
Sodium Bicarbonate 15, 23, 30, 62, 72, 96, 109, 154	Tetrabenazine 99
Sodium Chloride..... 96, 97, 145, 228	Tetracaine 63, 157, 203, 229
Solian 99	Thermometer 215
Solifenacin..... 99	Thiamine..... 52, 96, 127, 158
Solu-Medrol..... 38, 39, 45, 47, 97, 155, 227	Thioridazine..... 99
Sorafenib..... 99	Thorazine..... 99
Sotalol..... 99	thrombosis 15, 16, 18, 23, 24, 25, 26, 27, 116
Sparfloxacin..... 99	Tiapridal 99
Spinal..... 65, 136, 171, 172, 191, 211, 229, 231, 232	Tiapride 99
Splint 62, 191, 212, 220, 229, 232	Tier 80
Sporanox..... 99	Tikosyn..... 99
Sprycel..... 99	Tirabacin 99
Stair Chair..... 179, 213	Tizanidine 99
standby..... 54, 60, 70, 79, 231, 238	Tofranil..... 99
Standby..... 79, 82, 211, 228	Tolterodine 99
STEMI ... 19, 20, 21, 92, 93, 227, 229, 230, 233, 237, 247, 248	Toradol 75, 159, 231, 232, 235
Stroke... 2, 41, 42, 43, 44, 92, 93, 130, 185, 196, 227, 230, 233, 238, 247, 248	Toremifene 99
Sublimaze 95, 125, 142, 187, 228, 231, 235	Torsades .. 28, 30, 106, 116, 125, 128, 140, 163, 196, 200, 230
Submersion 33	Tourniquet 12, 62, 80, 189, 219, 228, 229, 232
Suboxone 99	TPOPP 77, 236
Succinylcholine 89, 156, 162, 238	Traction 171, 220, 229, 232
Suction... 33, 35, 48, 53, 89, 181, 184, 210, 214, 229, 230, 231, 232	Tranexamic Acid 97, 160, 235, 248
Sulpiride 99	Transfer 2, 12, 91, 92, 174, 228, 231, 236, 238
Sunitinib 99	Trauma 12, 13, 59, 60, 61, 62, 63, 64, 65, 67, 70, 92, 136, 169, 174, 178, 211, 228, 232, 237, 247
	Trazodone..... 99
	Triage 76, 80, 93, 95, 167, 170, 228, 231
	Tridil..... 95, 96, 144, 231, 235
	Trimethoprim..... 99

Trimipramine	99	Vibativ	99
Trisenox	99	Viracept	99
TXA	59, 61, 62, 80, 97, 160, 234, 235, 248	Vitamin B1	96, 158
Tykerb	99	Vitamin B12	97, 114
Tylenol	96, 100, 131, 142, 228	Vivactil	99
Ulane	99	Voriconazole	99
Unconscious	22, 52, 93, 146, 206, 232	Vorinostat	99
Uniretic	99	Votrient	99
Uroxatral	99	VTAC12	80, 93, 238
vaccination	66	V-Tach ...	30, 104, 121, 122, 138, 140, 154, 198, 227, 230, 233, 238
Vagal	24, 25, 156, 183	WBC	57, 248
Vaginal	48, 58, 147, 238	Wolff-Parkinson-White ...	20, 31, 116, 138, 149, 196, 227, 232
Valium .	40, 54, 56, 95, 106, 133, 153, 161, 163, 227, 228, 232	WPW	31, 111, 116, 149, 196, 227, 232, 233
Vandetanib	99	Xalkori	99
Vardenafil	99	Xeloda	99
Vascor	99	Xopenex	38, 39, 45, 46, 95, 164, 205
Vecuronium	89, 97, 156, 162	Xthrocin	99
Velcade	99	Xylocaine	95, 96, 138, 235
Vemurafenib	99	Zagam	99
Venlafaxine	99	Zanaflex	99
Ventilate	18, 22, 67, 88, 152, 181, 183	Zelboraf	99
Ventilator	146, 210, 229, 232	Zemuron	95, 152
Ventolin	95, 103, 120, 132, 140, 205	Ziprasidone	99
Ventricular ...	20, 29, 30, 72, 104, 111, 118, 121, 122, 138, 140, 144, 149, 154, 196, 198, 227, 230, 233, 238, 248	Zithromax	99
Versed	16, 18, 22, 24, 25, 26, 27, 28, 56, 75, 77, 89, 95, 153, 163, 178, 183, 187, 192, 193, 200, 201, 227, 228, 232	Zofran	64, 74, 77, 97, 99, 165, 187, 230, 231, 232
VESicare	99	Zohydro	99
VFend	99	Zolinza	99
V-Fib..	30, 33, 35, 104, 121, 122, 138, 140, 154, 198, 227, 230, 233, 238	Zolofl	99
		Zubsolv	99
		Zyprexa	99

Section 9-050 - Glossary of Abbreviations

ABC - Airway, Breathing, Circulation.	EMD - Emergency Medical Dispatcher.
AC - Antecubital space for IV access. Interior of elbow.	EMH - Ellett Memorial Hospital.
ACLS - Advanced Cardiac Life Support.	EMR - Emergency Medical Responder. Also synonymous with MFR (Medical First Responder).
ADLS - Advanced Disaster Life Support.	EMS - Emergency Medical Services. Usually associated with transport of sick or injured patients.
AED - Automated External Defibrillator.	EMT - Emergency Medical Technician. Also synonymous with EMT-B (Emergency Medical Technician - Basic).
A-Fib - Atrial Fibrillation.	ePCR - Electronic Patient Care Report.
ALOC - Altered Level Of Consciousness.	Epi - Epinephrine.
ALS - Advanced Life Support. Usually provided by paramedics and RNs.	ER - Emergency Room. Also known as ED (Emergency Department).
AOTB - Smell of Alcohol On The Breath.	ET - Endotracheal Tube.
APGAR - Activity, Pulse, Grimace, Appearance, and Respiration. Assessment tool for newborns.	ETCO ₂ - End-Tidal Carbon Dioxide. Level of CO ₂ exhaled. Also known as capnography.
ATLS - Advanced Trauma Life Support.	ETOH - Alcohol.
AVPU - Level of consciousness measurement meaning Alert, Verbal, Painful, Unresponsive.	ETT - Endotracheal Tube.
BCFD - Bolivar City Fire Department.	F - Fahrenheit. Measurement of temperature.
BDS - Basic Disaster Life Support.	g - Gram. Measurement of mass.
BLS - Basic Life Support. Usually provided by EMRs and EMTs.	GCS - Glasgow Comma Scale.
BP - Blood Pressure.	GI - Gastrointestinal.
BSA - Body Surface Area. Percent of skin usually used to measure burns.	gm - Gram. See g.
BSI - Body Substance Isolation. To protect against blood borne and other pathogens and infectious agents. Usually includes gloves and eye protection but may include masks and gowns.	HR - Heart Rate. Beats per minute.
BTLS - Basic Trauma Life Support. See ITLS.	IAEMD - International Academies of Emergency Medical Dispatch.
CAD - Coronary Artery Disease. OR Computer Aided Dispatch.	ICU - Intensive Care Unit.
CAT - Computerized Axial Tomography scan.	IDLH - Immediately Dangerous to Life and Health.
CCR - Cardio Cerebral Resuscitation. Similar to CPR but through the use of compressions only.	IM - Intramuscular. Medication access through muscle.
CCSO - Cedar County Sheriff's Office. 9-1-1 PSAP.	IN - Intranasal. Medication access through capillaries of the nose.
CHF - Congestive Heart Failure.	IO - Intraosseous. Medication access through a bone.
CMH - Citizens Memorial Hospital.	ITLS - International Trauma Life Support.
CO - Carbon Monoxide.	IV - Intravenous. Medication access through a vein.
CO ₂ - Carbon Dioxide.	J - Joules. Measurement of energy.
COPD - Chronic Obstructive Pulmonary Disease.	KED - Kendrick Extrication Device.
CPAP - Continuous Positive Airway Pressure.	kg - Kilogram. Measurement of mass.
CPR - Cardio Pulmonary Resuscitation.	L - Liter. Measurement of volume.
CSR - Code of State Regulations.	LBBB - Left Bundle Branch Block.
CT - X-Ray Computed Tomography imaging.	LEO - Law Enforcement Officer. See TES.
CVA - CerebroVascular Accident. Stroke.	LMA - Laryngeal Mask Airway.
D10W - 10% Dextrose in Water.	LOC - Level of Consciousness.
D25W - 25% Dextrose in Water.	LR - Lactated Ringers.
D50W - 50% Dextrose in Water.	MAP - Mean Arterial Pressure.
D5W - 5% Dextrose in Water.	max - Maximum.
DAI - Drug Assisted Intubation. Similar to RSI.	mcg - Microgram. Measurement of mass.
dl - Deciliter. Measurement of volume.	MD - Medical Doctor.
DNR - Do Not Resuscitate. Legal document stating the patient's wishes if they are unable to communicate them.	mEq - Milliequivalent. Measurement of medication.
ECG - See EKG.	MFPD - Morrisville Fire Protection District.
ED - See ER.	MFR - See EMR.
EKG - Electrocardiogram. Measurement of the electrical activity of the heart using limb leads to produce the equivalent of a 6-Lead. Synonymous with ECG.	mg - Milligram. Measurement of mass.
	mi - Miles. Measurement of distance.
	MI - Myocardial Infarction. See STEMI.
	min - Minute. Measurement of time. OR Minimum.
	ml - Milliliter. Measurement of volume.
	mm - Millimeter. Measurement of distance.
	MOI - Mechanism of Injury.

Section 9-050 - Glossary of Abbreviations

 MPDS - Medical Priority Dispatch System.

mph - Miles Per Hour. Measurement of speed.

MS - Medical Surgery (Med-Surg) Unit.

MV - Mircovolt.

NCN - No Care Needed.

neb - Nebulized. Medication access through the lungs and airway passages.

NIH - National Institute of Health.

NIHSS - National Institute of Health Stroke Screen.

NOI - Nature of Illness.

NPA - Nasopharyngeal Airway.

NS - Normal Saline.

OB - Obstetrics.

OPA - Oropharyngeal Airway.

PCCD - Polk County Central Dispatch. 9-1-1 PSAP.

PCR - Patient Care Report.

PEA - Pulseless Electrical Activity. Electrical activity is seen on the EKG but not enough mechanical activity of the heart to produce a pulse.

PHS - Pre-Hospital Services. See EMS.

PO - Medication access through ingestion in the stomach.

PPE - Personal Protective Equipment. May include contact precautions such as gloves, thermal protection such as firefighting gear, or respiratory protection such as SCBA.

PRC - Patient Refusal of Care.

PSAP - Public Safety Answering Point.

QR - Quick Response code. Type of barcode.

QRS - Ventricular depolarization electrical activity of the heart that includes the Q-wave, R-wave, and S-wave.

QT - Portion of the EKG that is measured between the Q-wave and the T-wave.

RBBB - Right Bundle Branch Block.

RN - Registered Nurse.

RR - Portion of the EKG that is measured from R-wave to R-wave. One beat.

RSI - Rapid Sequence Intubation.

RTF - Rescue Task Force.

SAMPLE - Signs/Symptoms, Allergies, Medications, Past Pertinent history, Last oral intake, Events leading up to the current condition. Assessment tool.

SBP - Systolic Blood Pressure. Top number in a blood pressure measurement. Measures the contraction of the heart.

SCBA - Self-Contained Breathing Apparatus.

SL - Sub Lingual. Medication access through capillaries of the mouth under the tongue.

SME - Subject Matter Expert.

SMR - Spinal Motion Restriction. Usually involve a c-collar and possible a backboard.

SpO₂ - Saturation of Peripheral Oxygen. Percent of hemoglobin saturated (usually saturated by Oxygen).

SQ - Subcutaneous. Medication access through fatty later between skin and muscle.

STEMI - ST-segment Elevated Myocardial Infarction. Also known as a heart attack that can be seen on an EKG.

TES - Threat Elimination Specialist. Could be a law enforcement officer, firefighter, rescue technician, hazmat technician, or other individual whose primary responsibility is to reduce or eliminate the threat so medical care can be given to those sick or injured by that threat.

TXA - Tranexamic Acid.

VA - Veterans Administration.

VF - See V-Fib.

V-Fib - Ventricular Fibrillation.

VT - See V-Tach.

V-Tach - Ventricular Tachycardia.

WBC - White Blood Count.

WPW - Wolff Parkinson White. Specific EKG interpretation.

yr - Year. Measurement of time.

yrs - Years. Measurement of time.